

Department of Foreign Affairs & Trade  
New Colombo Plan alumni Survey  
Year 2  
Report of survey findings

April 2018



Australian Survey Research Pty Ltd  
258 Centre Road Bentleigh 3204  
Level 3, 22 Darley Road | PO Box 807 Manly NSW 1655  
| T 03 9557 4211 | F 03 9557 4311 | E [info@aussurveys.com](mailto:info@aussurveys.com) [www.aussurveys.com](http://www.aussurveys.com)



# Table of contents

---

Executive summary .....	1
Introduction .....	4
Methodology .....	4
Data collection.....	4
Online .....	4
Sample and response rates .....	4
Weighting .....	4
Confidence level and interval.....	4
Participant profile.....	6
General demographics.....	6
Key findings .....	12
Future plans.....	12
NCP experience /scholarship influence on career .....	13
NCP contacts and links .....	13
The alumni program.....	18
Useful elements of the alumni program.....	18
NCP advocacy activities .....	19
Online NCP alumni events .....	22
Professional development as part of the alumni program .....	23
NCP alumni LinkedIn group .....	23
Australia Global Alumni Portal.....	25
Preferred communications channel for NCP alumni information .....	27
Mentoring .....	27
Benefits of the NCP experience .....	28
Comments on the most valuable elements of NCP.....	30
Promoting the NCP.....	31
Appendix .....	33
Benefits of the NCP experience by demographics .....	33

# Executive summary

In 2016, the Department of Foreign Affairs and Trade (DFAT) commissioned Australian Survey Research Group (ASR) to develop, conduct and analyse a recurring evaluation survey for New Colombo Plan (NCP) alumni.

This report presents the results of the second alumni survey conducted in early 2018. The survey focused on NCP alumni who completed their NCP activity around 12-15 months and 36 months previously.

ASR invited a total of 3,954 alumni to the survey. The invitation list was based on participants who were invited to the NCP Scholar and Mobility completion surveys. Each alumni survey participant received an invitation email containing a unique link to the online survey.

## Sample and response rates

The 2018 alumni survey was open from 26 February 2018 to 19 March 2018, that is, three weeks in field. In total, three reminders were sent at approximately one week intervals to participants that had not yet completed the survey. Non-complete participants received at least two email reminder emails and those with valid mobile phone numbers received a third (final) SMS reminder. Those without mobile phone numbers in their record were emailed a third (final) reminder.

The table below outlines the invitations sent, completions and email bounce backs. Consistent with the 2016 survey, the overall response rate was 16%. A total of 586 respondents completed the 2018 survey. The table below outlines the invitations sent, completions and email bounce backs.

Survey round	Email invitations count	Completions count	Bounce-backs count	Response rate %*
2016	1,324	197	97	16
2018	3,954	586	245	16

\*Bounce-backs were subtracted from the email invitation count in the response rate calculation.

## General demographics

- The ratio of female to male responses was roughly 60/40.
- There was a much bigger spread in 2018 compared with 2016 in countries where NCP alumni undertook their program. China (18%) and Indonesia (13%) were the most popular host countries in 2018.
- Only 3% identified as Aboriginal or Torres Strait Islander and 4% of respondents identified as having a disability.
- Sixty-six percent of respondents had an honours or an undergraduate degree as their highest level of education. Notably, 23% of respondents had year 12 as their highest level of education, meaning that they were still studying for / had not yet completed a degree.
- Sixty-four percent of respondents were employed or self-employed, while 46% were undergraduate students and 15% were postgraduate students. Note that multiple responses were allowed for this question, so one person could be in several categories.
- Of the 64% of alumni who were employed and/or self-employed:
  - 41% believed their NCP experience / scholarship helped them get their current job
  - 13% manage staff, typically 10 or fewer staff members (76%)
  - 67% indicated that their NCP experience had some level of impact on their current employment
- alumni who were employed and/or self-employed, who indicated the NCP program had impact on their current employment or those who were unsure whether it had were asked their field of study at the time of their NCP program. Responses were grouped into categories. Medicine and human health (6%), Social science (6%) and Business / Commerce / Economics / Accounting (5%) were the three most common fields of study. Sixty-six percent of these respondents indicated they were working or in the same or similar field now.
- Among the proportion of alumni who were studying, the vast majority (75%) were studying at undergraduate level and 21% were undertaking some form of post graduate study.

## Future plans

Alumni were asked about their plans for the next five years. Fifty-four percent indicated that they intended to undertake further study, 50% wanted to seek employment in Australia and 40% wanted to seek advancement in their current career (an 11% increase from the 2016 results).

## NCP experience /scholarship influence on career

The NCP experience had a positive influence on the majority of alumni career choices and prospects. Sixty-six percent indicated that their NCP experience influenced their career choices to a great or moderate extent. Eighty-five percent of respondents believed their experience had made a positive contribution to their career prospects to a great or moderate extent.

## NCP contacts and links

Twenty-six percent of respondents indicated they had not maintained any significant links (10% more than in 2016), 74% maintained at least one significant link and 24% had maintained at least four significant links. Most of the links maintained were personal.

The main type of contact alumni had with their links was social media sharing (64% and higher). Just under 50% of respondents had contact with their links at least monthly. A very small proportion had contact less than once a year.

Seventy-four percent of respondents reported that their NCP contacts enhanced their understanding and connections to the Indo Pacific region to a great or moderate extent. Fifty-nine percent believed their study opportunities / outcomes were enhanced greatly or moderately and 53% reported their employment prospects / outcomes were greatly or moderately enhanced by their contacts. Notably, 20% of respondents did not believe that their contacts had enhanced their employment prospects / outcomes and 15% indicated the same for study opportunities / outcomes.

Seventy-two percent of respondents had travelled since completing their NCP experience / scholarship; 16% had travelled to their host location and 38% had travelled to another Indo-Pacific location.

## Useful elements of the alumni program

Sixty-four percent of respondents indicated that job or work opportunities would be the most useful to them as part of the NCP alumni program. Professional development opportunities (60%) and professional networking (57%) were also popular elements.

## Attendance at NCP alumni events and likely future attendance / participation

Twelve percent indicated that they had attended an NCP alumni event, considerably lower than the 2016 response of 29%.

Forty-six percent indicated they would likely attend an event, considerably lower than the 2016 response of 64%. Respondents were most interested in job / work placement opportunities (74%) at NCP alumni events, followed by professional networking (70%) and learning (59%).

NCP alumni are welcome to participate in a number of advocacy activities after the conclusion of their program. Social networking with other NCP students attracted 44% of respondents (compared to 61% in 2016). This was followed by professional networking associated with an NCP alumni event (25%) and mentoring/training of other NCP students prior to their departure (21%).

Sixty-three percent of respondents who participated in mentoring/training of other NCP students prior to their departure found the exercise *very or somewhat useful*. Similarly, 60% of those who participated in social networking with other NCP students and 60% of those who did a job placement with a business or organisation associated with NCP found the exercise *very or somewhat useful*.

Thirty-one percent of alumni answered they would be likely to participate in an NCP online event while 30% said they would not participate. Job / work placement opportunities (65%), learning (64%) and professional networking (54%) were the three main areas of interest to alumni who indicated they were likely to participate in an online NCP alumni event.

## Professional development as part of the alumni program

Working across or with different cultures (62%), access to leaders in their field of study (62%) and leadership / management skills (55%) were the three professional development of most interest in an NCP alumni program.

## Participation in other NCP alumni groups

### *LinkedIn*

Twenty-three percent of respondents answered they were members of the NCP alumni LinkedIn group—a lower proportion in 2018 compared to 2016.

Of the alumni who belong to the NCP LinkedIn alumni group, 40% found event information useful (14% *very useful* and 26% *useful*), while 38% found new articles useful (12% *very useful* and 26% *useful*).

In some cases up to 50% of alumni did not read or did not know about particular resources available at the LinkedIn group. For example 20% of alumni didn't read and 33% didn't know about discussion forums available in the group, representing a total of 53%.

### *Australia Global Alumni*

Seventy-two percent of respondents were not members of the Australia Global alumni Portal while 18% were unsure.

Of the small proportion of respondents who indicated that they were members of the Australia Global alumni Network 26% found the event information on the site useful (15% *very useful* and 11% *somewhat useful*). Twenty-two percent found professional opportunities useful (11% *very useful* and 11% *somewhat useful*), and 21% found news articles useful (8% *very useful* and 13% *somewhat useful*).

Note that there was a very high proportion of Australia Global alumni Network members who have not read or did not know about the various resources available (65% or more for each of the resources). Refer to the chart below.

## Preferred communications channel for NCP alumni information

For 86% of respondents, email was the preferred channel for receiving alumni program information.

## Mentoring

Thirty-five percent of respondents would be willing to be a mentor for an NCP student or alumnus, this is a smaller proportion than in 2016. Forty-four percent answered *maybe* (implying a dependence on what the commitment would require).

## Benefits of the NCP experience

There were a number of positive benefits the NCP alumni had gained from their NCP program that aligns with the strategic objectives of the program. These aligned benefits related to strengthening understanding, connections and work readiness of NCP alumni to businesses and institutions within the Indo-Pacific region.

## Promoting NCP

NCP alumni respondents demonstrate their positive attitude towards and sense of value of the NCP program by recommending and actively promoting the NCP program to Australian Students and organisations in the Indo-Pacific region. Refer to the chart below.

The vast majority (91%) of respondents recommend the program to Australian students either frequently or occasionally, 73% actively promote the program frequently or occasionally and similarly, 73% encourage non-NCP friends, family and colleagues to take an interest in or to develop links with the Indo-Pacific region including their host country frequently or occasionally.

Thirty-eight percent of all NCP alumni respondents indicated they were willing to engage with overseas students, like the Australian Awards or buddy program, 37% were willing to speak at schools, universities, conferences and events to promote the NCP program and 36% would be willing to mentor NCP students.

# Introduction

In 2016, the Department of Foreign Affairs and Trade (DFAT) commissioned Australian Survey Research Group (ASR) to develop, conduct and analyse a recurring evaluation survey for New Colombo Plan (NCP) alumni.

This report presents the results of the second alumni survey conducted in early 2018. The survey focused on NCP alumni who completed their NCP activity around 12-15 months and 36 months previously.

## Methodology

### Data collection

#### Online

ASR invited a total of 3,954 alumni to the survey. The invitation list was based on participants who were invited to the NCP Scholar and Mobility completion surveys. Each alumni survey participant received an invitation email containing a unique link to the online survey.

#### Sample and response rates

The 2018 alumni survey was open from 26 February 2018 to 19 March 2018, that is, three weeks in field. In total, three reminders were sent at approximately one week intervals to participants that had not yet completed the survey. Non-complete participants received at least two email reminder emails and those with valid mobile phone numbers received a third (final) SMS reminder. Those without mobile phone numbers in their record were emailed a third (final) reminder.

The table below outlines the invitations sent, completions and email bounce backs. Consistent with the 2016 survey, the overall response rate was 16%. A total of 586 respondents completed the 2018 survey. The table below outlines the invitations sent, completions and email bounce backs.

Survey round	Email invitations count	Completions count	Bounce-backs count	Response rate %*
2016	1,324	197	97	16
2018	3,954	586	245	16

\*Bounce-backs were subtracted from the email invitation count in the response rate calculation

#### Weighting

No weighting has been applied to the data.

#### Confidence level and interval

For the 2018, there were sufficient responses for the survey sample to be representative at the 95% confidence level and at the  $\pm 5\%$  confidence interval, on the assumption that respondents randomly chose to answer.

This is a good result in terms of survey sample.

**Confidence level** means that you can be 95% sure that if the survey was completed again by the same / similar people that the same result would be achieved. **Confidence interval** is the margin of error that needs to be kept in mind when reading charts and tables. So if a result is 60% in a chart, it should be interpreted as 56% to 64% of respondents had that view.

## Note about reading the charts and tables in this report

Charts show the results from the 2018 and 2016 surveys, as well as the total (cumulative) results. Commentary is based on the 2018 results, unless stated otherwise.

Within the report, data labels in the stacked charts with values less than 2% have been removed for readability. Only values of 2% or higher have been labelled.

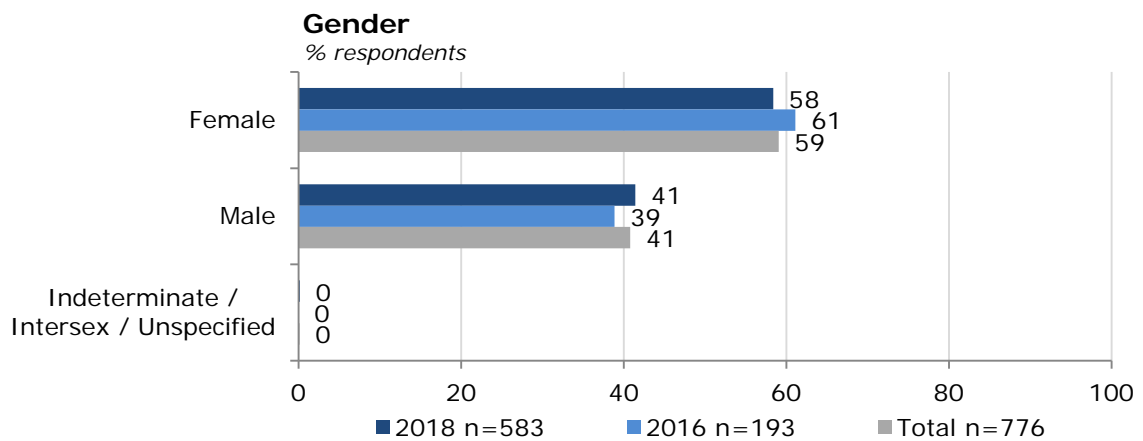
The NCP alumni survey was voluntary and only a few questions were made compulsory (required an answer to move on to the next page). This meant that the number of people who answered each question varied throughout the survey. The total counts (n counts) presented in the report tables and charts are based on valid counts, that is, where a participant has actually answered a question, so the counts fluctuate throughout the report. Missing values (no answers) have been excluded in charts and tables. Total counts (n counts) are displayed alongside the survey year, either in the legend below a chart or next to the axes of a chart. Values in charts may not sum to totals due to rounding.

# Participant profile

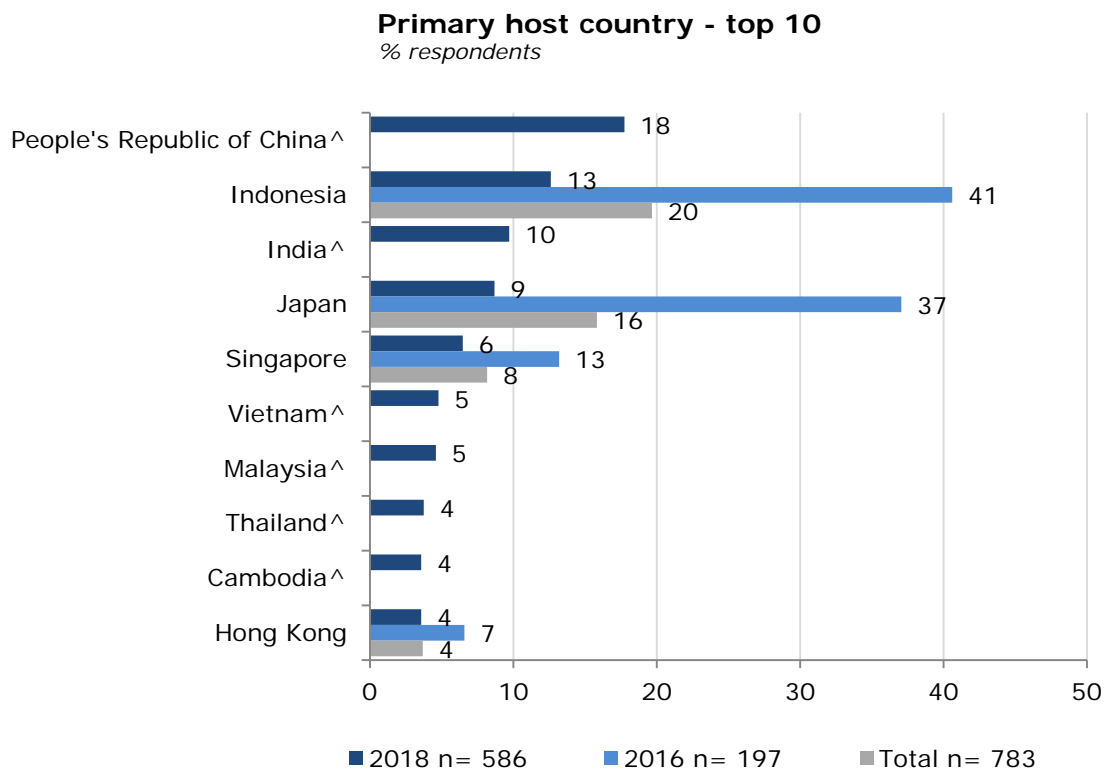
This section provides information on participant profiles based on broad demographics.

## General demographics

The ratio of female to male responses was roughly 60:40. Refer to the chart below.



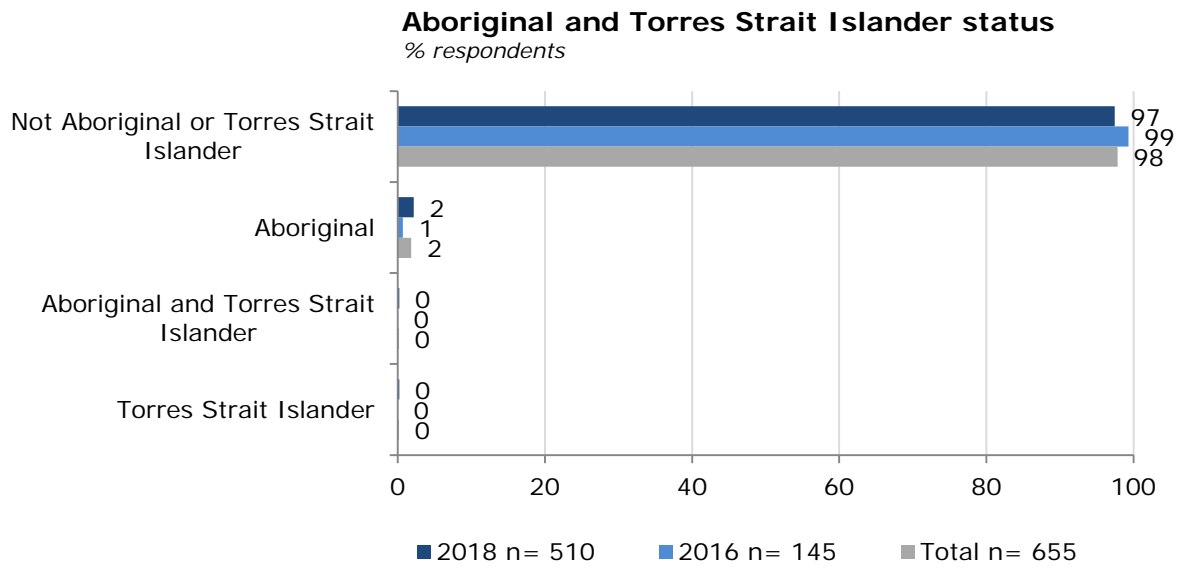
There was a much bigger spread in 2018 compared with 2016 in countries where NCP alumni undertook their program. China (18%) and Indonesia (13%) were the most popular host countries.



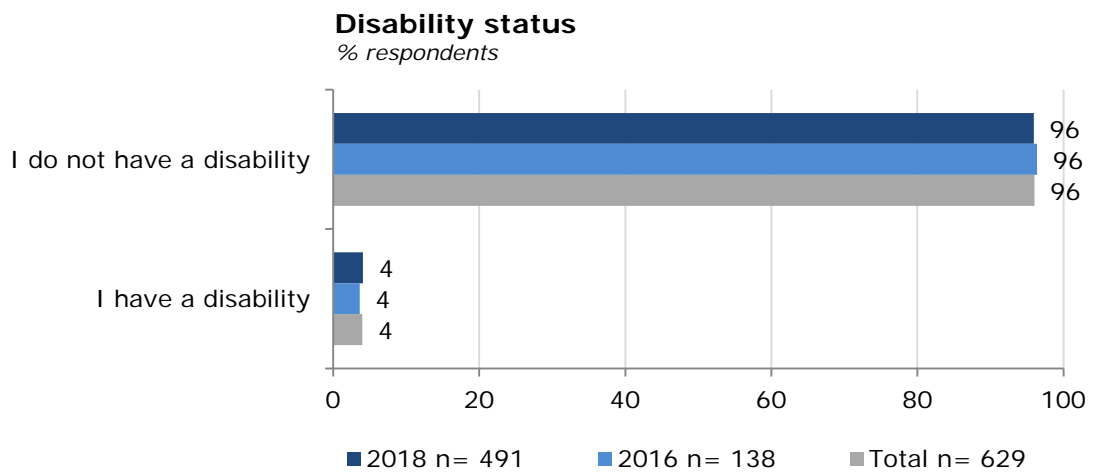
^New response in 2018



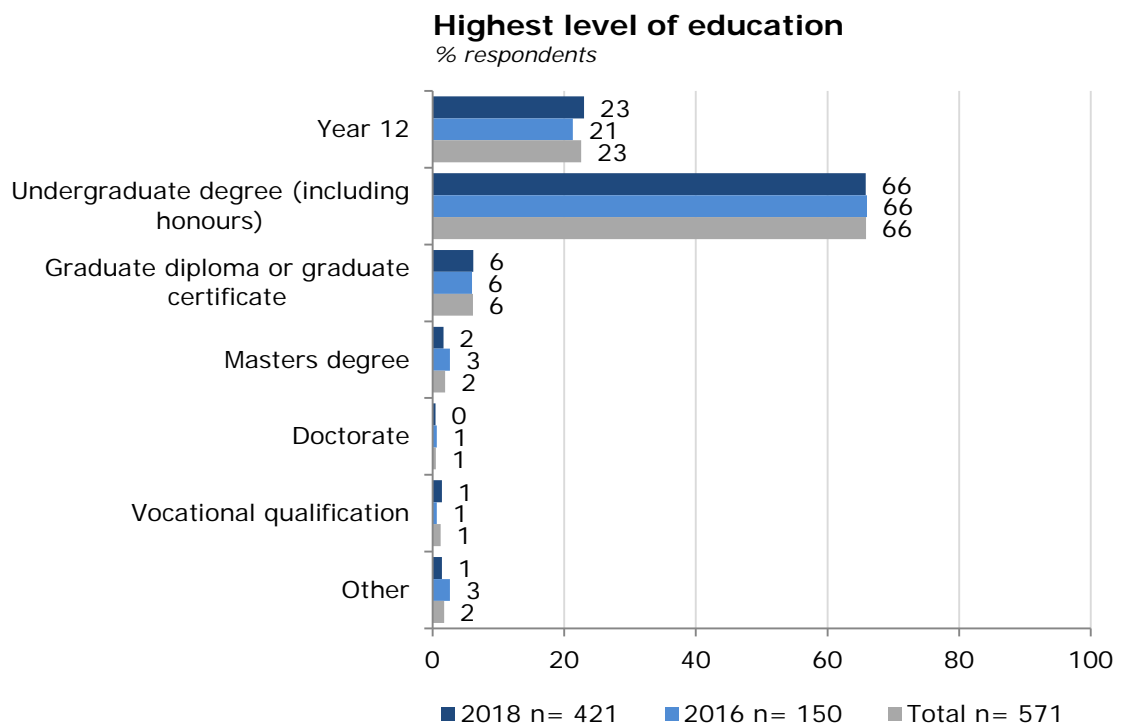
Of those respondents who answered, only 3% identified as Aboriginal or Torres Strait Islander.



Of those who answered, 4% of respondents identified as having a disability.

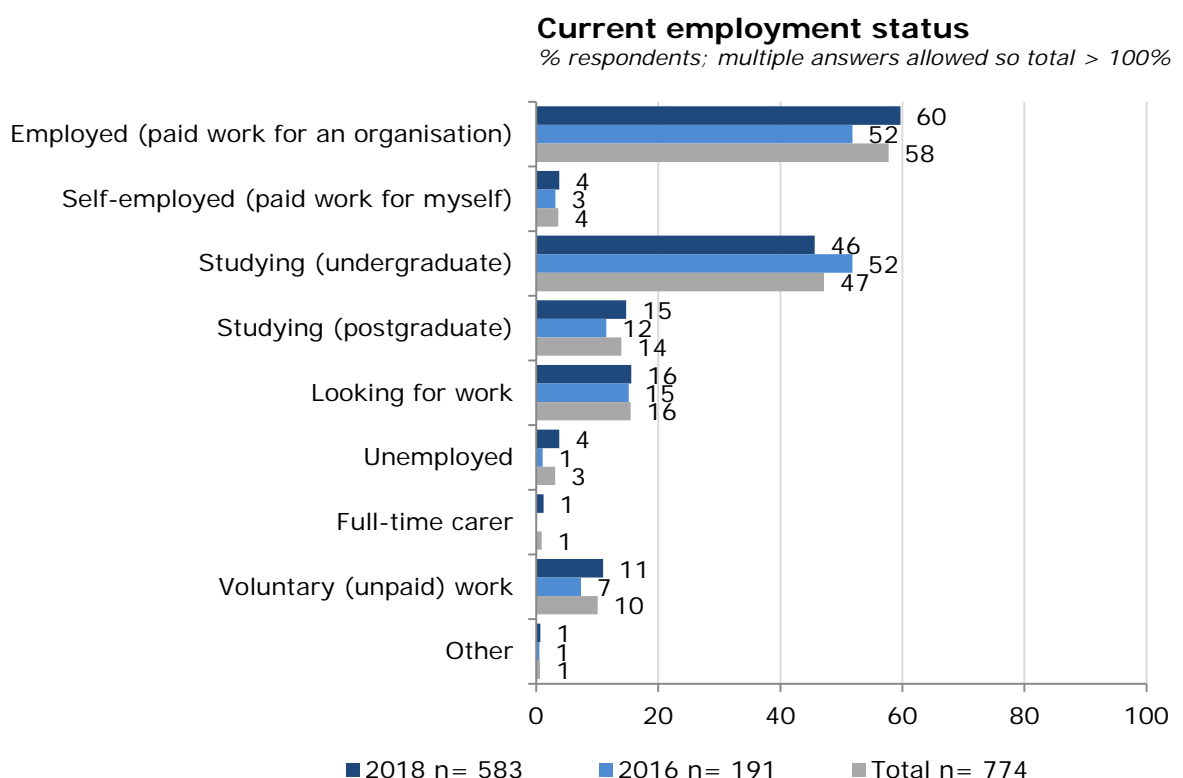


Sixty-six percent of respondents had an honours or an undergraduate degree as their highest level of education. Notably, 23% of respondents had year 12 as their highest level of education, meaning that they were still studying for / had not yet completed a degree.

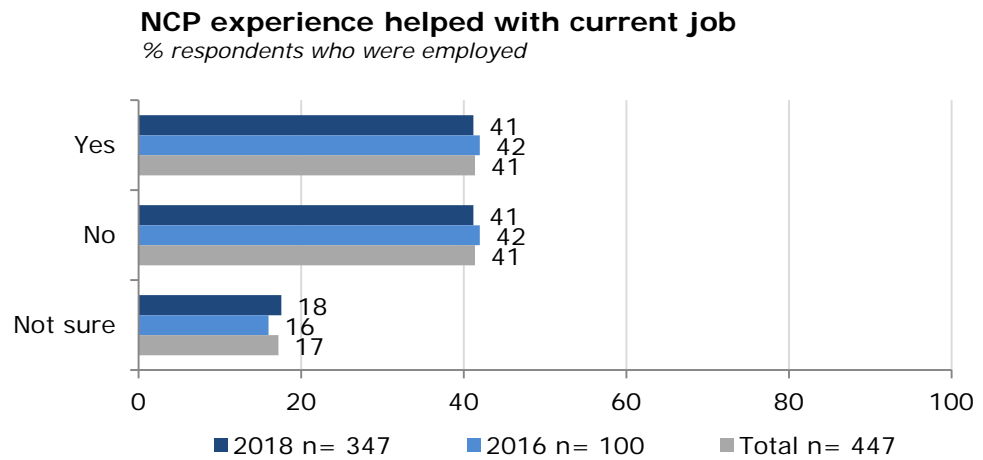


## Employment

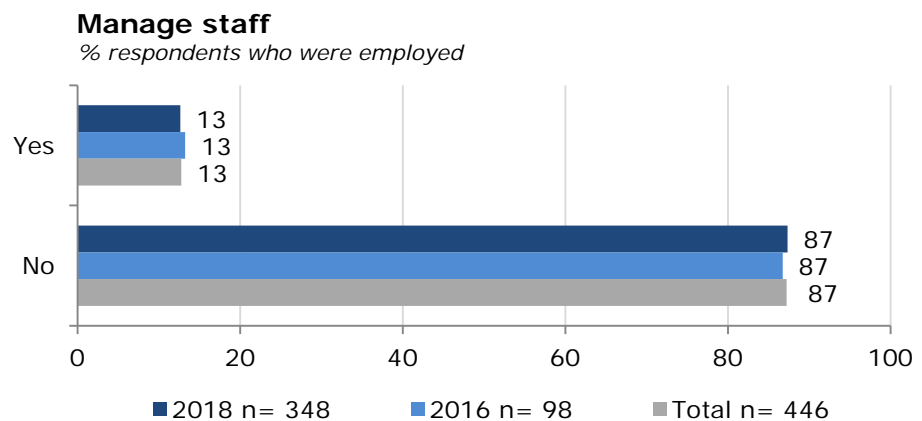
Sixty-four percent of respondents were employed or self-employed, while 46% were undergraduate students and 15% were postgraduate students. Note that multiple responses were allowed for this question, so one person could be in several categories.



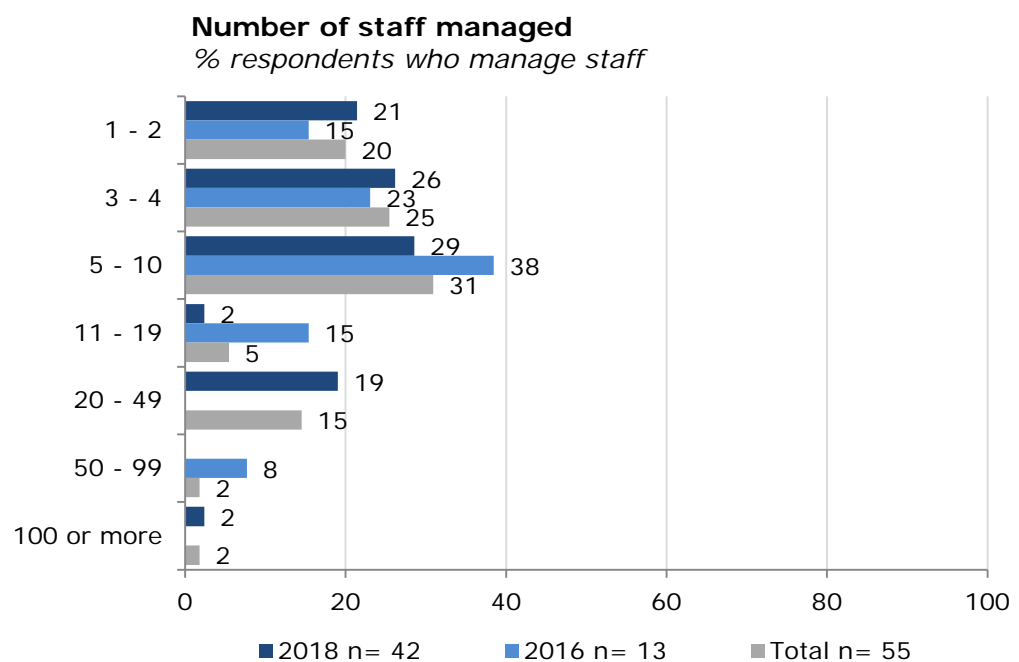
Of the 64% of alumni who were employed and/or self-employed, 41% believed their NCP experience / scholarship helped them get their current job.



Of the 64% of alumni who were employed and/or self-employed, 13% manage staff.



Seventy-six percent of alumni who managed staff managed 10 or fewer staff members.

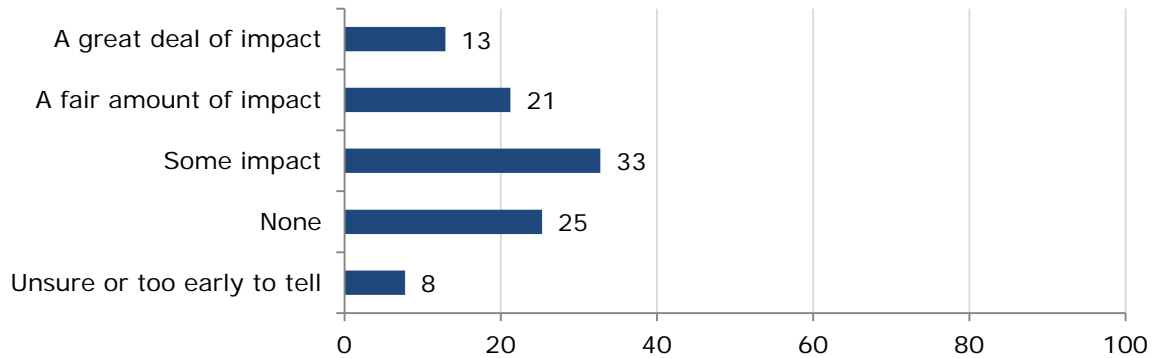


Of alumni who were employed and/or self-employed, 67% indicated that their NCP experience had some level of impact on their current employment.

### Impact NCP experience on current employment

*% respondents employed, n=348*

**New question in 2018**

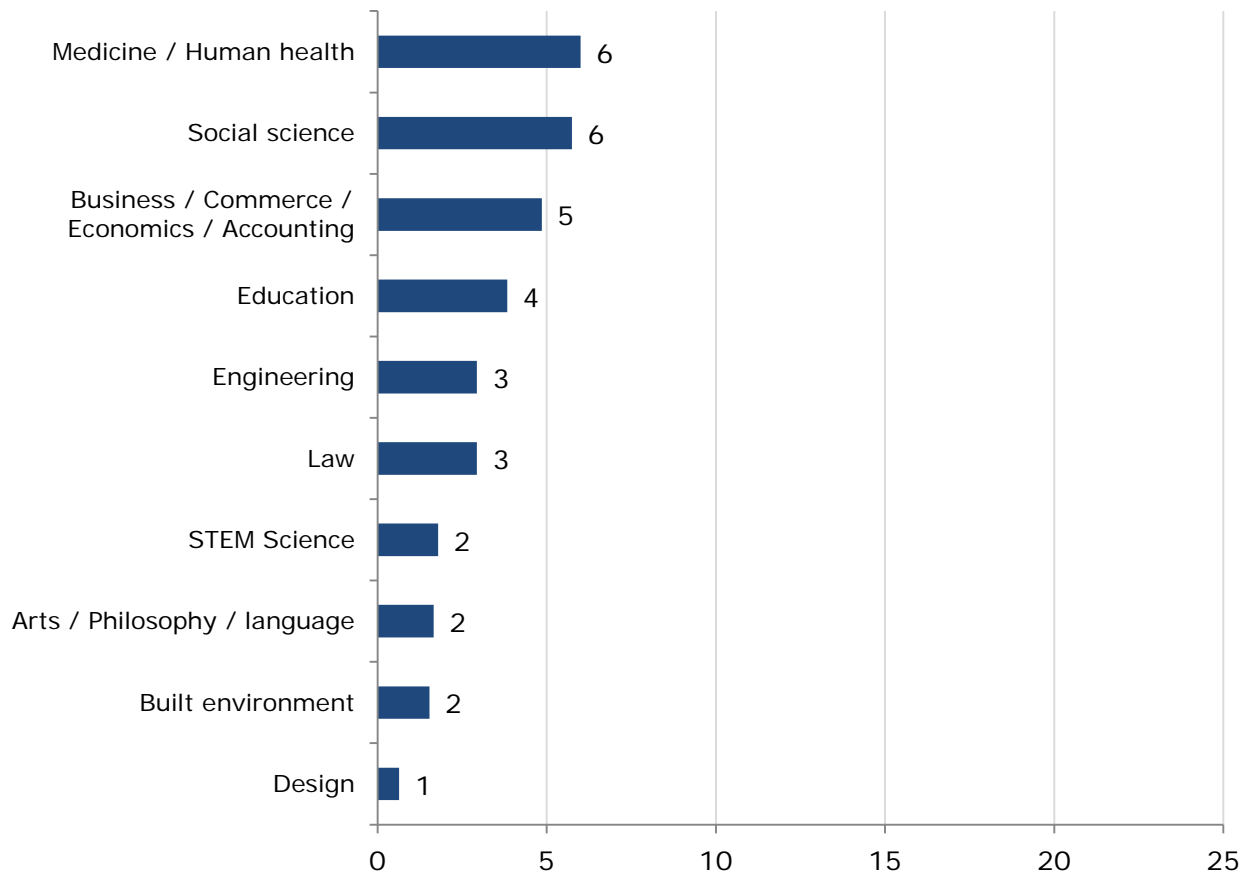


Alumni who were employed and/or self-employed, who indicated the NCP program had impact on their current employment or those who were unsure whether it had were asked their field of study at the time of their NCP program. Responses were grouped into categories, with the top 10 shown in the chart below. Medicine and human health (6%), Social science (6%) and Business / Commerce / Economics / Accounting (5%) were the three most common fields.

### Field of study at time of NCP program - top 10

*% respondents who said NCP program had impact on employment / unsure about impact; n=258*

**New question 2018**

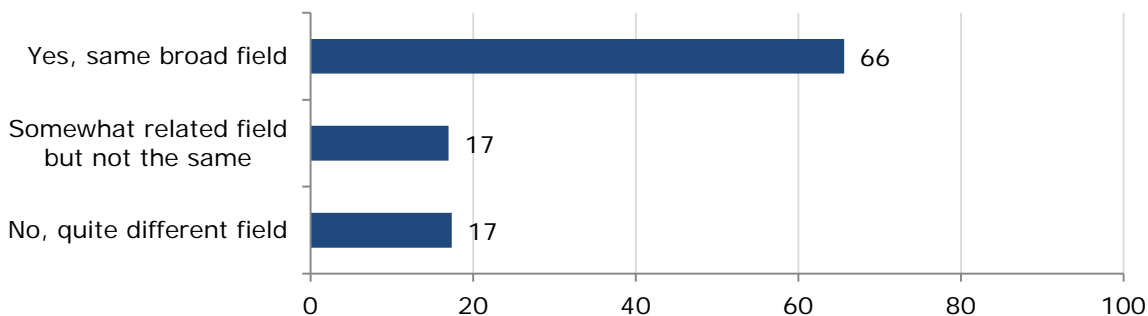


Alumni who were employed and/or self-employed, who indicated the NCP program had impact on their current employment or those who were unsure whether it had were asked whether they were working in the same or similar field. Sixty-six percent indicated they were in the same field.

### Working in the same or similar field

*% respondents who said NCP program had impact on employment / unsure about impact; n=259*

**New question in 2018**

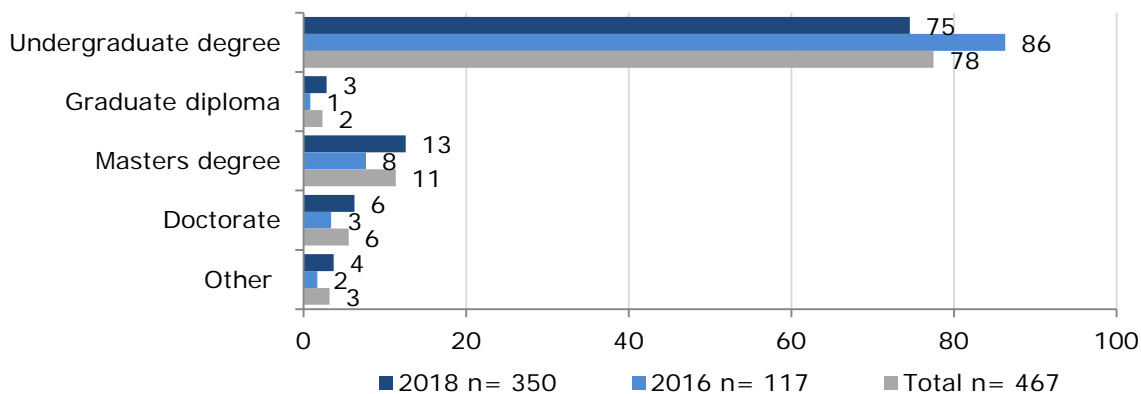


## Study

Among the proportion of alumni who were studying, the vast majority (75%) were studying at undergraduate level and 21% were undertaking some form of post graduate study. Refer to the chart below.

### Current level of study

*% respondents, those studying*

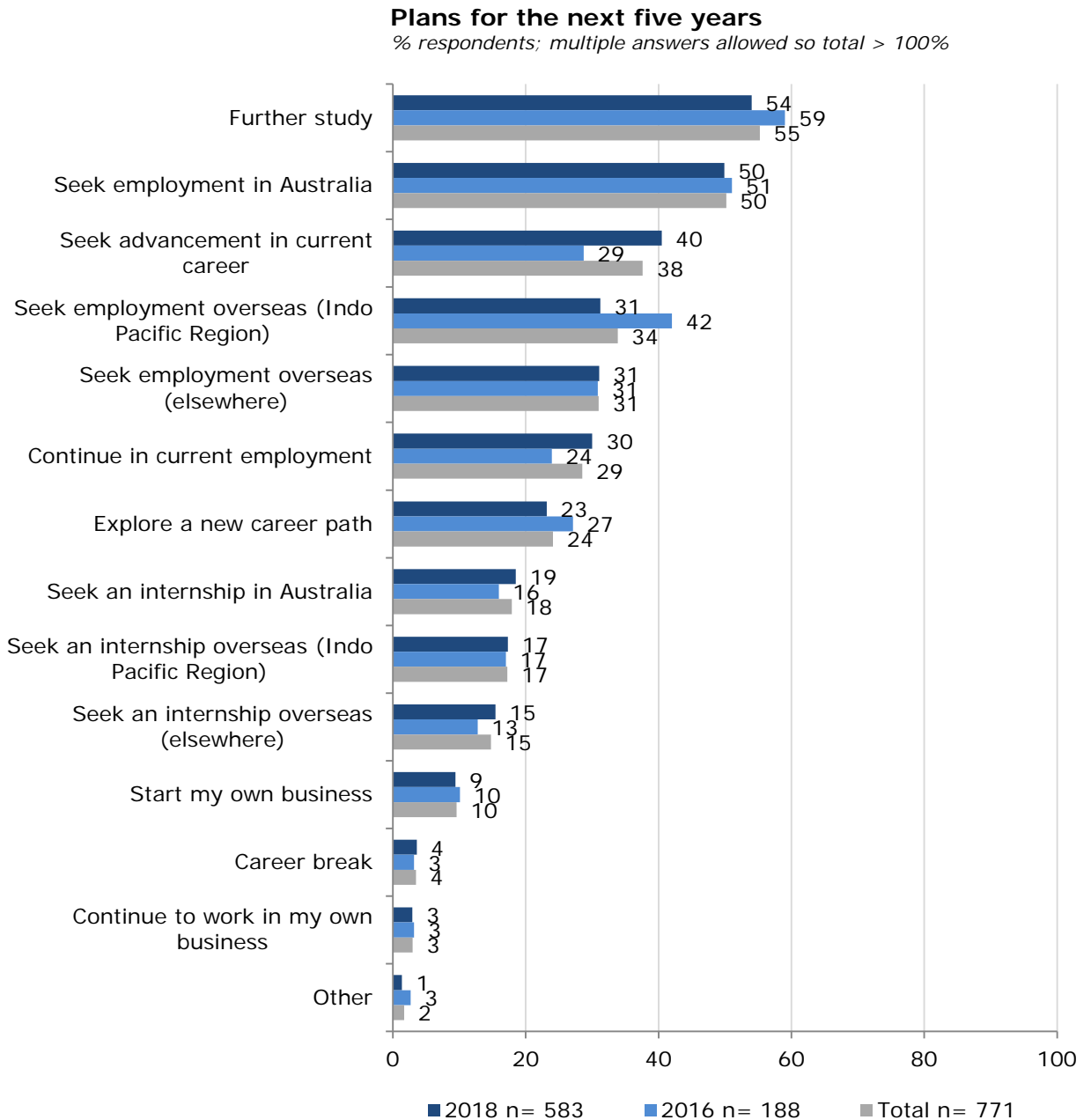


# Key findings

The following section reports key finding from survey results.

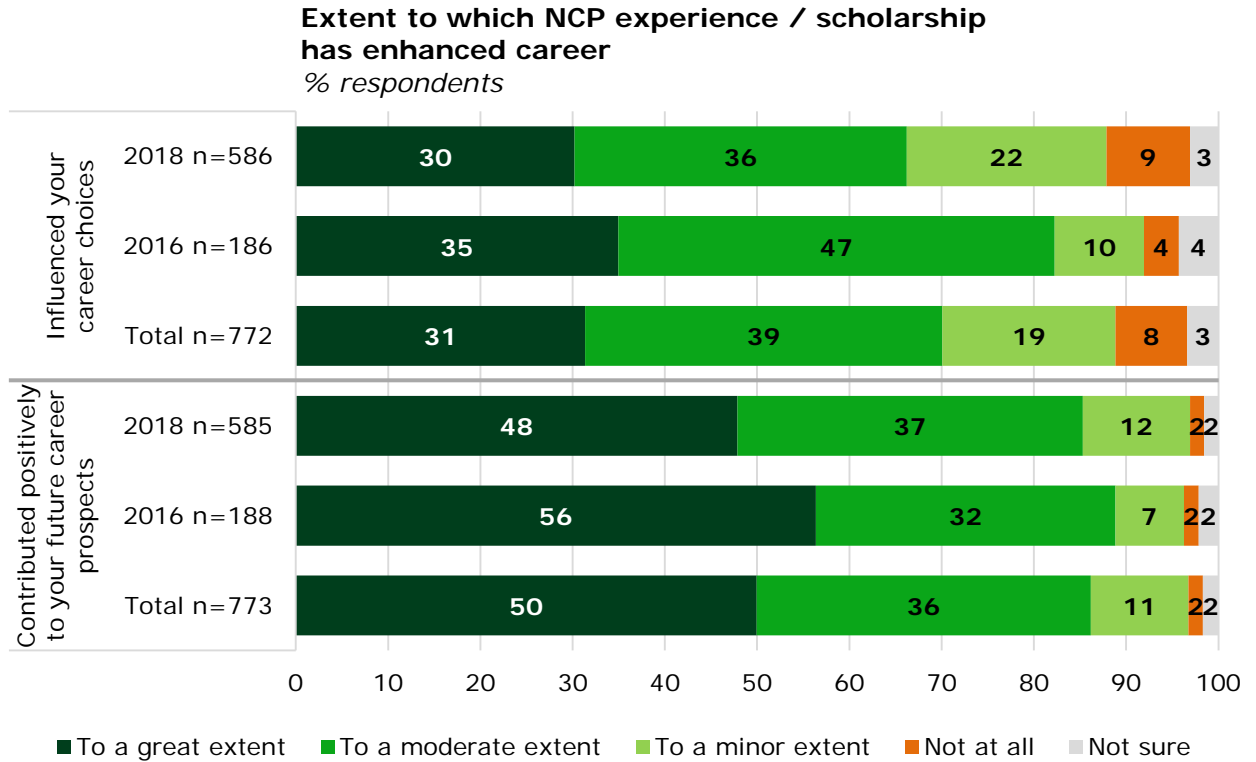
## Future plans

Alumni were asked about their plans for the next five years. Fifty-four percent indicated that they intended to undertake further study, 50% wanted to seek employment in Australia and 40% wanted to seek advancement in their current career (an 11% increase from the 2016 results). Refer to the chart below.



## NCP experience /scholarship influence on career

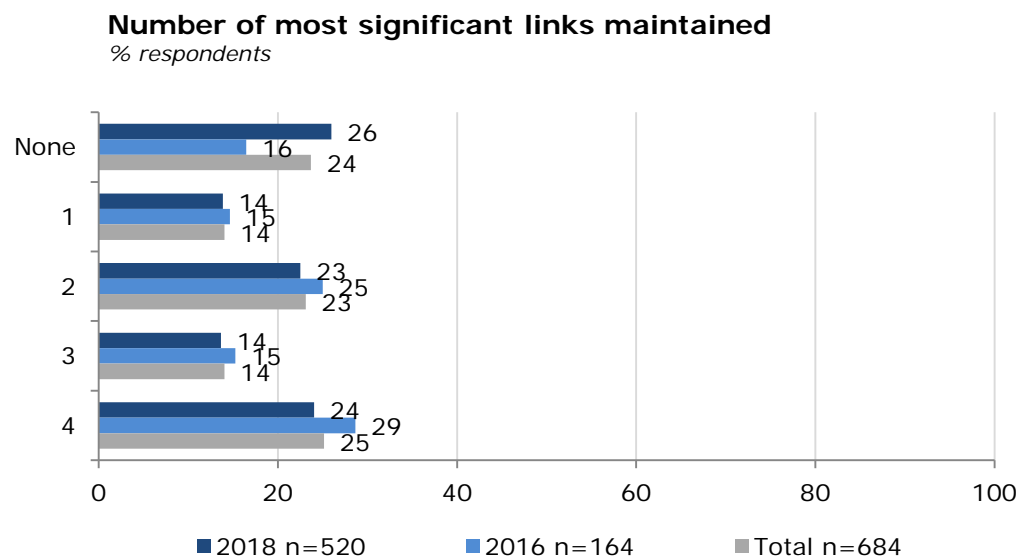
The NCP experience had a positive influence on the majority of alumni career choices and prospects. Sixty-six percent indicated that their NCP experience influenced their career choices to a great or moderate extent. Eighty-five percent of respondents believed their experience had made a positive contribution to their career prospects to a great or moderate extent. Refer to the chart below.



## NCP contacts and links

NCP alumni were asked how many links they had maintained with anyone in their host location or anyone they had met through their NCP experience. They were asked to indicate who they considered their four most significant links.

The chart below shows the number of significant links maintained by respondents. Twenty-six percent of respondents indicated they had not maintained any significant links (10% more than in 2016), 74% maintained at least one significant link and 24% had maintained at least four significant links.

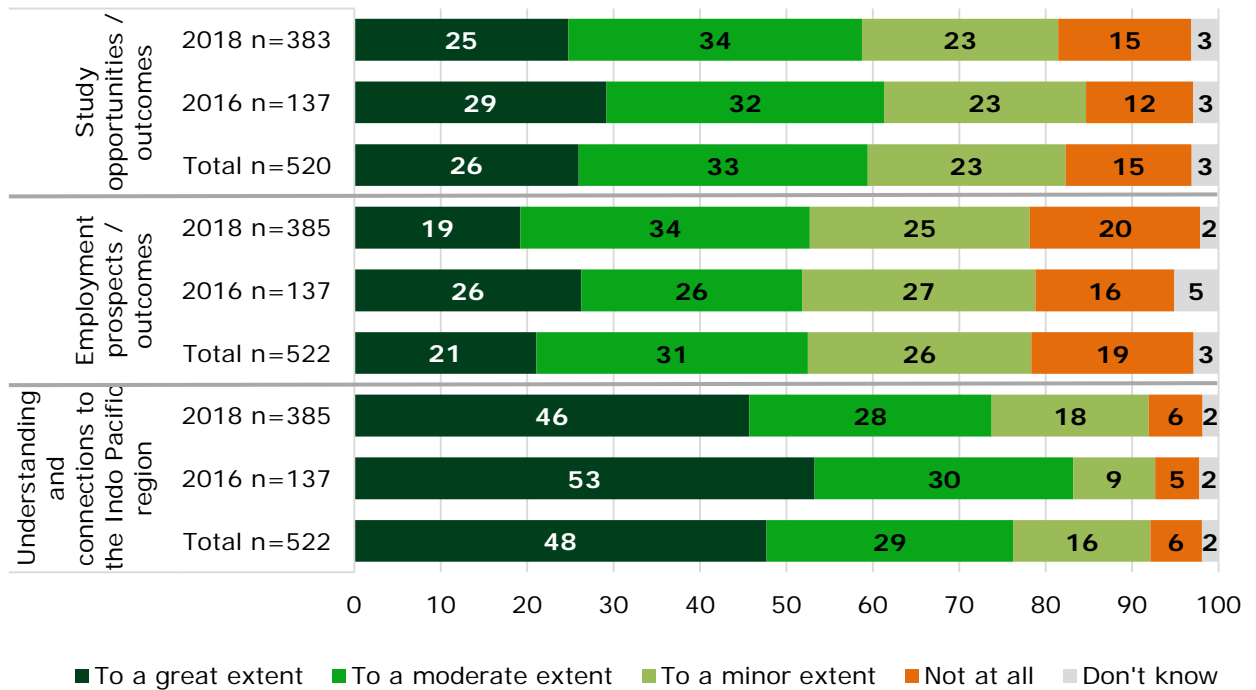


Seventy-four percent of respondents reported that their NCP contacts enhanced their understanding and connections to the Indo Pacific region to a great or moderate extent. Fifty-nine percent believed their study opportunities / outcomes were enhanced greatly or moderately and 53% reported their employment prospects / outcomes were greatly or moderately enhanced by their contacts. Refer to the chart below.

Notably, 20% of respondents did not believe that their contacts had enhanced their employment prospects / outcomes and 15% indicated the same for study opportunities / outcomes.

### Extent to which NCP experience / scholarship has enhanced outcomes and understanding

*% respondents*

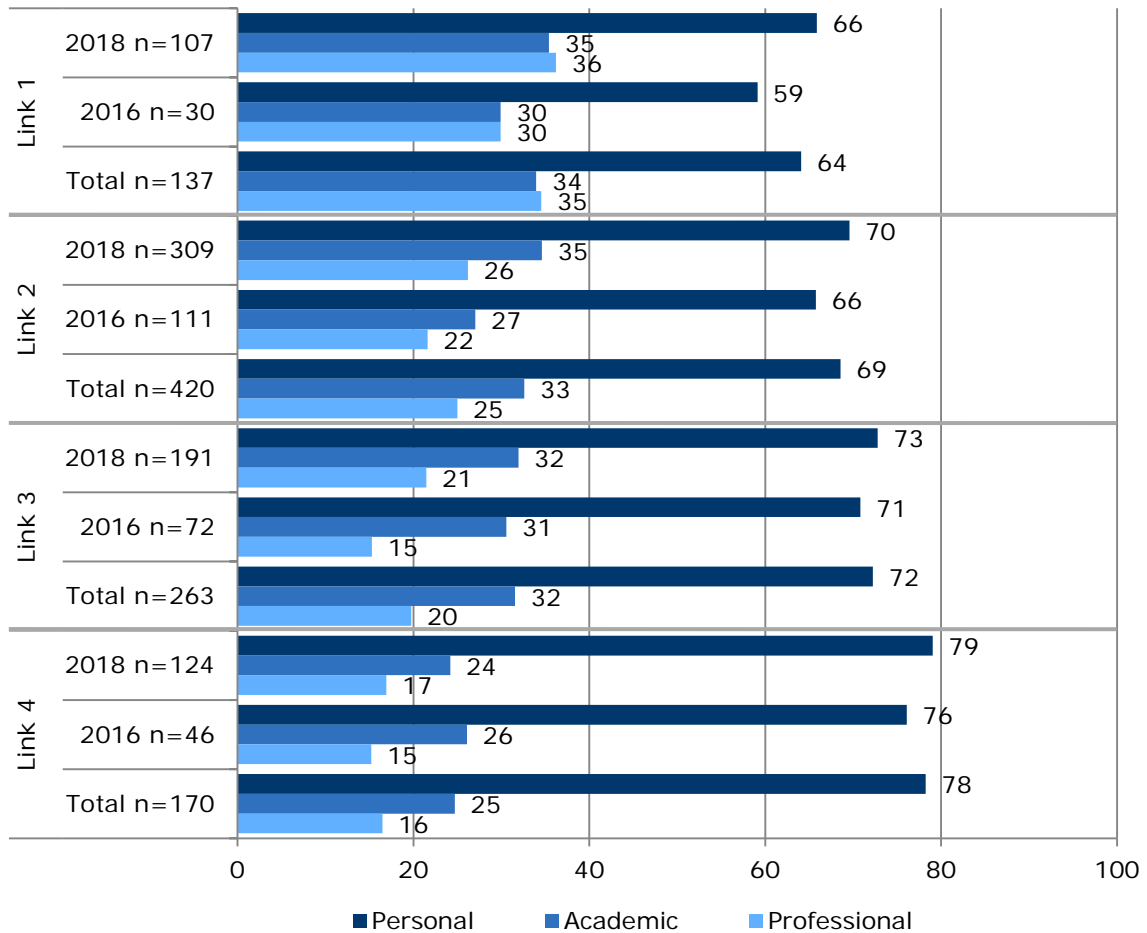




The chart below shows the links maintained by type—whether professional, academic or personal (friends). Most of the links maintained were personal. The classifications for each link allowed multiple answers, therefore a link could be nominated in up to three classifications. Hence the total percentages add to more than 100%.

### Type of link

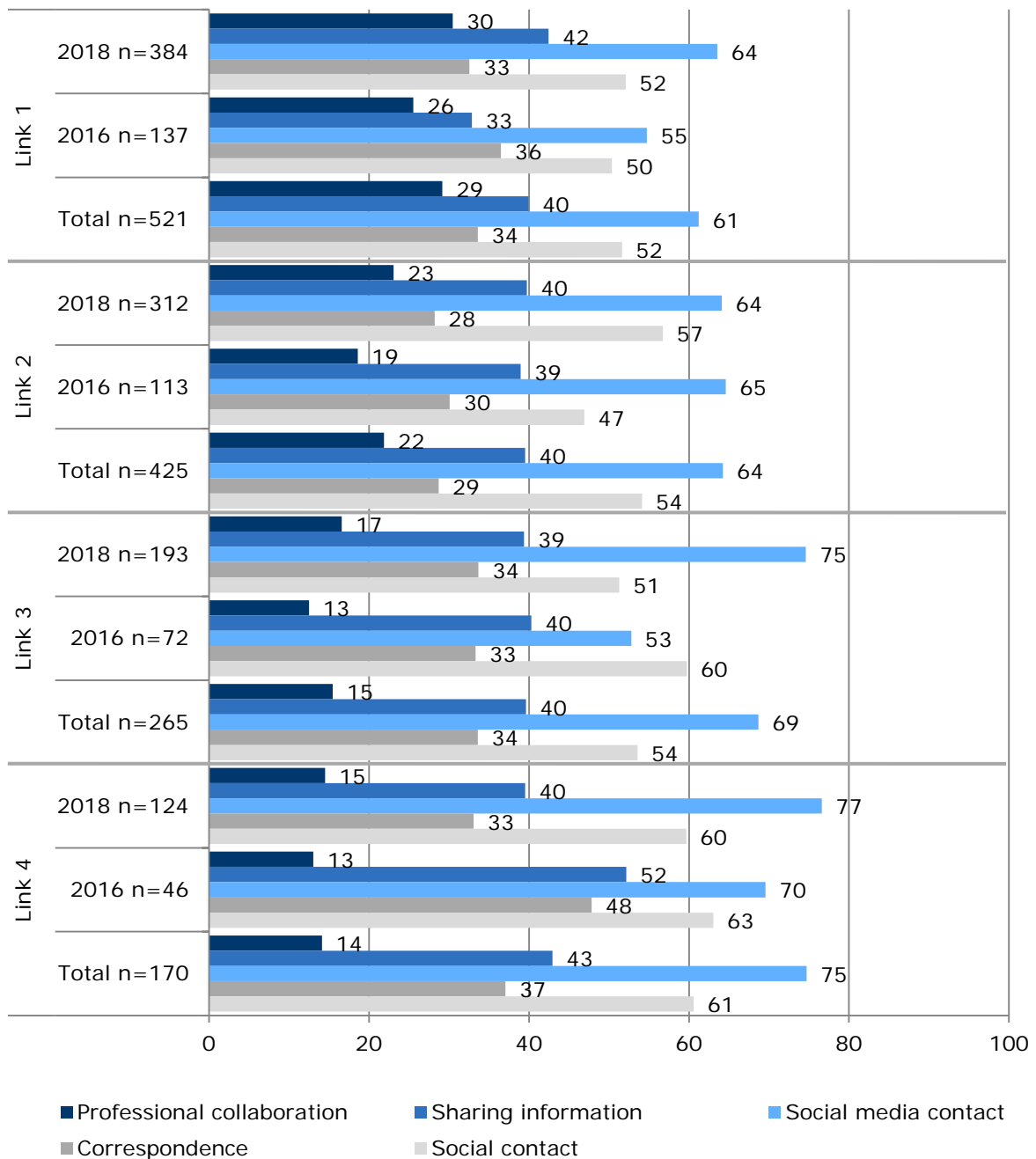
*% respondents; multiple answers allowed so total > 100%*



The main type of contact alumni had with their links was social media contact (64% and higher). The classifications for each link allowed multiple answers, therefore a link could be nominated in up to five classifications. Hence the total percentages add to more than 100%.

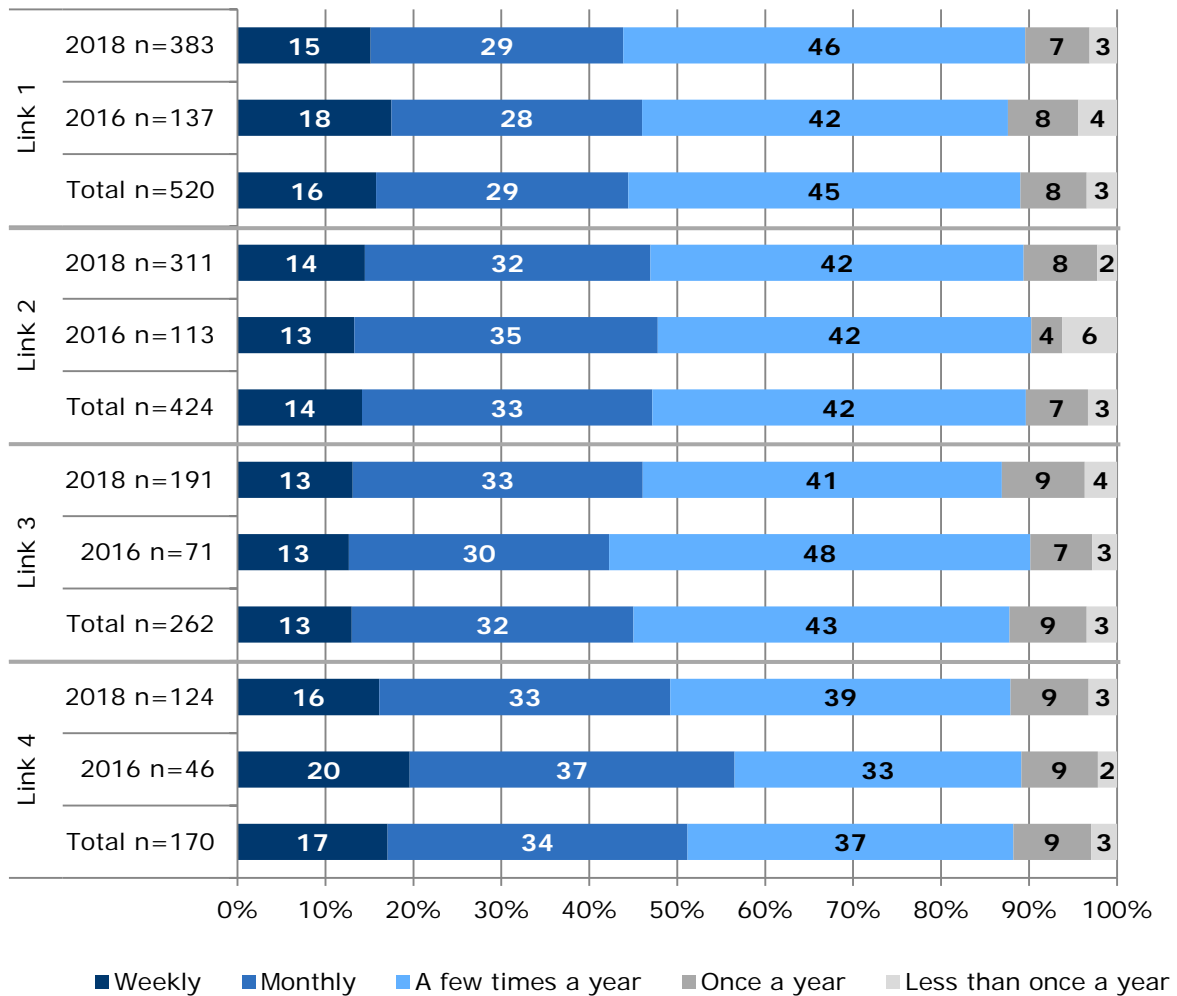
### Type of contact

% respondents; multiple answers allowed so total > 100%



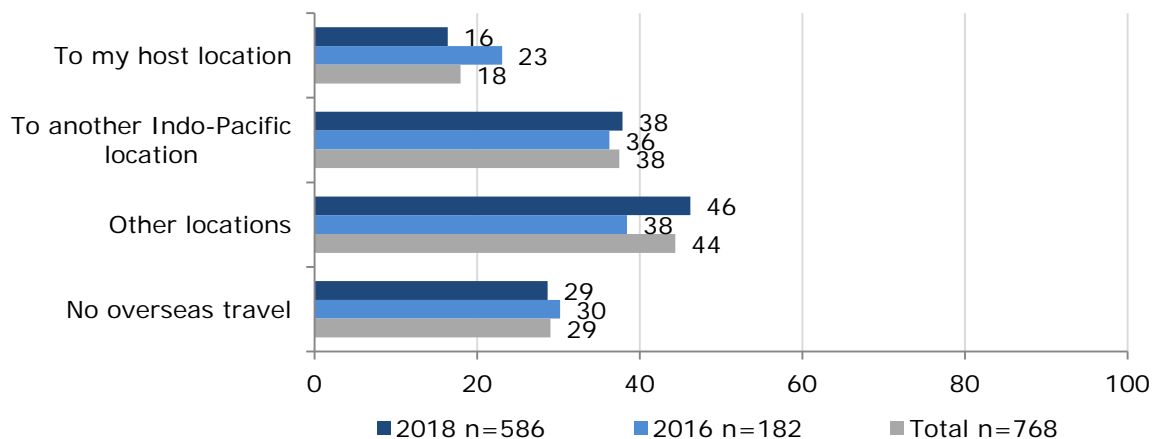
Just under 50% of respondents had contact with their links at least monthly. A very small proportion had contact less than once a year.

### Frequency of contact % respondents



Seventy-two percent of respondents had travelled since completing their NCP experience / scholarship; 16% had travelled to their host location and 38% had travelled to another Indo-Pacific location.

### Travelled since NCP experience / scholarship % respondents



## The alumni program

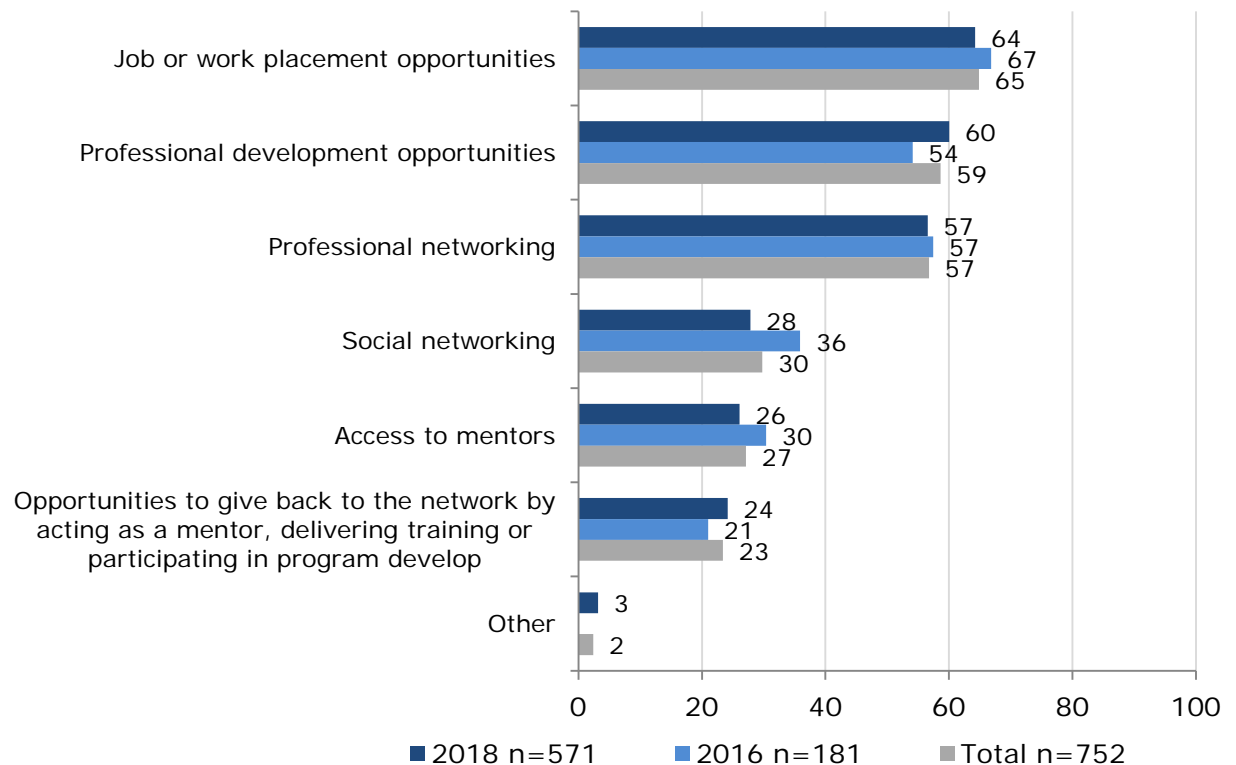
The following sections relate to events, professional development offerings and other opportunities that NCP alumni might be interested in as part of an ongoing alumni program.

### Useful elements of the alumni program

Sixty-four percent of respondents indicated that job or work opportunities would be the most useful to them as part of the NCP alumni program. Professional development opportunities (60%) and professional networking (57%) were also popular elements. Refer to the chart below.

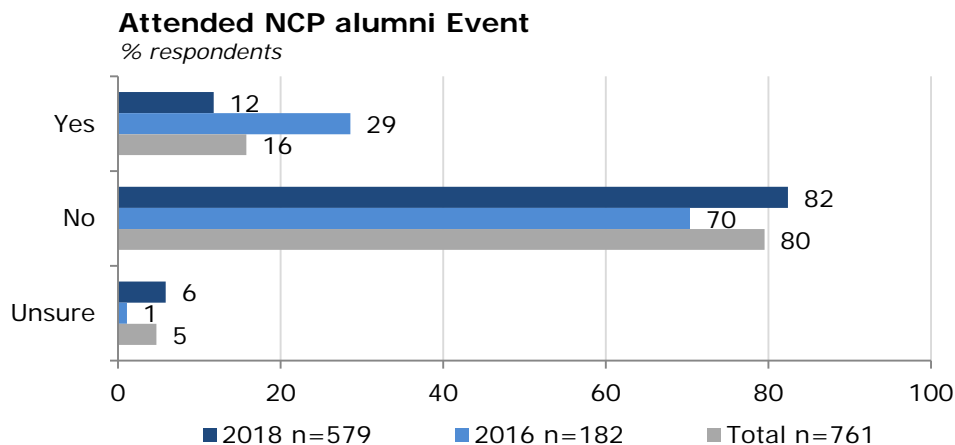
#### Most useful elements as part of the NCP alumni program

*% respondents who selected an answer; Respondents restricted to three selections so total >100%*

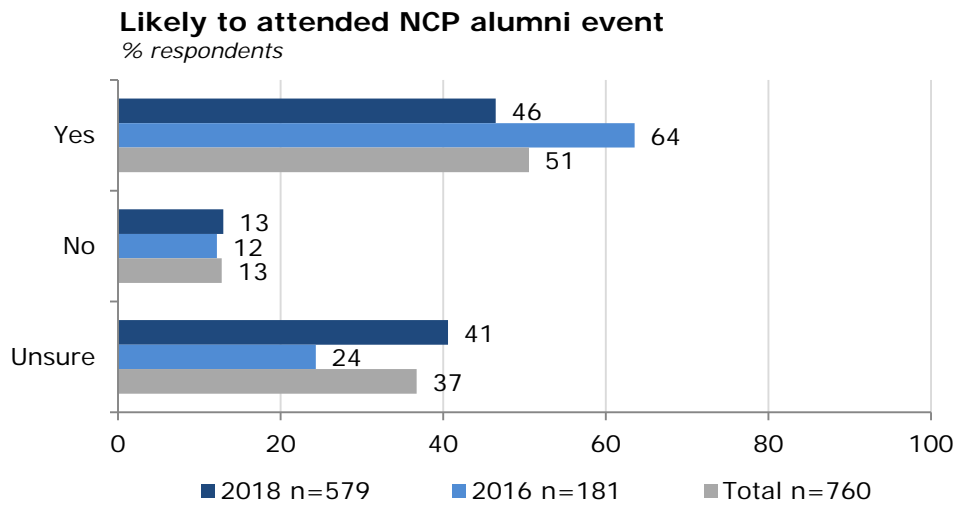


### NCP alumni events

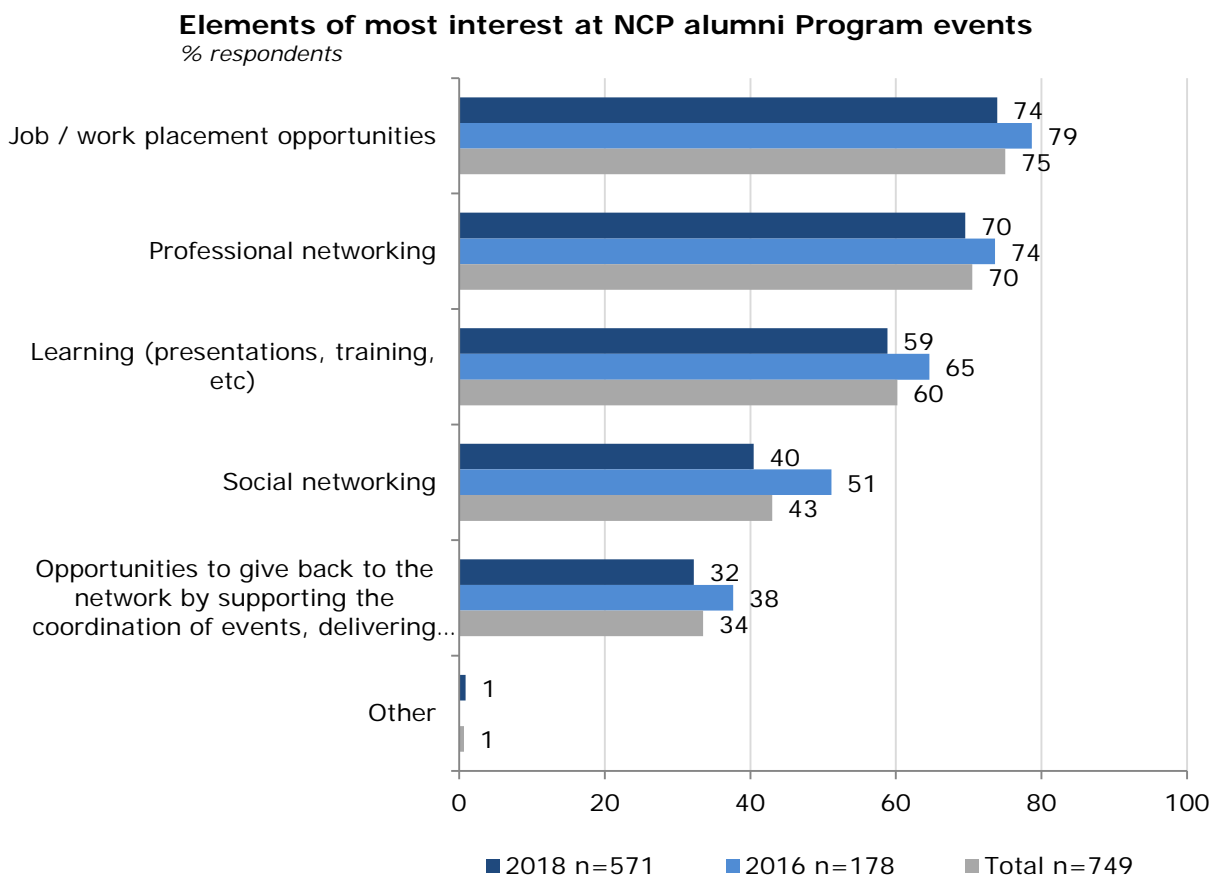
Twelve percent indicated that they had attended an NCP alumni event, considerably lower than the 2016 response of 29%.



Forty-six percent indicated they would likely attend an event, considerably lower than the 2016 response of 64%.



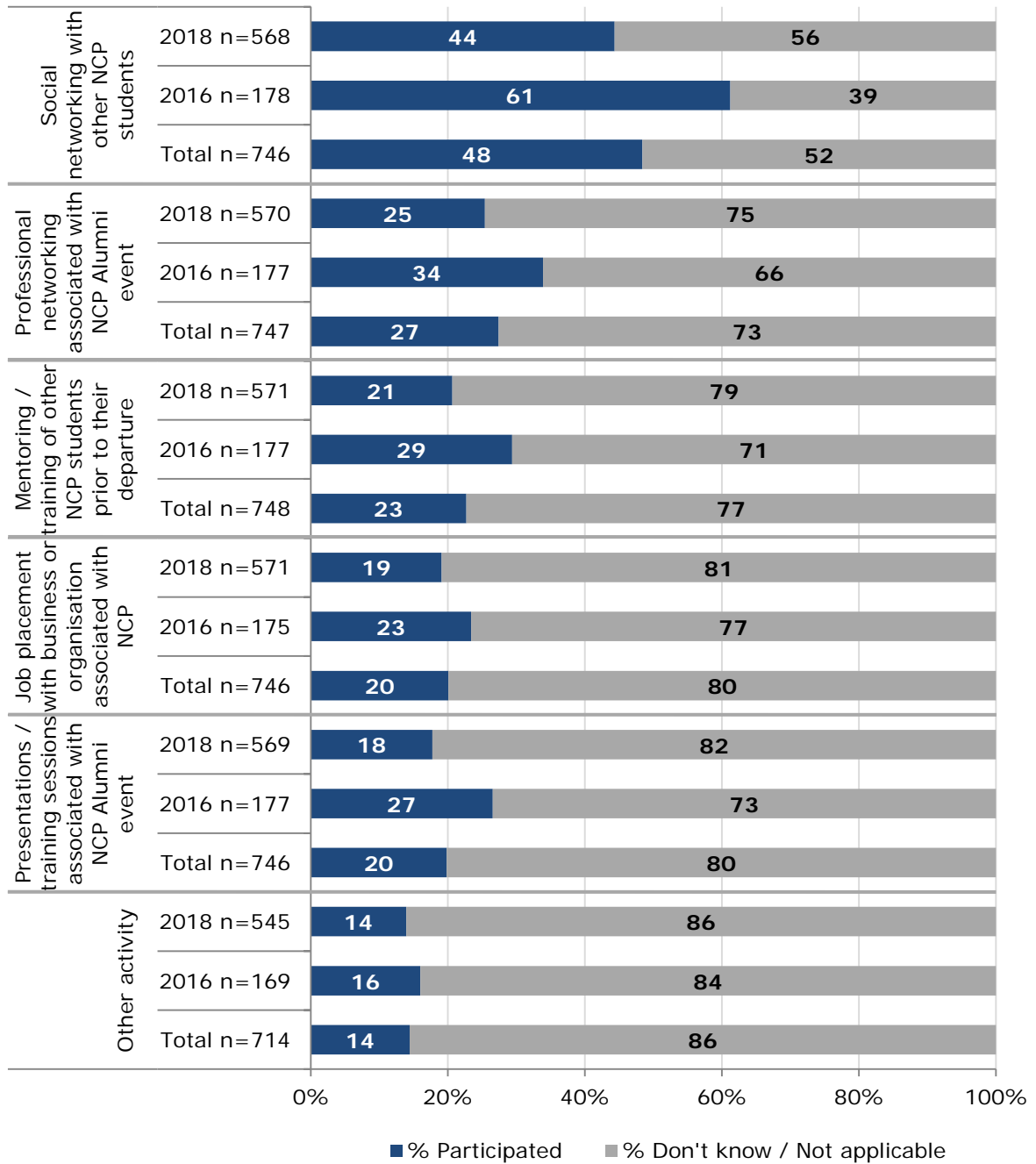
Consistent with the 2016 results, respondents were most interested in job / work placement opportunities (74%) at NCP alumni events, followed by professional networking (70%) and learning (59%).



### NCP advocacy activities

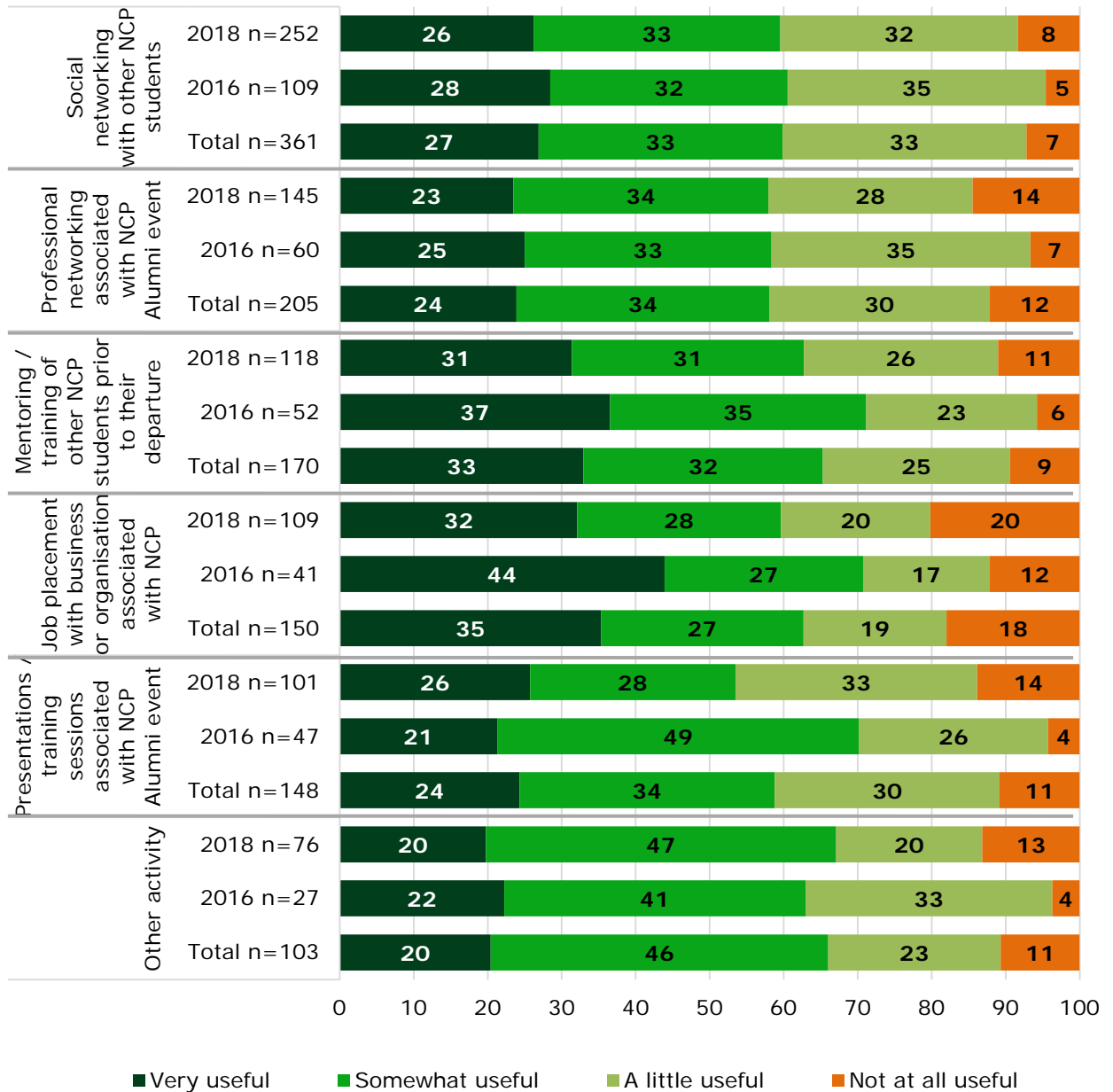
NCP alumni are welcome to participate in a number of advocacy activities after the conclusion of their program. The chart below shows the proportion of alumni that have participated in one or more of these activities. Social networking with other NCP students attracted 44% of respondents (compared to 61% in 2016). This was followed by professional networking associated with an NCP alumni event (25%) and mentoring/training of other NCP students prior to their departure (21%).

**NCP alumni or advocacy activities participated in**  
% respondents



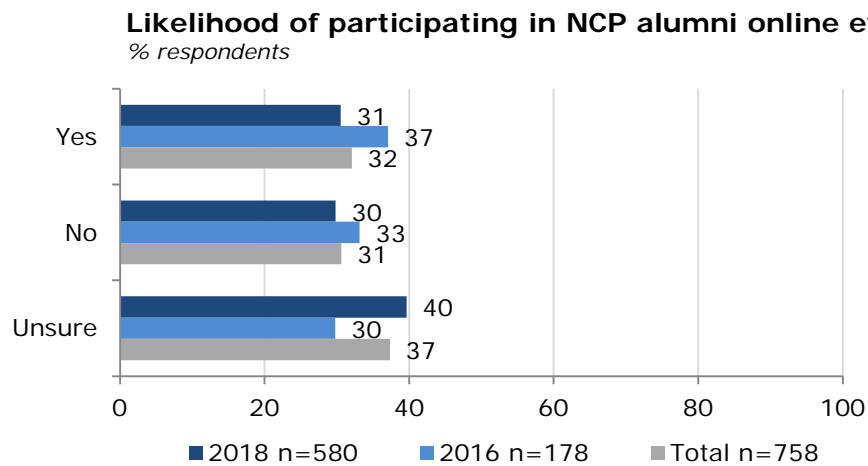
Sixty-three percent of respondents who participated in mentoring/training of other NCP students prior to their departure found the exercise *very or somewhat useful*. Similarly, 60% of those who participated in social networking with other NCP students and 60% of those who did a job placement with a business or organisation associated with NCP found the exercise *very or somewhat useful*. Refer to the chart below.

### Usefulness of NCP alumni / advocacy activities with career % respondents



## Online NCP alumni events

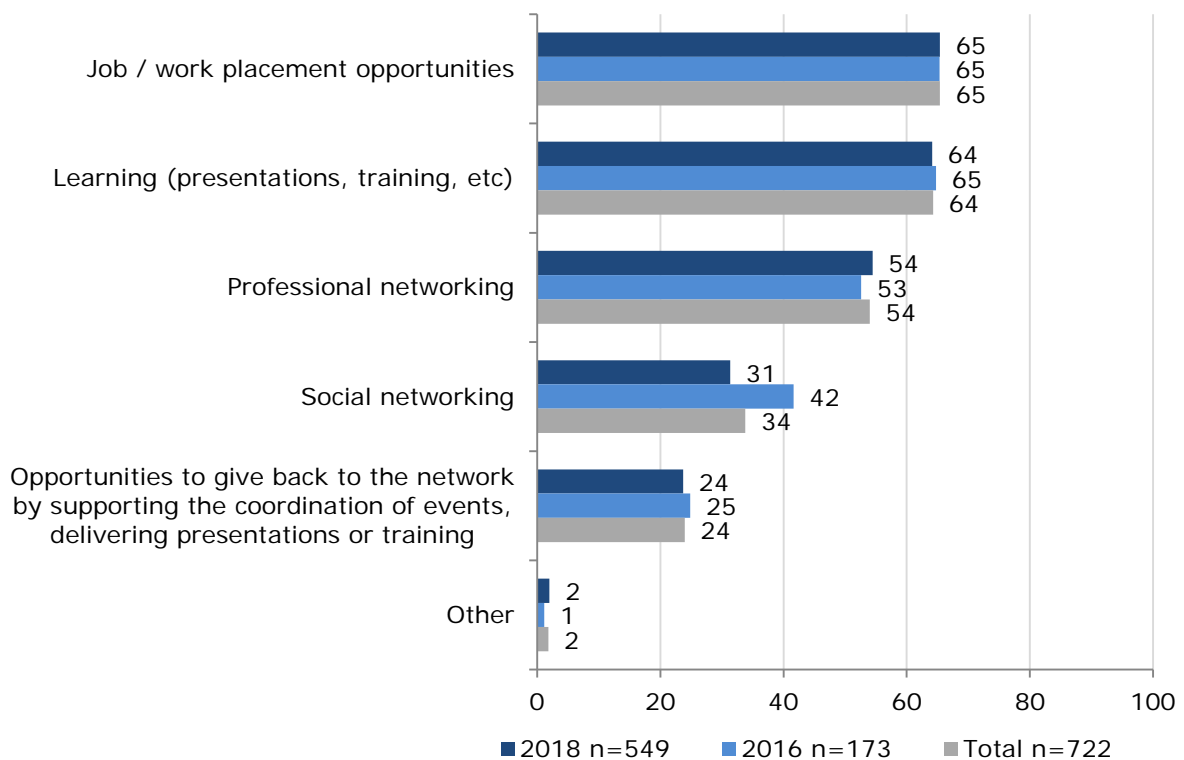
Thirty-one percent of alumni answered they would be likely to participate in an NCP online event while 30% said they would not participate.



Job / work placement opportunities (65%), learning (64%) and professional networking (54%) were the three main areas of interest to alumni who indicated they were likely to participate in an online NCP alumni event.

## Elements of most interest at NCP alumni program online events

% respondents



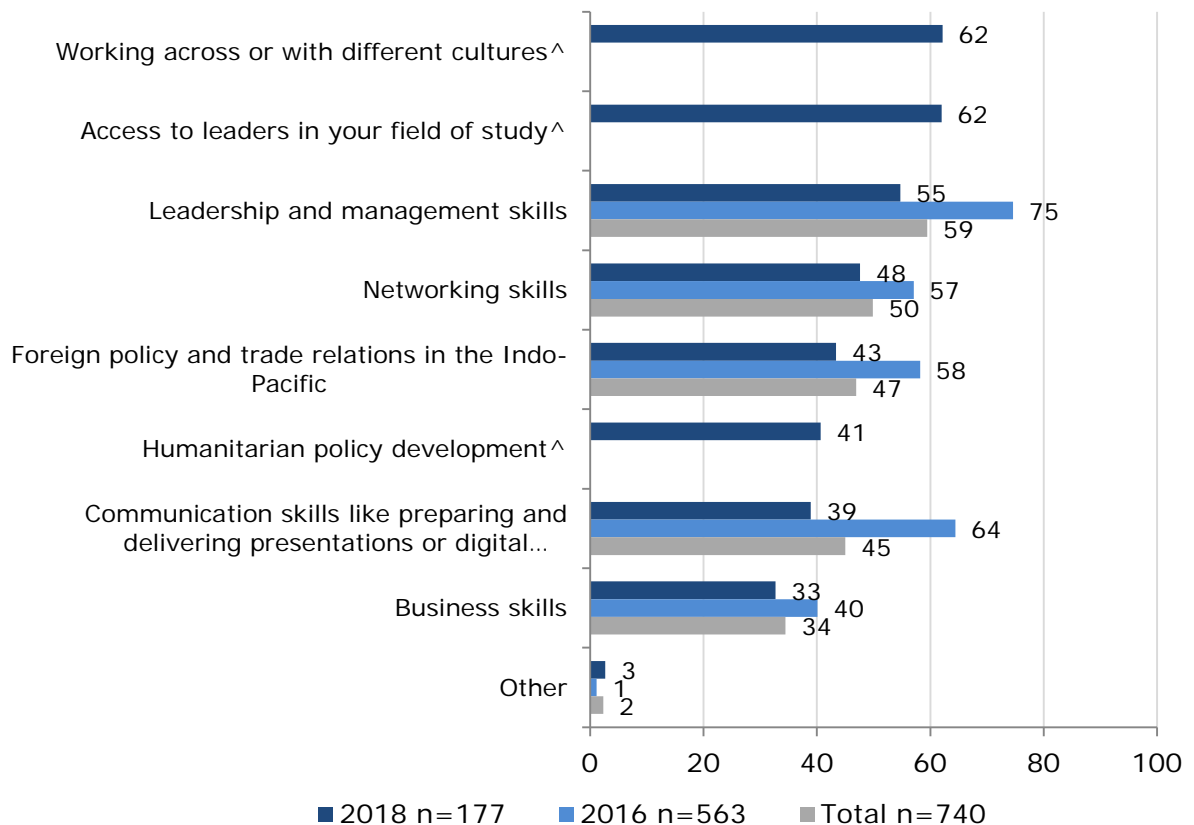


## Professional development as part of the alumni program

Working across or with different cultures (62%), access to leaders in their field of study (62%) and leadership / management skills (55%) were the three professional development of most interest in an NCP alumni program.

### Areas of professional development of most interest in NCP alumni program

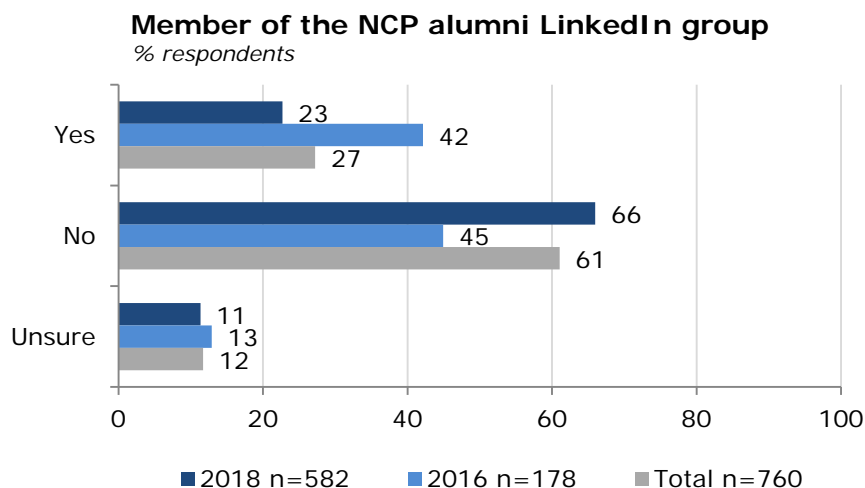
% respondents selecting an answer; multiple answers allowed so total >100%



<sup>^</sup>New response category in 2018

## NCP alumni LinkedIn group

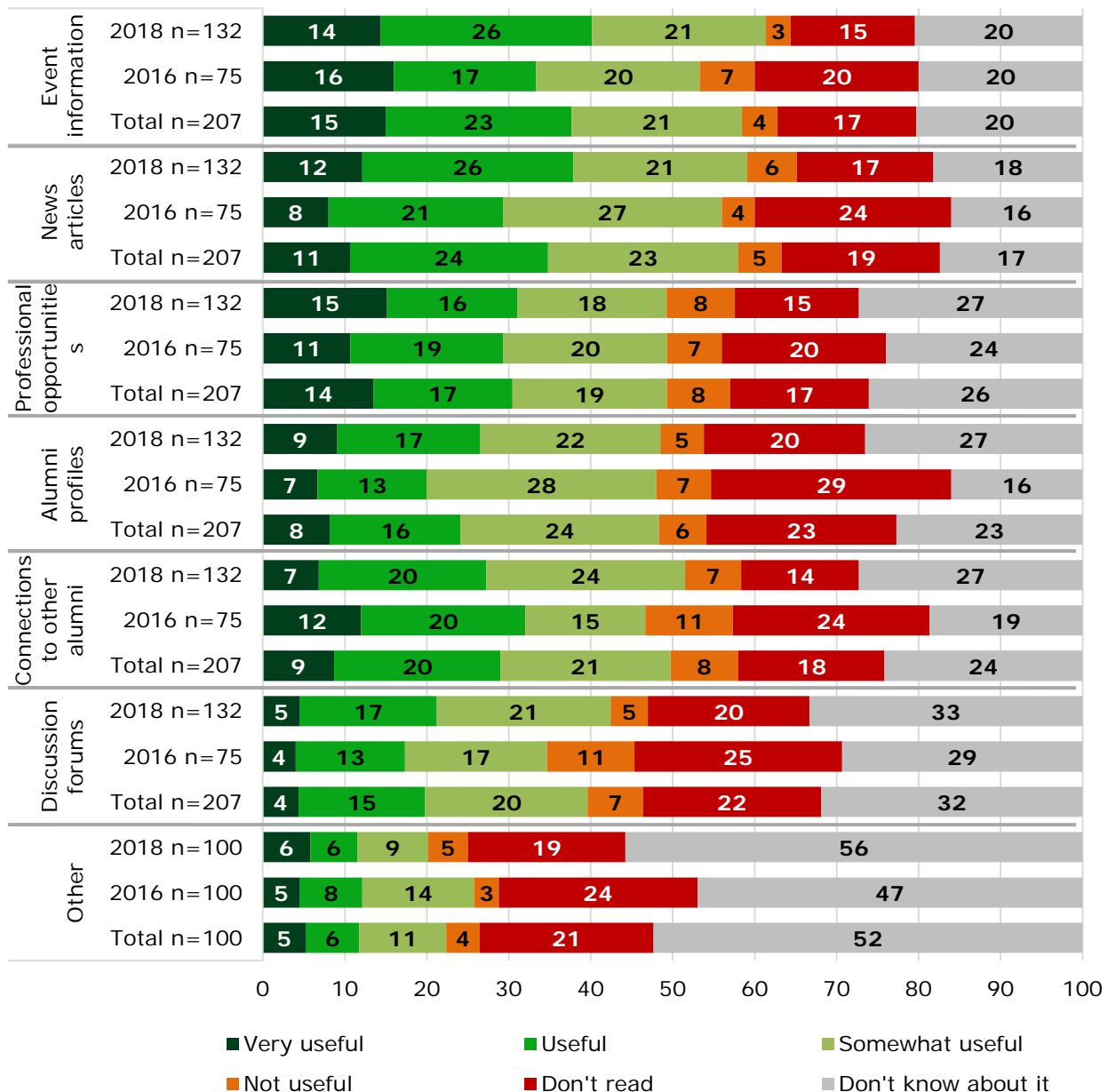
Twenty-three percent of respondents answered they were members of the NCP alumni LinkedIn group—a lower proportion in 2018 compared to 2016.



Of the alumni who belong to the NCP LinkedIn alumni group, 40% found event information useful (14% *very useful* and 26% *useful*), while 38% found new articles useful (12% *very useful* and 26% *useful*).

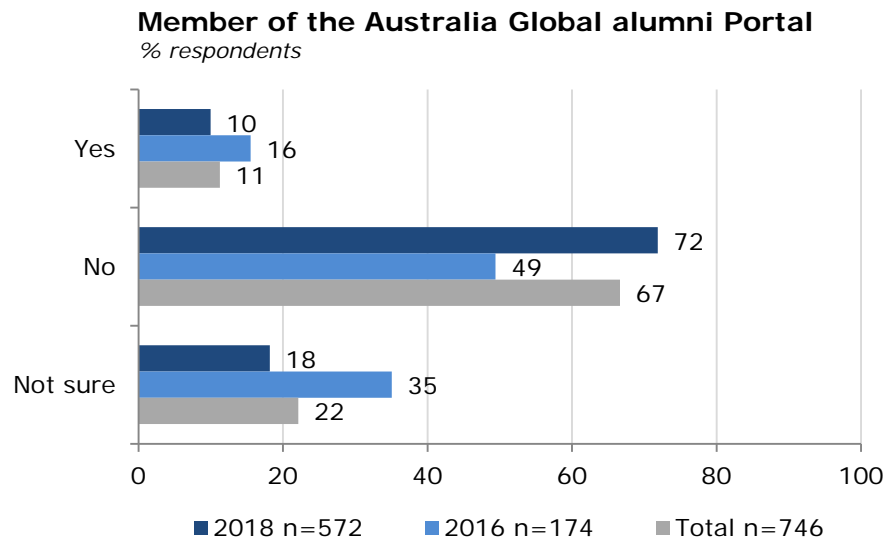
In some cases up to 50% of alumni did not read or did not know about particular resources available at the LinkedIn group. For example 20% of alumni didn't read and 33% didn't know about discussion forums available in the group, representing a total of 53%. Refer to the chart below.

### Usefulness of NCP alumni / advocacy activities with career % respondents



## Australia Global Alumni Portal

Seventy-two percent of respondents were not members of the Australia Global Alumni Portal while 18% were unsure. Refer to the chart below.

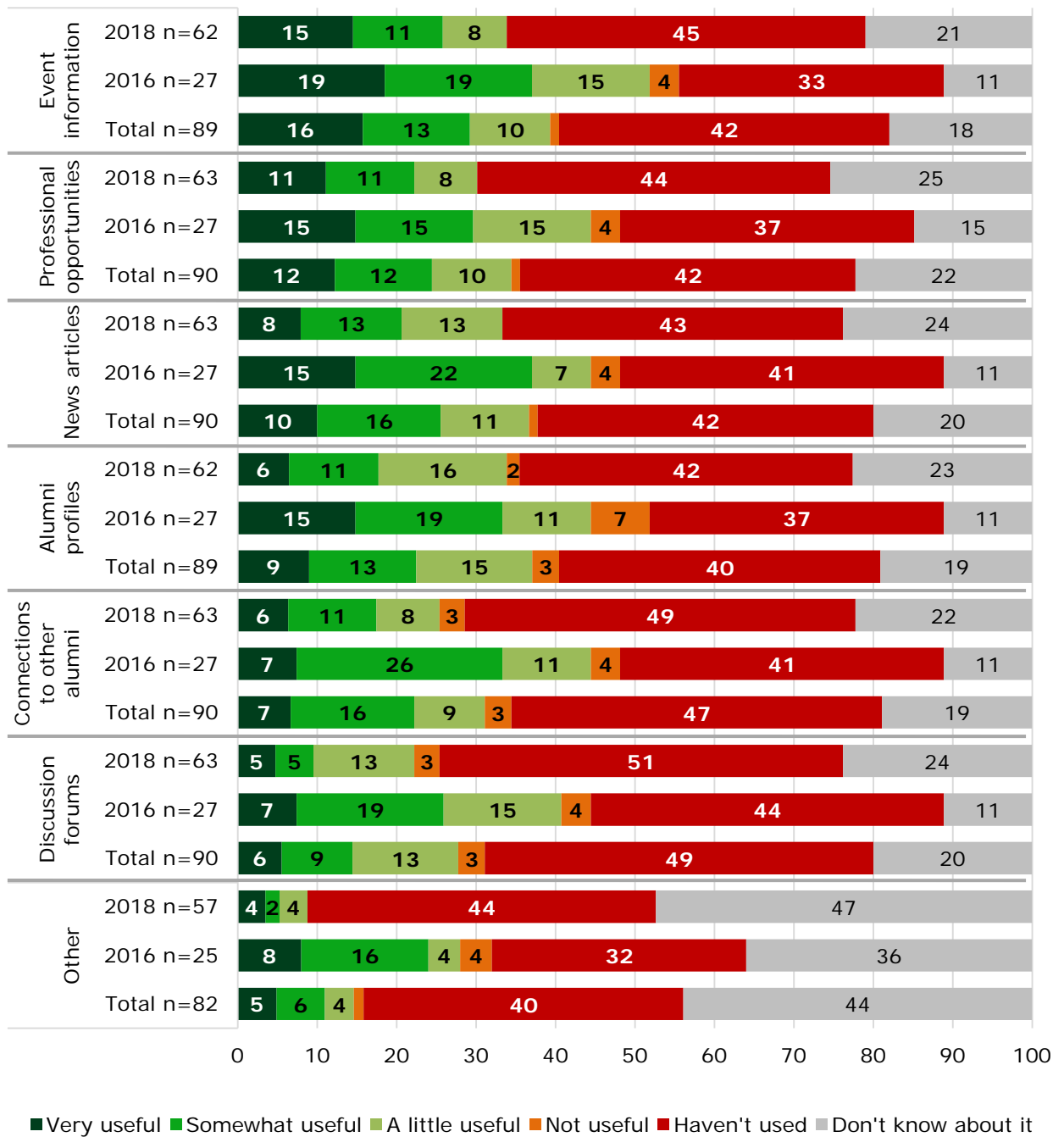


Of the small proportion of respondents who indicated that they were members of the Australia Global Alumni Network 26% found the event information on the site useful (15% *very useful* and 11% *somewhat useful*). Twenty-two percent found professional opportunities useful (11% *very useful* and 11% *somewhat useful*), and 21% found news articles useful (8% *very useful* and 13% *useful*).

Note that there was a very high proportion of Australia Global Alumni Network members who have not read or did not know about the various resources available (65% or more for each of the resources). Refer to the chart below.

## Usefulness of Australia Global alumni information and resources

% respondents

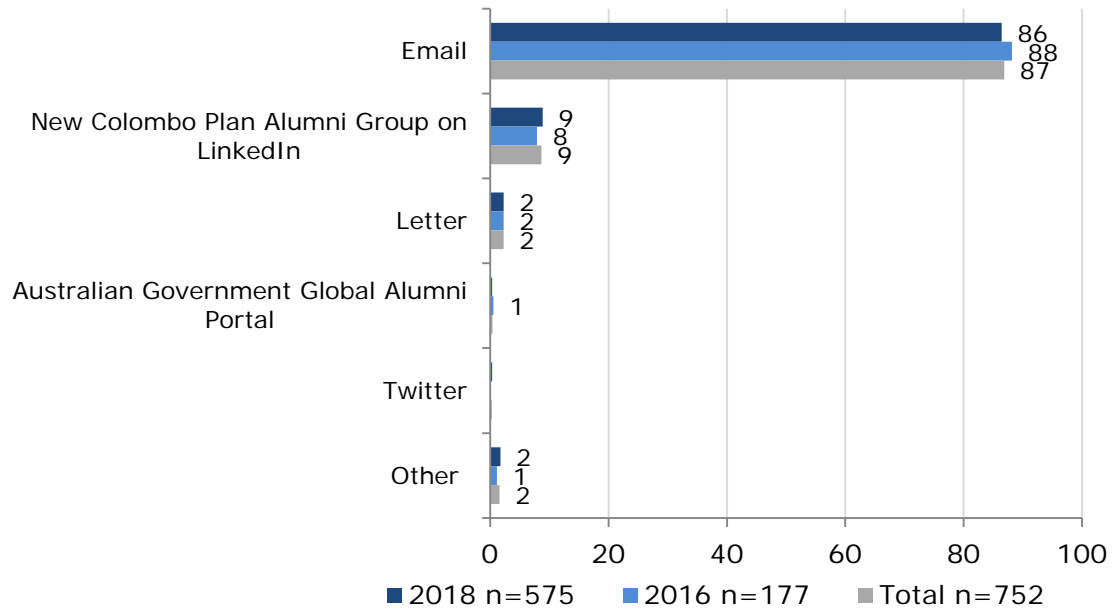


## Preferred communications channel for NCP alumni information

For 86% of respondents, email was the preferred channel for receiving alumni program information.

### Most preferred method of receiving information about NCP alumni Program

% respondents

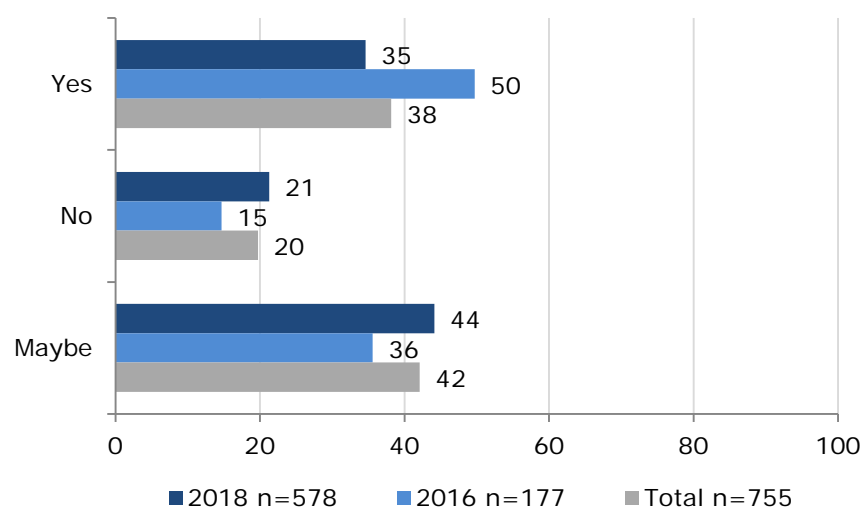


## Mentoring

Thirty-five percent of respondents would be willing to be a mentor for an NCP student or alumna, this is a smaller proportion than in 2016. Forty-four percent answered *maybe* (implying a dependence on what the commitment would require).

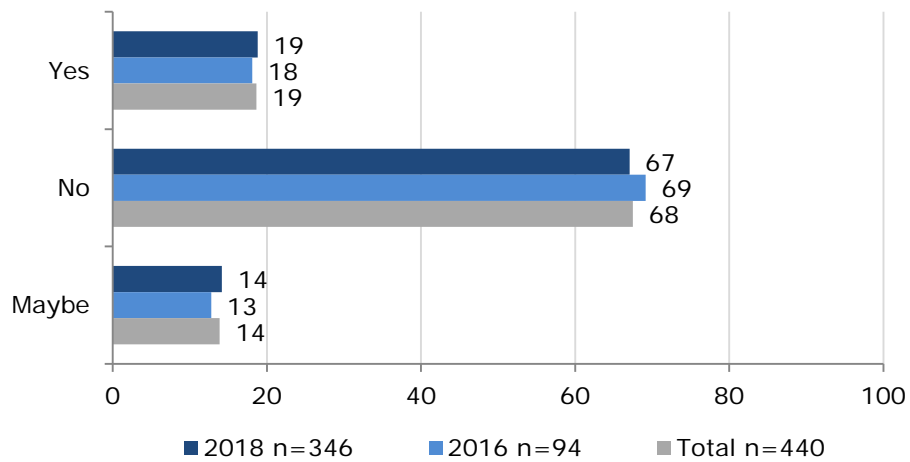
### Willingness to mentor an NCP student or alumna

% respondents



Nineteen percent of respondents indicated that they or their organisation would be interested in more information about the NCP Internship and Mentoring Network, Mobility Partners Program or ways to get involved with and support the NCP; 14% indicated *maybe*. Refer to the chart below.

**Interested in more information on the NCP Internship and Mentoring Network, NCP Mobility Partners Program and other ways organisations can get involved with and support the NCP**  
 % respondents



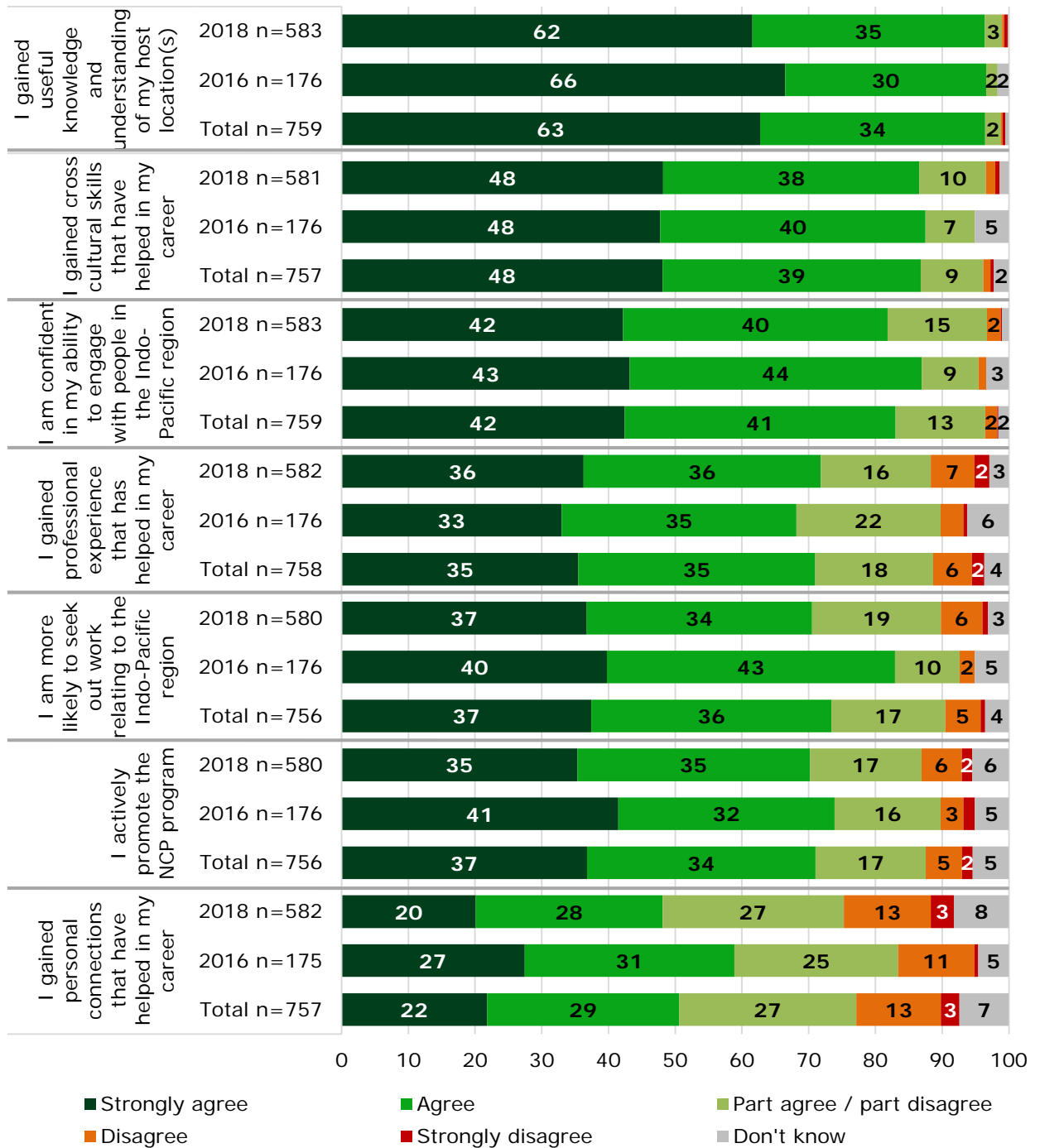
### Benefits of the NCP experience

A number of positive benefits the NCP alumni had gained from their NCP program aligned with the strategic objectives of the program. These aligned benefits related to strengthening understanding, connections and work readiness of NCP alumni to businesses and institutions within the Indo-Pacific region. Refer to the table below and the accompanying chart underneath.

There were significant differences between mobility students and scholars for five of the seven measures, with scholars more likely overall to rate the items positively. Note that the sample size of scholars was very small (n=29). There were no significant differences between genders or *indigenous / non-indigenous status*. Refer to appendix.

Objective	Measure	% +ve (Strongly agree or agree)
<b>Lift knowledge of the Indo-Pacific in Australia</b> by increasing the number of Australian undergraduate students undertaking study and Internships in the region	I gained useful knowledge and understanding of my host location(s)	96%
	I gained personal connections that have helped in my career	48%
<b>Deepen Australia’s people-to-people and institutional relationships with the region</b> , through the engagement of students, universities, businesses and other stakeholder networks in the Program	I gained cross cultural skills that have helped in my career	87%
	I am confident in my ability to engage with people in the Indo-Pacific region	82%
<b>Establish study in the Indo-Pacific as a rite of passage</b> for Australian undergraduate students, and as an endeavour that is highly valued by the Australian community	I gained professional experience that has helped in my career	72%
	I am more likely to seek out work relating to the Indo-Pacific region	71%
	<b>Increase the number of work-ready Australian graduates with regional experience.</b>	

**Indicate the degree to which you agree with the following statements about what you gained from your NCP program**  
*% respondents*



## Comments on the most valuable elements of NCP

There were many elements of their NCP program that respondents found valuable. Refer to table below.

Improved cross cultural skills / awareness / understanding of the host country (ies) culture (36%) and building relationships and networks (34%) were the two most valuable aspects of the NCP program. Some respondents indicated that their contacts continued to be very worthwhile in obtaining work, references, advice, collaboration and personal support to help achieve their goals.

"This program has mainly assisted me with working in the education field with students from the Indo-pacific region, as well as assisting me with students from other countries. This has been fantastic for building relationships with students and helping them learn to the best of their advantage."

"The whole NCP experience was a very eye opening and a great experience. I made lifelong friends and it inspired me for my future career. I gained valuable skills and it enhanced my cultural awareness."

"Exposure to and experiencing the people and the culture of another country - invaluable in developing even greater appreciation of difference. Meeting people studying the same area and discussing topics and the variable learning approaches. Hearing about and discussing current social issues for the country. Visiting establishments to view the standards that professionals operate in and hearing about the types of issues experienced in the field."

"It has opened several academic and professional doors. The program influenced my choice to do honours, the region of study (Indonesia) and the connection with my supervisor, which has subsequently lead to more professional work."

"The study component of the program was really beneficial, allowing me to undertake courses at the University of Hong Kong's Business School. The most valuable aspect of the NCP would definitely be the internship, in which I gained experience in the Asia Pacific Regional Office of QBE General Insurance. This internship led directly to a permanent role with QBE based out of Hong Kong. I wouldn't have had the opportunity to start my career in the Indo-Pacific region in a role like this without the NCP."

Objective	% respondents n=361 <sup>^</sup>
Improved cross cultural skills / awareness / understanding	36
Built relationships and networks	35
Work experience	11
Look good on resume / attractive to potential employers / helped me get employment / more professional work	9
Given a view of how an industry / organisation operated in another place and compared with Australia	9
Helped determine future career goals / know what I'm suited to	8
Improved host country language skills	8
Improved personal capabilities including persistence, flexibility, determination, resilience, patience, problem solving	7
Enabled / opportunity to travel / work / study / live abroad	7
Improved communication skills, including listening, inter-personal	6
Contributed to my academic activity / expanded knowledge or skills in field of study	6
Desire to / consider work or study in Indo-Pacific region	6
Increased confidence / independence / feel more relaxed / in control / able to step out of comfort zone	6
Improved / gained professional skills / professional development	6
Widened perspective / more global and open minded / accepting of others' views	6

<sup>^</sup>Only categories with 5% or more responses displayed in table, 2018 results only



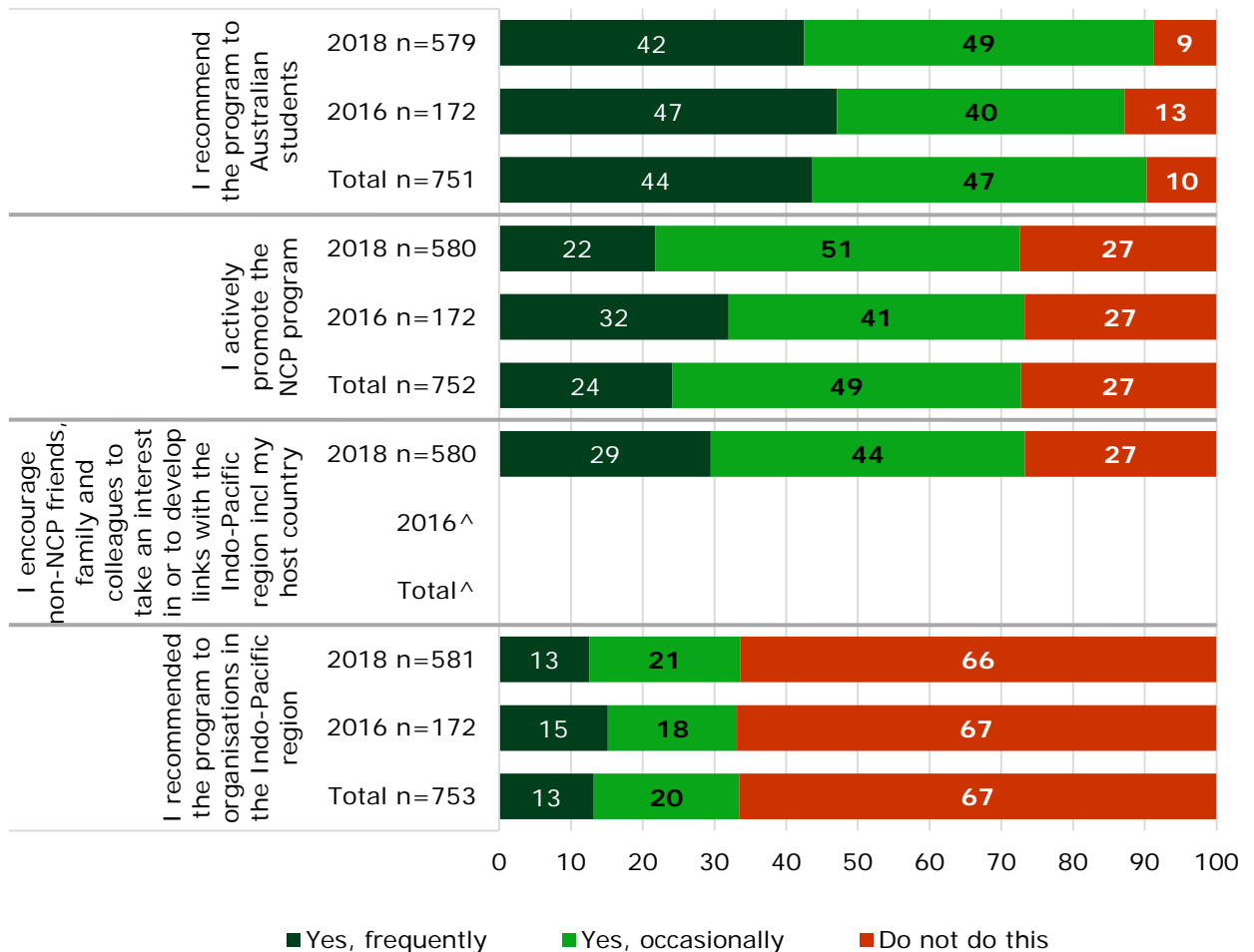
## Promoting the NCP

NCP alumni respondents demonstrate their positive attitude towards and sense of value of the NCP program by recommending and actively promoting the NCP program to Australian Students and organisations in the Indo-Pacific region. Refer to the chart below.

The vast majority (91%) of respondents recommend the program to Australian students either frequently or occasionally, 73% actively promote the program frequently or occasionally and similarly, 73% encourage non-NCP friends, family and colleagues to take an interest in or to develop links with the Indo-Pacific region including their host country frequently or occasionally.

### Promoting the NCP program

% respondents

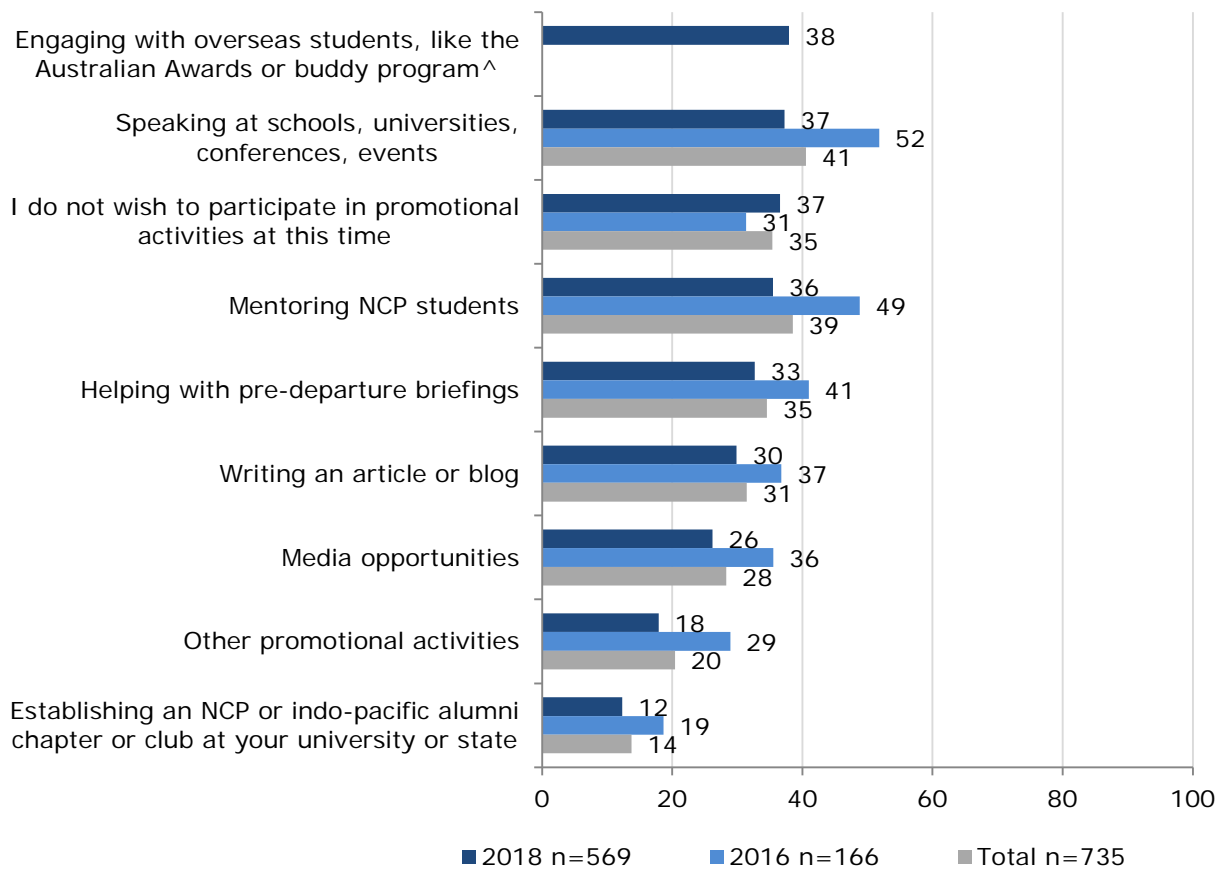


^New response category in 2018

Thirty-eight percent of all NCP alumni respondents indicated they were willing to engage with overseas students, like the Australian Awards or buddy program, 37% were willing to speak at schools, universities, conferences and events to promote the NCP program and 36% would be willing to mentor.

### Activities willing to participate in to promote the NCP program

% respondents; multiple answers allowed so total > 100%



## Appendix

### Benefits of the NCP experience by demographics

The below tables show the benefits NCP alumni had gained from their NCP program aligned with the strategic objectives of the program, broken by type of alumni, gender and their indigenous status.

There were significant differences between mobility students and scholars for five of the seven measures (see the **bold** numbers in the table below). Scholars were more likely overall to rate the positively. Note the sample size of scholars was very small (n=29).

Objective	Measure	% +ve Mobility students n=554	% +ve Scholars n=29 <sup>^</sup>
<b>Lift knowledge of the Indo-Pacific in Australia</b> by increasing the number of Australian undergraduate students undertaking study and Internships in the region	I gained useful knowledge and understanding of my host location(s)	96.2	100.0
	<b>Deepen Australia's people-to-people and institutional relationships with the region</b> , through the engagement of students, universities, businesses and other stakeholder networks in the Program	I gained personal connections that have helped in my career	46.3
<b>Establish study in the Indo-Pacific as a rite of passage</b> for Australian undergraduate students, and as an endeavour that is highly valued by the Australian community	I gained cross cultural skills that have helped in my career	86.1	96.6
	I am confident in my ability to engage with people in the Indo-Pacific region	80.9	<b>100.0</b>
	<b>Increase the number of work-ready Australian graduates with regional experience.</b>	I gained professional experience that has helped in my career	70.7
	I am more likely to seek out work relating to the Indo-Pacific region	69.1	<b>96.6</b>

<sup>^</sup>Please note: Small sample size, results indicative only, **bold** numbers indicate a statistically significant difference at the 95% confidence level

There were no significant differences between male and female students.

Objective	Measure	% +ve Female n=339	% +ve Male n=242
<b>Lift knowledge of the Indo-Pacific in Australia</b> by increasing the number of Australian undergraduate students undertaking study and Internships in the region	I gained useful knowledge and understanding of my host location(s)	95.9	97.1
	<b>Deepen Australia's people-to-people and institutional relationships with the region</b> , through the engagement of students, universities, businesses and other stakeholder networks in the Program		
<b>Establish study in the Indo-Pacific as a rite of passage</b> for Australian undergraduate students, and as an endeavour that is highly valued by the Australian community	I gained personal connections that have helped in my career	46.3	50.8
	I gained cross cultural skills that have helped in my career	86.1	87.1
<b>Increase the number of work-ready Australian graduates with regional experience.</b>	I am confident in my ability to engage with people in the Indo-Pacific region	79.9	84.7
	I gained professional experience that has helped in my career	71.9	72.2
	I am more likely to seek out work relating to the Indo-Pacific region	68.0	74.6

There were no significant differences between students from Aboriginal and/or Torres Strait Islander background compared to those who weren't from that background.

Objective	Measure	% +ve Aboriginal and/or Torres Strait Islander n=13 <sup>^</sup>	% +ve Not Aboriginal and/or Torres Strait Islander n=495
<b>Lift knowledge of the Indo-Pacific in Australia</b> by increasing the number of Australian undergraduate students undertaking study and Internships in the region	I gained useful knowledge and understanding of my host location(s)	100.0	96.8
	<b>Deepen Australia's people-to-people and institutional relationships with the region</b> , through the engagement of students, universities, businesses and other stakeholder networks in the Program		
<b>Establish study in the Indo-Pacific as a rite of passage</b> for Australian undergraduate students, and as an endeavour that is highly valued by the Australian community	I gained personal connections that have helped in my career	61.5	47.4
	I gained cross cultural skills that have helped in my career	84.6	86.4
<b>Increase the number of work-ready Australian graduates with regional experience.</b>	I am confident in my ability to engage with people in the Indo-Pacific region	84.6	82.2
	I gained professional experience that has helped in my career	61.5	71.7
	I am more likely to seek out work relating to the Indo-Pacific region	69.2	70.8

<sup>^</sup>Please note: Small sample size, results indicative only