



Australia Awards

Australia Awards  
Global Tracer Facility

Tracer Survey  
Year 3 2018-19

Pakistan Country Report  
Alumni of 2011 to 2016



# Tracer Survey

## Outcomes Summary: Pakistan

This country report details the responses of alumni from **Pakistan** to the Australia Awards Global Tracer Facility **Tracer Survey** carried out in 2018-19. The Tracer Survey was conducted between November 2018 and February 2019 and targeted **alumni who completed their award between 2011 and 2016**.

Alumni were asked a range of questions via an online survey, focussed on exploring the long-term outcomes of the Australia Awards. In total 3,768 alumni in this cohort from more than 123 different countries participated in the survey. A 26 per cent response rate of the target cohort was achieved globally. This report focuses on the response data of alumni from Pakistan.

For Pakistan, there were 371 alumni included in the target population. Responses were received from 101, a **response rate of 27 per cent**. Among these respondents, 82 were scholarship alumni and 19 were fellowship alumni.

The survey data provide a valuable quantitative insight into alumni use of knowledge and skills, development of networks and contribution to cooperation with Australia. The responses also offer rich examples from alumni of the types of contributions they are making, the way in which they are using their award, and the things that help and hinder them in reaching their potential.

The data detailed here are reported based on the four long-term outcomes of the Australia Awards as articulated in the *Australia Awards Global Strategy: Investing in the next generation of global leaders for development 2016-2018* and the Australia Awards Global Monitoring and Evaluation Framework. In terms of responding to the **long-term outcomes** of the Australia Awards, the following summary offers findings based on the responses of alumni from Pakistan. Further outcomes are included in the infographic following this summary.

**Outcome 1:** *Alumni are using their skills, knowledge and networks to contribute to sustainable development.*

- Most alumni from Pakistan (99 per cent) indicated they have passed on their skills and knowledge to others in their country on return from their award.
- 98 per cent of alumni indicated they had introduced improved practices and innovations in their work on return from their award.

**Outcome 2:** *Alumni are contributing to cooperation between Australia and partner countries.*

- 47 per cent of alumni from Pakistan have maintained frequent contact with fellow alumni, while 32 per cent have frequent contact with friends in Australia and 30 per cent with Australian students/alumni.
- In terms of frequent contact with Australian organisations, 28 per cent of alumni have frequent contact with Australian institutions, 16 per cent of alumni have frequent contact with Australian businesses and 13 per cent with Australian Embassies, High Commissions or Consulates.

**Outcome 3:** *Effective, mutually advantageous partnerships between institutions and businesses in Australia and partner countries.*

- 43 per cent of alumni from Pakistan indicated having had a professional link with an Australian organisation at some time following award.
- These links were with Australian universities, the government sector, the private sector, non-government organisations and the Australian High Commission or Consulate.

**Outcome 4:** *Alumni view Australia, Australians and Australian expertise positively.*

- Most alumni from Pakistan (98 per cent) indicated their experience in Australia positively influenced their perception of Australia.
- Most alumni (99 per cent) have provided advice to people in Pakistan about pursuing opportunities in Australia.

The Tracer Survey represented the views of a range of alumni from Pakistan. Of those who responded, **41 per cent were women and 86 per cent came from an urban location**. The largest age group represented were alumni 40 to 49 years. Among all alumni, 88 per cent were employed full-time. Of those alumni employed, **80 per cent** indicated that they hold a **formal leadership role**.

In addition to this Outcomes Summary, this report includes an infographic as well as data tables including the detail of respondents from Pakistan to the Tracer Survey. The data tables correspond to each of the Australia Awards long-term outcomes and include benchmark data from the entire survey response population.

For further information about the Australia Awards Global Tracer Facility please visit the website: [www.australiaawardstracerfacility.org](http://www.australiaawardstracerfacility.org)



Australia Awards

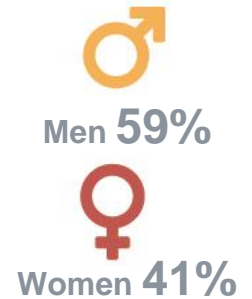
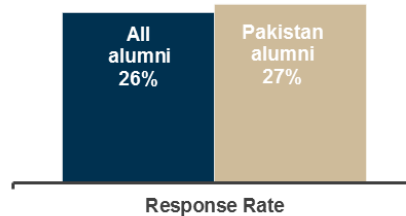

Global Tracer Facility



# Tracer Survey 2018–2019 Pakistan Overview

## 101 Alumni from Pakistan

Alumni who completed a scholarship or fellowship between 2011 and 2016



## key outcomes

99% of alumni

Passed on skills and knowledge to others



43% of alumni

Developed professional links with Australia



98% of alumni

Introduced improved practices and innovations at work



98% of alumni

Say their awards experience positively influenced perception of Australian skills and expertise

### Percentage of alumni who often have contact with:



Host institution  
28%

Friends in Australia



Australian alumni  
30%



Other scholarship alumni  
47%

Australian Embassy or High Commission  
13%



## 😊 😊 alumni voices

*I applied my knowledge in public health programs and taught epidemiology to Masters of Public Health students.*

*I trained my colleagues in writing quality reports, data analysis in excel and database management.*

*I have introduced new ideas in the nursing practice to improve the hand hygiene practice and reduce health care associated infections in the unit.*

*I experienced in Australia that people give more time and think when it comes to planning and they give their best which gave me an insight to have best policies to have good practices. I reviewed the policies of my organisation and developed monitoring and evaluation tools for better implementation. This practice helped me have best planning and best practices at the end.*

*I have some good contacts with my classmates and fellows. Through social media I keep in contact with them to exchange ideas regarding the emerging notions in educational development. This gives me a wide range of ideas and diverse perspectives.*

**Table 1: Tracer Survey Data for 2011 to 2016 alumni from Pakistan and All alumni - Respondent characteristics**

		Alumni from Pakistan				Alumni from Pakistan		All Alumni	
		Scholarships		Fellowships		Count	Column N %	Count	Column N %
		Count	Column N %	Count	Column N %				
Age at time of survey	Under 20 years	-	-	-	-	-	-	-	-
	20 to 29 years	-	-	-	-	-	-	111	3.0%
	30 to 39 years	40	48.8%	5	26.3%	45	44.6%	2134	56.8%
	40 to 49 years	40	48.8%	12	63.2%	52	51.5%	1144	30.4%
	50 to 59 years	2	2.4%	2	10.5%	4	4.0%	310	8.3%
	60 to 69 years	-	-	-	-	-	-	52	1.4%
	70 and older	-	-	-	-	-	-	6	0.2%
Year of graduation from award	2011	6	7.3%	1	5.3%	7	6.9%	382	10.1%
	2012	8	9.8%	7	36.8%	15	14.9%	546	14.5%
	2013	10	12.2%	6	31.6%	16	15.8%	631	16.7%
	2014	19	23.2%	3	15.8%	22	21.8%	657	17.4%
	2015	21	25.6%	1	5.3%	22	21.8%	881	23.4%
	2016	18	22.0%	1	5.3%	19	18.8%	671	17.8%
Have you received any other awards?	Yes	14	17.1%	5	26.3%	19	18.8%	956	25.4%
	No	68	82.9%	14	73.7%	82	81.2%	2779	73.9%
	Don't know	-	-	-	-	-	-	27	0.7%
What is your current employment status?	Employed full-time	75	91.5%	14	73.7%	89	88.1%	3297	87.7%
	Employed part-time	2	2.4%	-	-	2	2.0%	155	4.1%
	Not employed	2	2.4%	3	15.8%	5	5.0%	113	3.0%
	Retired	-	-	-	-	-	-	15	0.4%
	Studying	2	2.4%	-	-	2	2.0%	135	3.6%
	Other (specify)	1	1.2%	2	10.5%	3	3.0%	46	1.2%
Level of leadership in relation to current job	Formal leadership role	61	81.3%	9	75.0%	70	80.5%	2080	61.9%
	Informal leadership role	13	17.3%	3	25.0%	16	18.4%	1019	30.3%
	Do not have a leadership role	1	1.3%	-	-	1	1.1%	203	6.0%
	Don't know/prefer not to say	-	-	-	-	-	-	56	1.7%

**Table 2: Tracer Survey Data for 2011 to 2016 alumni from Pakistan and All alumni - Outcome 1**

Q: To what extent do you agree with each of these statements: I have...		Alumni from Pakistan						All Alumni	
		Scholarships		Fellowships		Alumni from Pakistan			
		Count	Column N %	Count	Column N %	Count	Column N %		
Passed on new skills and knowledge to others	Strongly agree	54	65.9%	11	57.9%	65	64.4%	2298	61.1%
	Agree	28	34.1%	7	36.8%	35	34.7%	1367	36.4%
	Disagree	-	-	1	5.3%	1	1.0%	44	1.2%
	Strongly disagree	-	-	-	-	-	-	13	0.3%
	Don't Know	-	-	-	-	-	-	38	1.0%
Introduced improved practices and innovations through my work	Strongly agree	53	64.6%	10	52.6%	63	62.4%	2023	53.9%
	Agree	28	34.1%	8	42.1%	36	35.6%	1571	41.8%
	Disagree	-	-	1	5.3%	1	1.0%	69	1.8%
	Strongly disagree	-	-	-	-	-	-	12	0.3%
	Don't Know	1	1.2%	-	-	1	1.0%	81	2.2%
Built networks with Australians or Australian organisations	Strongly agree	15	18.3%	3	15.8%	18	17.8%	848	22.6%
	Agree	44	53.7%	8	42.1%	52	51.5%	1892	50.4%
	Disagree	20	24.4%	5	26.3%	25	24.8%	719	19.2%
	Strongly disagree	1	1.2%	-	-	1	1.0%	68	1.8%
	Don't know	2	2.4%	3	15.8%	5	5.0%	226	6.0%
Built networks with other awardees	Strongly agree	34	41.5%	4	21.1%	38	37.6%	1683	44.9%
	Agree	41	50.0%	14	73.7%	55	54.5%	1730	46.1%
	Disagree	5	6.1%	1	5.3%	6	5.9%	251	6.7%
	Strongly disagree	-	-	-	-	-	-	21	0.6%
	Don't know	2	2.4%	-	-	2	2.0%	66	1.8%

**Table 3: Tracer Survey Data for 2011 to 2016 alumni from Pakistan and All alumni - Outcome 2**

		Alumni from Pakistan							
Q: How frequently are you in contact with the following groups:		Scholarships		Fellowships		Alumni from Pakistan		All Alumni	
		Count	Column N %	Count	Column N %	Count	Column N %	Count	Column N %
Host Institution	Always	6	8.0%	1	5.6%	7	7.5%	168	5.0%
	Often	17	22.7%	2	11.1%	19	20.4%	568	16.8%
	Sometimes	29	38.7%	4	22.2%	33	35.5%	1279	37.8%
	Rarely	20	26.7%	7	38.9%	27	29.0%	973	28.7%
	Never	3	4.0%	3	16.7%	6	6.5%	364	10.8%
	Don't know	-	-	1	5.6%	1	1.1%	34	1.0%
Fellow Australian Students	Always	5	6.7%	1	5.6%	6	6.5%	278	8.2%
	Often	17	22.7%	5	27.8%	22	23.7%	850	25.1%
	Sometimes	29	38.7%	6	33.3%	35	37.6%	1270	37.6%
	Rarely	17	22.7%	3	16.7%	20	21.5%	611	18.1%
	Never	7	9.3%	3	16.7%	10	10.8%	341	10.1%
	Don't know	-	-	-	-	-	-	32	0.9%
Fellow Award recipients	Always	8	10.7%	1	5.6%	9	9.7%	488	14.4%
	Often	32	42.7%	3	16.7%	35	37.6%	1219	36.1%
	Sometimes	28	37.3%	9	50.0%	37	39.8%	1151	34.1%
	Rarely	7	9.3%	3	16.7%	10	10.8%	389	11.5%
	Never	-	-	1	5.6%	1	1.1%	115	3.4%
	Don't know	-	-	1	5.6%	1	1.1%	17	0.5%
Professional associations or Australian businesses operating in Australia/your home country	Always	4	5.3%	1	5.6%	5	5.4%	104	3.1%
	Often	8	10.7%	2	11.1%	10	10.8%	359	10.6%
	Sometimes	19	25.3%	1	5.6%	20	21.5%	834	24.7%
	Rarely	21	28.0%	6	33.3%	27	29.0%	989	29.3%
	Never	21	28.0%	7	38.9%	28	30.1%	984	29.2%
	Don't know	2	2.7%	1	5.6%	3	3.2%	105	3.1%
Australian Embassy, High Commission or Consulate	Always	4	5.3%	1	5.9%	5	5.4%	85	2.5%
	Often	7	9.3%	-	-	7	7.6%	251	7.4%
	Sometimes	23	30.7%	5	29.4%	28	30.4%	775	23.0%
	Rarely	22	29.3%	1	5.9%	23	25.0%	1119	33.2%
	Never	19	25.3%	10	58.8%	29	31.5%	1092	32.4%
	Don't know	-	-	-	-	-	-	50	1.5%
Friends in Australia	Always	12	16.0%	1	5.9%	13	14.1%	426	12.6%
	Often	15	20.0%	1	5.9%	16	17.4%	921	27.3%
	Sometimes	29	38.7%	7	41.2%	36	39.1%	1232	36.6%
	Rarely	17	22.7%	3	17.6%	20	21.7%	551	16.4%
	Never	2	2.7%	5	29.4%	7	7.6%	219	6.5%
	Don't know	-	-	-	-	-	-	21	0.6%

**Table 4: Tracer Survey Data for 2011 to 2016 alumni from Pakistan and All alumni - Outcome 3**

Q: As a result of your Australia Award, have you developed professional links with Australian organisations?		Alumni from Pakistan				Alumni from Pakistan		All Alumni	
		Scholarships		Fellowships		Count	Column N %	Count	Column N %
		Count	Column N %	Count	Column N %				
Professional links	Developed professional links	34	44.2%	7	36.8%	41	42.7%	1513	44.2%
	Did not develop professional links	39	50.6%	10	52.6%	49	51.0%	1583	46.2%
	Don't Know	4	5.2%	2	10.5%	6	6.3%	330	9.6%
Types of professional links with Australian organisations*	Public sector	5	14.7%	1	14.3%	6	14.6%	336	22.4%
	Private Sector	4	11.8%	1	14.3%	5	12.2%	150	10.0%
	Universities	20	58.8%	4	57.1%	24	58.5%	740	49.3%
	Non-Government Organisations	4	11.8%	-	-	4	9.8%	137	9.1%
	Australian High Commission or Consulates	-	-	1	14.3%	1	2.4%	30	2.0%
	Other or don't know	1	2.9%	-	-	1	2.4%	108	7.2%

\*Note these counts and proportions only include alumni who indicated that they had developed a professional link as well as providing information about their current employment in the survey.



**Table 5: Tracer Survey Data for 2011 to 2016 alumni from Pakistan and All alumni - Outcome 4**

Q: To what extent did your experience during your award influence your perception of the following:		Alumni from Pakistan						All Alumni	
		Scholarships		Fellowships		Alumni from Pakistan			
		Count	Column N %	Count	Column N %	Count	Column N %		
Australia as a country	Much more positive	69	92.0%	12	75.0%	81	89.0%	2825	84.6%
	Slightly more positive	5	6.7%	3	18.8%	8	8.8%	406	12.2%
	No change	1	1.3%	1	6.3%	2	2.2%	84	2.5%
	Slightly more negative	-	-	-	-	-	-	13	0.4%
	Much more negative	-	-	-	-	-	-	-	-
	Don't know	-	-	-	-	-	-	13	0.4%
Australian people	Much more positive	62	82.7%	13	81.3%	75	82.4%	2497	74.8%
	Slightly more positive	13	17.3%	2	12.5%	15	16.5%	626	18.7%
	No change	-	-	1	6.3%	1	1.1%	152	4.6%
	Slightly more negative	-	-	-	-	-	-	37	1.1%
	Much more negative	-	-	-	-	-	-	1	0.0%
	Don't know	-	-	-	-	-	-	26	0.8%
The knowledge skills and expertise of Australians	Much more positive	61	81.3%	10	62.5%	71	78.0%	2532	75.9%
	Slightly more positive	13	17.3%	5	31.3%	18	19.8%	642	19.2%
	No change	-	-	-	-	-	-	118	3.5%
	Slightly more negative	1	1.3%	-	-	1	1.1%	19	0.6%
	Much more negative	-	-	-	-	-	-	2	0.1%
	Don't know	-	-	1	6.3%	1	1.1%	24	0.7%
Have provided advice to people from home country in relation to pursuing opportunities in Australia	Yes	75	100.0%	15	93.8%	90	98.9%	3245	97.3%
	No	-	-	1	6.3%	1	1.1%	74	2.2%
	Don't know	-	-	-	-	-	-	17	0.5%

