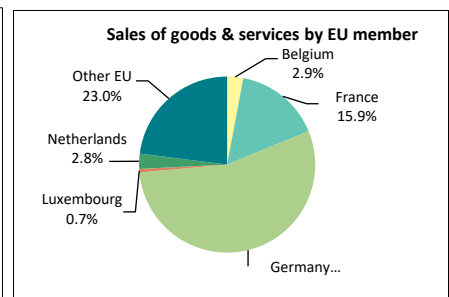
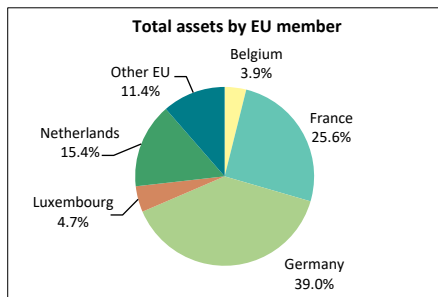
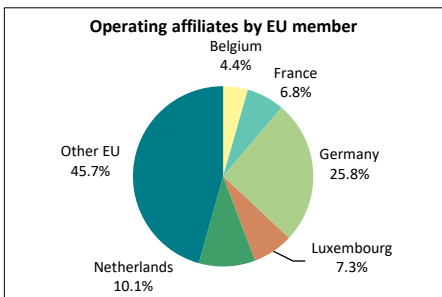




Economic activity of Australian affiliates in the European Union (excl UK) - 2018-19 (a)

Key indicators (2018-19)	Unit	Belgium	France	Germany	Luxembourg	Netherlands	EU (excl. UK)
Operating affiliates	No.	28	43	163	46	64	633
Australian equity in affiliates	A\$m	2,873	4,159	np	547	6,142	49,815
Total assets of affiliates	A\$m	1,317	8,669	13,207	1,586	5,199	33,841
Total liabilities of affiliates	A\$m	304	4,410	6,491	1,010	874	15,336
Net assets of affiliates	A\$m	1,013	4,259	6,716	576	4,325	18,505
Employment in affiliates	000's	1	np	17	-	1	30
Wages and salaries paid by affiliates	A\$m	110	np	1,570	6	82	2,432
Average wage per employee paid	A\$	110,000	np	92,353	np	82,000	81,067
Sales of goods and services by affiliates	A\$m	370	1,995	6,883	83	349	12,573
Goods	A\$m	np	np	4,718	-	np	8,491
Services	A\$m	np	np	2,165	83	np	4,082
Purchases of goods and services by affiliates	A\$m	np	764	991	51	174	3,469
Goods	A\$m	11	np	665	-	31	2,309
Services	A\$m	np	np	326	51	143	1,160
Total operating income	A\$m	402	2,311	7,291	124	371	13,494
Total operating expenses	A\$m	323	1,961	5,605	92	330	10,900
Operating profit before tax	A\$m	79	350	1,686	32	42	2,593
Profits returned to the Australian parent	A\$m	47	np	848	3	np	1,439
Capital expenditure by affiliates	A\$m	19	np	653	-	np	1,043
Industry value added (IVA) of affiliates	A\$m	156	1,274	2,889	72	138	5,373
IVA per employee	A\$	156,000	np	169,941	np	138,000	179,100
Return on equity (RoE)	%	7.8	8.2	25.1	5.6	1.0	14.0



Australian affiliates in EU (excl UK) (2018-19) (a)

	Belgium	France	Germany	Luxembourg	Netherlands	EU (excl. UK)
	A\$m	A\$m	A\$m	A\$m	A\$m	A\$m
Total sales of services	np	np	2,165	83	np	4,082
Transport	na	na	np	na	na	np
Travel	na	na	-	na	na	0
Construction	na	na	-	na	na	np
Insurance and pension	na	na	-	na	na	6
Financial	na	na	52	na	na	279
Charges for the use of intellectual property	na	na	-	na	na	0
Telecom., computer and information	na	na	np	na	na	np
Professional, technical & other business services	na	na	158	na	na	659
Personal cultural and recreational	na	na	1,549	na	na	2,697
Government goods and services	na	na	-	na	na	0
Other (including confidential items)	na	na	406	na	na	441

(a) All Australian affiliates with ownership of 50% or greater.
na = not available np = not published - or 0 = nil or rounded to zero.

Source: ABS Cat. No. 5495.0