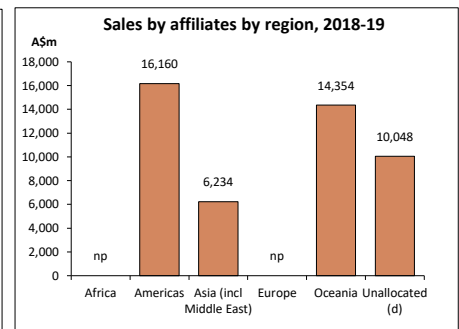
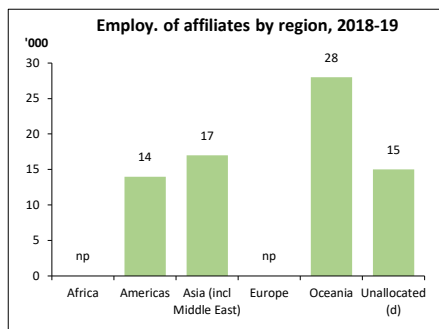
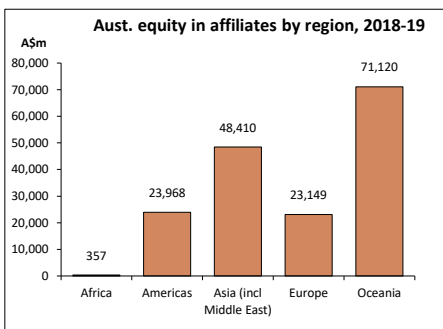




Economic activity of Australian affiliates abroad - Financial & insurance - 2018-19 (a)

Key indicators	Unit	2002-03	2009-10	2018-19	Growth 02-03 to 18-19	
					Unit	%
Aust. parent enterprises with affiliates abroac No.		na	na	89
Operating affiliates abroad	No.	463	1,245	1,216	753	162.6
Australian equity in its affiliates	A\$m	na	71,093	167,003
Total assets of affiliates	A\$m	na	na	1,534,563
Total liabilities of affiliates	A\$m	na	na	1,442,237
Net assets of affiliates	A\$m	na	na	92,326
Employment in affiliates	000's	51	76	74	23	43.9
Wages and salaries paid by affiliates	A\$m	3,028	6,668	7,437	4,409	145.6
Average wage per employee paid	A\$	58,902	87,830	100,500	41,598	70.6
Sales of goods and services by affiliates (c)	A\$m	26,250	39,604	46,796	20,546	78.3
Purchases of goods and services by affiliates	A\$m	9,233	24,615	14,687	5,454	59.1
Operating profit before tax	A\$m	na	6,465	14,593
Profits returned to the Australian parent	A\$m	na	0	4,299
Capital expenditure by affiliates	A\$m	na	na	2,130
Industry value added (IVA) of affiliates	A\$m	na	21,168	79,215
IVA per employee	A\$	na	278,823	1,070,473
Return on equity (RoE)	%	na	na	15.8



Australian affiliates abroad by region (2018-19) (a)	Operating affiliates No.	Aust. equity in affiliates A\$m	Total assets A\$m	Employ. 000's	Sales of goods & services	Industry value added
					A\$m	A\$m
Africa	38	357	1,522	np	np	np
Americas	295	23,968	321,023	14	16,160	17,026
Asia (incl Middle East)	236	48,410	298,123	17	6,234	11,712
Europe	332	23,149	221,642	np	np	np
Oceania	315	71,120	692,253	28	14,354	38,075
Unallocated (b)	0	0	0	15	10,048	12,402
ASEAN	96	34,545	108,938	10	3,605	6,436
EU28	290	22,695	218,758	9	6,727	8,745

Australian affiliates abroad by region (2018-19) (a)	Sales of goods A\$m	Sales of services A\$m	Total Sales A\$m	Share of total sales	
				A\$m	%
Africa	np	np	np
Americas	np	np	16,160	34.5	..
Asia (incl Middle East)	np	np	6,234	13.3	..
Europe	np	7,059	np
Oceania	-	14,354	14,354	30.7	..
Unallocated (b)	np	np	10,048	21.5	..
ASEAN	np	np	3,605	7.7	..
EU28	np	np	6,727	14.4	..

(a) All Australian affiliates with ownership of 50 % or greater.

(b) Including confidential economies.

(c) Excludes Financial Intermediation Services Indirectly Measured (FISIM) for 2002-03 only.

na = not available np = not published - or 0 = nil or rounded to zero.

Source: ABS Cat. No. 5495.0 & 5485.0