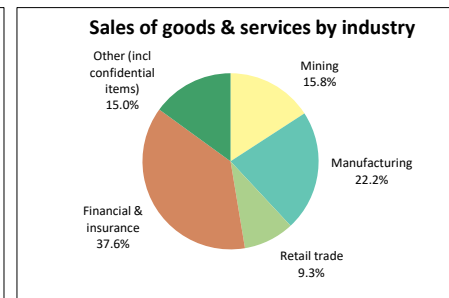
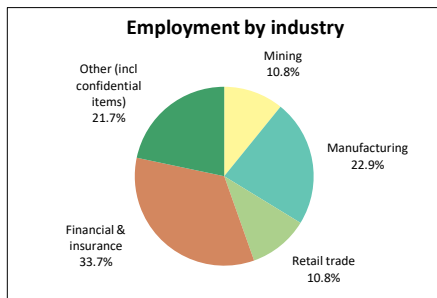
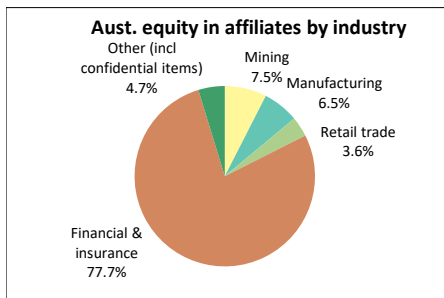




Economic activity of Australian affiliates in Oceania - 2018-19 (a)

Key indicators (2018-19)	Unit	Fiji	New Zealand	Papua New Guinea	Oceania
Operating affiliates	No.	29	561	53	676
Australian equity in affiliates	A\$m	678	83,061	7,692	91,534
Total assets of affiliates	A\$m	4,145	705,562	14,338	726,527
Total liabilities of affiliates	A\$m	3,339	645,203	5,762	656,482
Net assets of affiliates	A\$m	806	60,359	8,576	70,045
Employment in affiliates	000's	5	66	11	83
Wages and salaries paid by affiliates	A\$m	81	5,243	486	5,840
Average wage per employee paid	A\$	16,200	79,439	44,182	70,361
Sales of goods and services by affiliates	A\$m	993	29,713	7,102	38,152
Purchases of goods and services by affiliates	A\$m	522	12,541	1,738	14,938
Operating profit before tax	A\$m	292	11,367	973	12,781
Profits returned to the Australian parent	A\$m	127	3,674	203	4,047
Capital expenditure by affiliates	A\$m	46	1,884	1,704	3,643
Industry value added (IVA) of affiliates	A\$m	536	44,974	8,465	54,125
IVA per employee	A\$	107,200	681,424	769,545	652,108
Return on equity (RoE)	%	36.2	18.8	11.3	18.2



Australian affiliates in Oceania by industry (2018-19) (a)	Operating affiliates	Aust. equity in affiliates	Total assets	Employ.	Sales of goods & services	Industry value added
	No.	A\$m	A\$m	000's	A\$m	A\$m
Agriculture, forestry and fishing	np	np	np	np	np	np
Mining	22	6,880	9,784	9	6,047	np
Manufacturing	71	5,905	10,974	19	8,472	2,422
Electricity, gas, water and waste services	np	186	566	1	np	np
Construction	54	np	np	2	793	1,010
Wholesale trade	32	340	825	2	1,227	218
Retail trade	38	3,290	6,735	9	3,556	2,103
Accommodation and food services	11	49	124	-	104	29
Transport, postal and warehousing	20	206	717	2	736	607
Information media and telecommunications	17	107	213	1	np	167
Financial and insurance services	315	71,120	692,253	28	14,354	38,075
Rental, hiring and real estate services	13	557	842	np	300	206
Professional, scientific and technical services	27	185	506	3	803	375
Administrative and support services	np	34	88	np	np	178
Public administration and safety	-	-	-	-	-	-
Education and training	np	-	-	-	-	-
Health care and social assistance	19	623	1,326	4	793	622
Arts and recreation services	4	np	np	-	14	np
Other services	np	np	np	np	np	np
Confidential items	33	2,052	1,574	3	953	8,113

(a) All Australian affiliates with ownership of 50% or greater.
na = not available np = not published - or 0 = nil or rounded to zero.

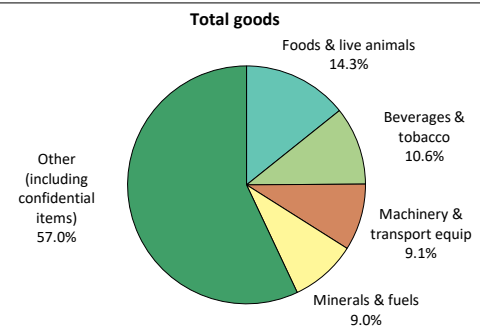


Economic activity of Australian affiliates in Oceania - Sales of goods and services -2018-19 (a)

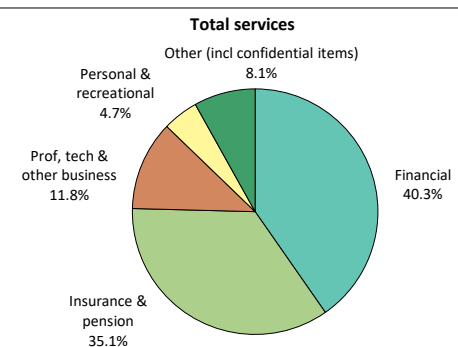
Industries (2018-19) - A\$m	Goods	Services	Total goods and services	% share	
				Goods	Services
Total Sales	18,853	19,300	38,152	49.4	50.6
Agriculture, forestry and fishing	np	np	np
Mining	np	np	6,047
Manufacturing	8,028	443	8,472	95	5.2
Electricity, gas, water and waste services	292	np	np
Construction	307	486	793	39	61.3
Wholesale trade	1,200	27	1,227	98	2.2
Retail trade	2,586	970	3,556	73	27.3
Accommodation and food services	74	30	104	71	28.8
Transport, postal and warehousing	np	np	736
Information media and telecommunications	np	254	np
Financial and insurance services	-	14,354	14,354	..	100.0
Rental, hiring and real estate services	np	200	300	..	66.7
Professional, scientific and technical services	np	np	803
Administrative and support services	-	np	np
Public administration and safety	-	-	-
Education and training	-	-	-
Health care and social assistance	np	np	793
Arts and recreation services	np	np	14
Other services	-	np	np
Confidential items	6,366	2,536	953

Australian affiliates in Oceania (2018-19) (a)

	Total Sales A\$m	Share %
Total goods	18,853	100.0
Foods and live animals	2,689	14.3
Beverages and tobacco	2,005	..
Crude materials	np	..
Minerals fuels	1,701	9.0
Animals and vegetables oils and fats	np	..
Chemical and related products	384	2.0
Manufactured goods	618	3.3
Machinery and transport equipment	1,710	9.1
Miscellaneous manufactures articles	46	0.2
Other (including confidential items)	9,700	51.5



	Total sales A\$m	Share %
Total services	19,300	100.0
Transport	np	..
Travel	np	..
Construction	np	..
Insurance and pension	6,774	35.1
Financial	7,780	40.3
Charges for the use of intellectual property	5	0.0
Telecom., computer and information	232	1.2
Professional, technical & other business services	2,277	11.8
Personal cultural and recreational	907	4.7
Government goods and services	0	0.0
Other (including confidential items)	1,325	6.9



(a) All Australian affiliates with ownership of 50% or greater.
na = not available np = not published - or 0 = nil or rounded to zero.

Source: ABS Cat. No. 5495.0