



Ministry of Health

## 2014 ANNUAL PERFORMANCE MONITORING REPORT, VOLUME 2



April, 2015

Second Health Sector Support Program, 2009-15

MINISTRY OF HEALTH  
No. 80, Kim Il Sung Blvd, Toul Kork  
Phnom Penh, Kingdom of Cambodia.

# TABLE OF CONTENTS

## ANNEXES

- ANNEX A. PROGRAM DEVELOPMENT OBJECTIVES INDICATORS BY PROVINCE ..... 3
- ANNEX B. PROGRAM DEVELOPMENT OBJECTIVES INDICATORS BY OD ..... 4
- ANNEX C. INFRASTRUCTURE PLAN AND TABLES ..... 5
- ANNEX D. SOA PERFORMANCE GRAPHS AND TABLE OF SDG ALLOCATION ..... 6
- ANNEX E. STAFF DEPLOYMENT..... 48
- ANNEX F. GOOD GOVERNANCE FRAMEWORK ..... 51
- ANNEX G. STATUS OF LEGAL COVENANTS FOR WB FINANCING AGREEMENT (CR. 4470-KH) ..... 70
- ANNEX H. HEALTH EQUITY FUNDS, TOTAL 2014..... 76

## **ANNEX A. PROGRAM DEVELOPMENT OBJECTIVES INDICATORS BY PROVINCE**

These tables have not been prepared since HMIS data are not available

## **ANNEX B. PROGRAM DEVELOPMENT OBJECTIVES INDICATORS BY OD**

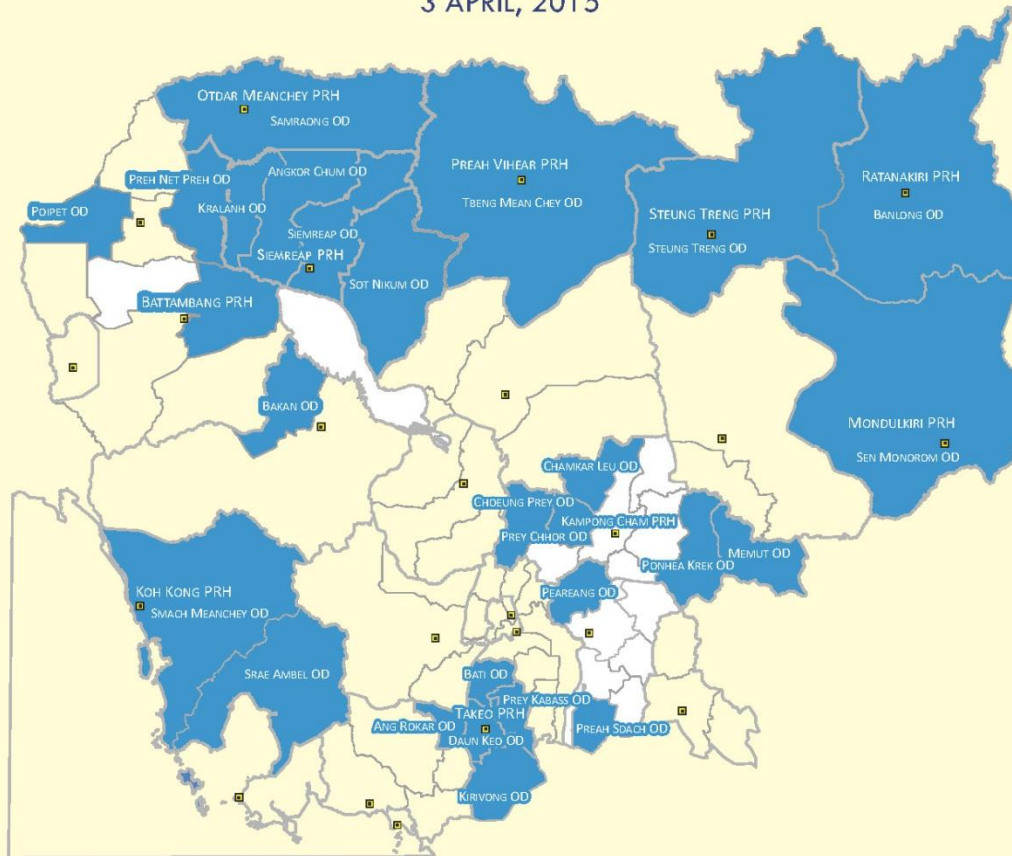
These tables have not been prepared since HMIS data are not available

## ANNEX C. INFRASTRUCTURE PLAN AND TABLES

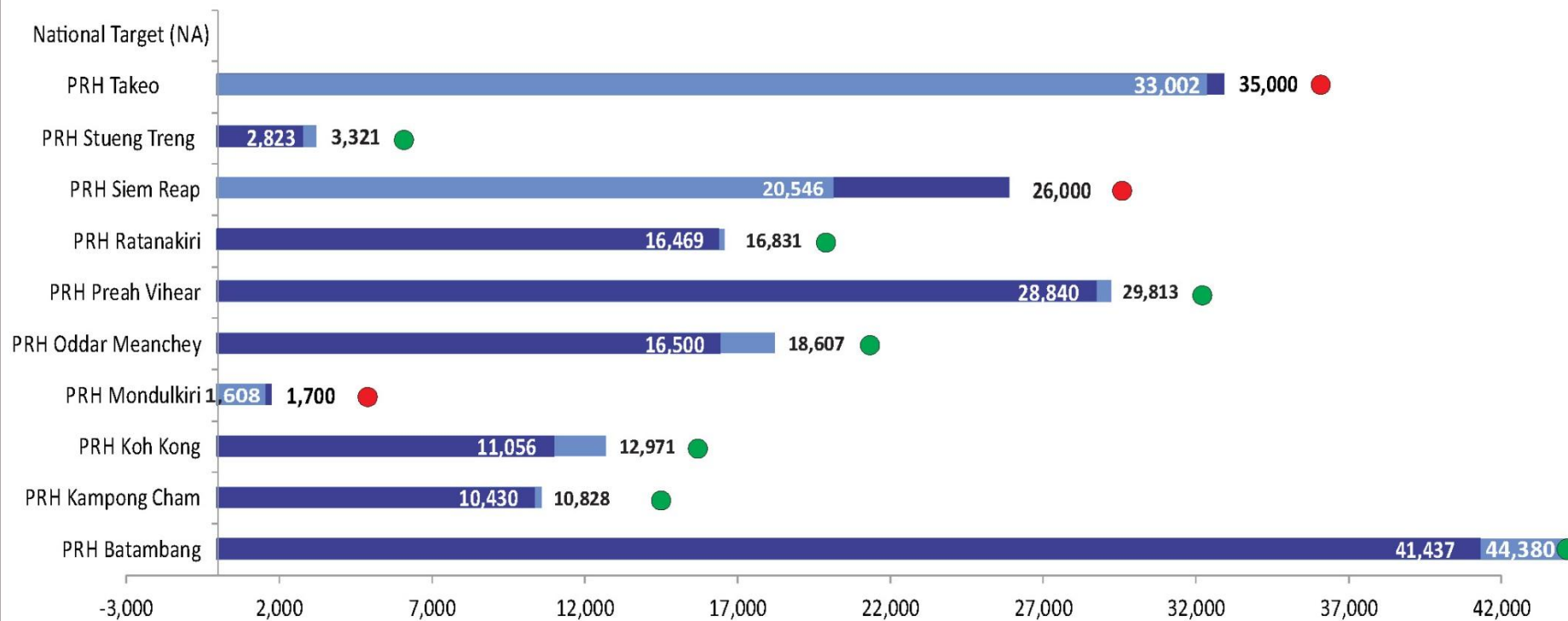
STATUS OF CIVIL WORKS UNDER HSSP 2																					
#	Facility	Contract Value	Status	YEAR 2014												YEAR 2015					Remarks
				J	F	M	A	M	J	J	A	S	O	N	D	J	F	M	A	M	
1	<b>15 Referral Hospitals</b>																				
	Maternity buil. in Chhouk RH - Kampot	\$147,305	10%																		Started date: 12 May 2014
	Maternity buil. in Kg Trach RH - Kampot	\$142,693	7%																		
	Surgical buil. in Sampov Loun RH - BB	\$167,403	6%																		
	NICU buil. in Battambang RH - BB	\$130,766	7%																		
	Maternity buil. in Korng Pisey RH - Kg Speu	\$154,913	28%																		
	Maternity buil. in Kg Tralach RH - Kg Chhnang	\$134,742	32%																		
	Maternity buil. in Phnom Kravanh RH - Pursath	\$241,828	28%																		
	Maternity buil. in Pearaing RH - Prey Veng	\$268,041	12%																		
	Maternity buil. in Prek Changkran RH - Prey Veng	\$264,558	24%																		
	Maternity buil. in Mesang RH - Prey Veng	\$166,200	10%																		
	Maternity buil. in Srei Santhor RH - Kg Cham	\$159,877	28%																		
	Maternity buil. in Kratie RH - Kratie	\$164,365	14%																		
	Maternity buil. in Stoung RH - Kg Thom	\$164,211	8%																		
	Maternity buil. in Anlong Veng RH - Uddar Meanchey	\$250,964	10%																		
Maternity buil. in Rattanakiri RH - Rattanakiri	\$209,933	5%																		Expect. completed end 2014	
Note:																					
Completed																					
Construction (Original planned)																					
Delay (Modification of design and others)																					
Procurement Planned																					

# SOA PERFORMANCE FOR SERVICE DELIVERY INDICATORS, 2014

SOA ANNUAL REVIEW WORKSHOP  
3 APRIL, 2015

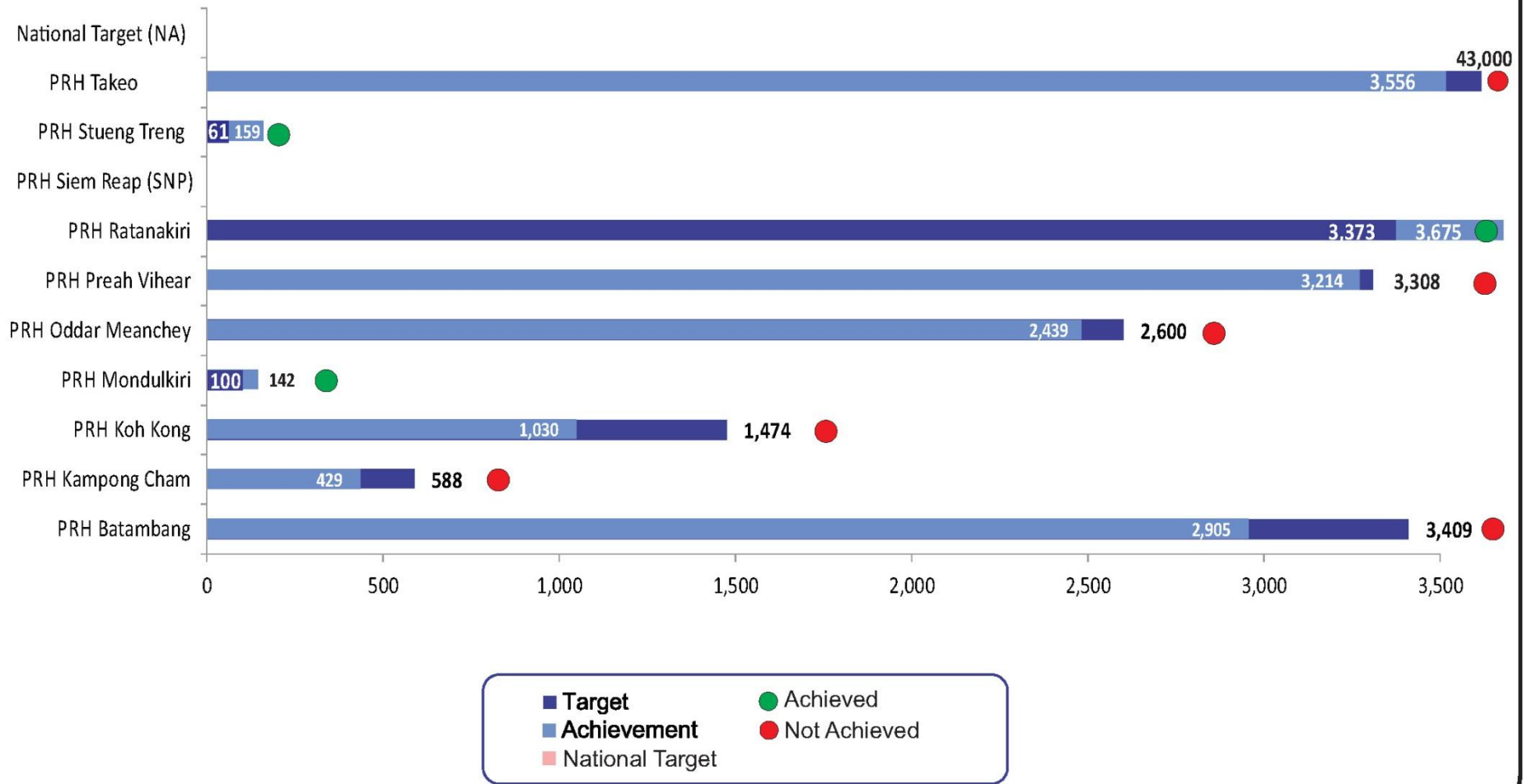


### OPD New Cases All Ages



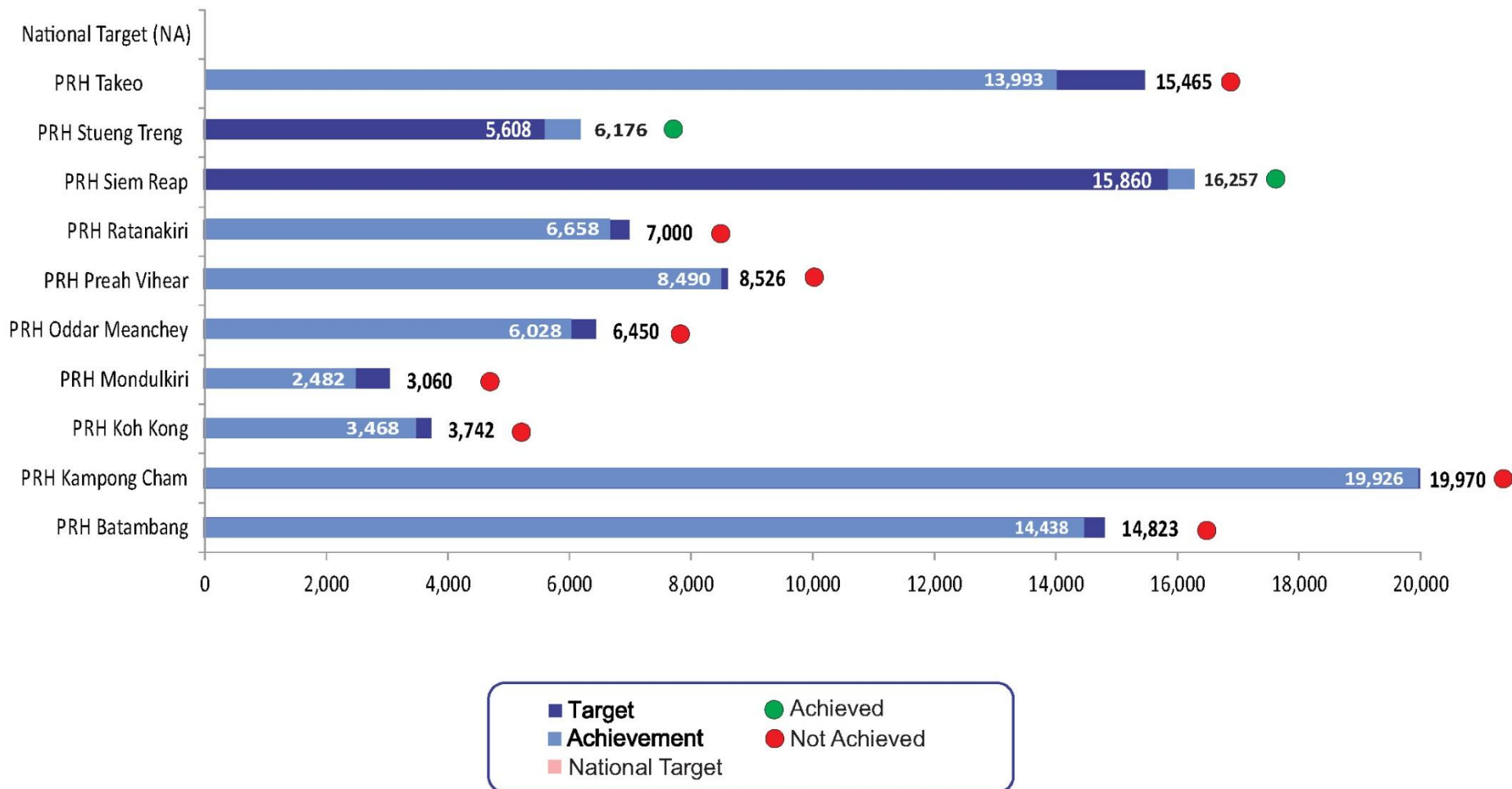
- Target
- Achievement
- National Target
- Achieved
- Not Achieved

### OPD New Cases Under 5 Years



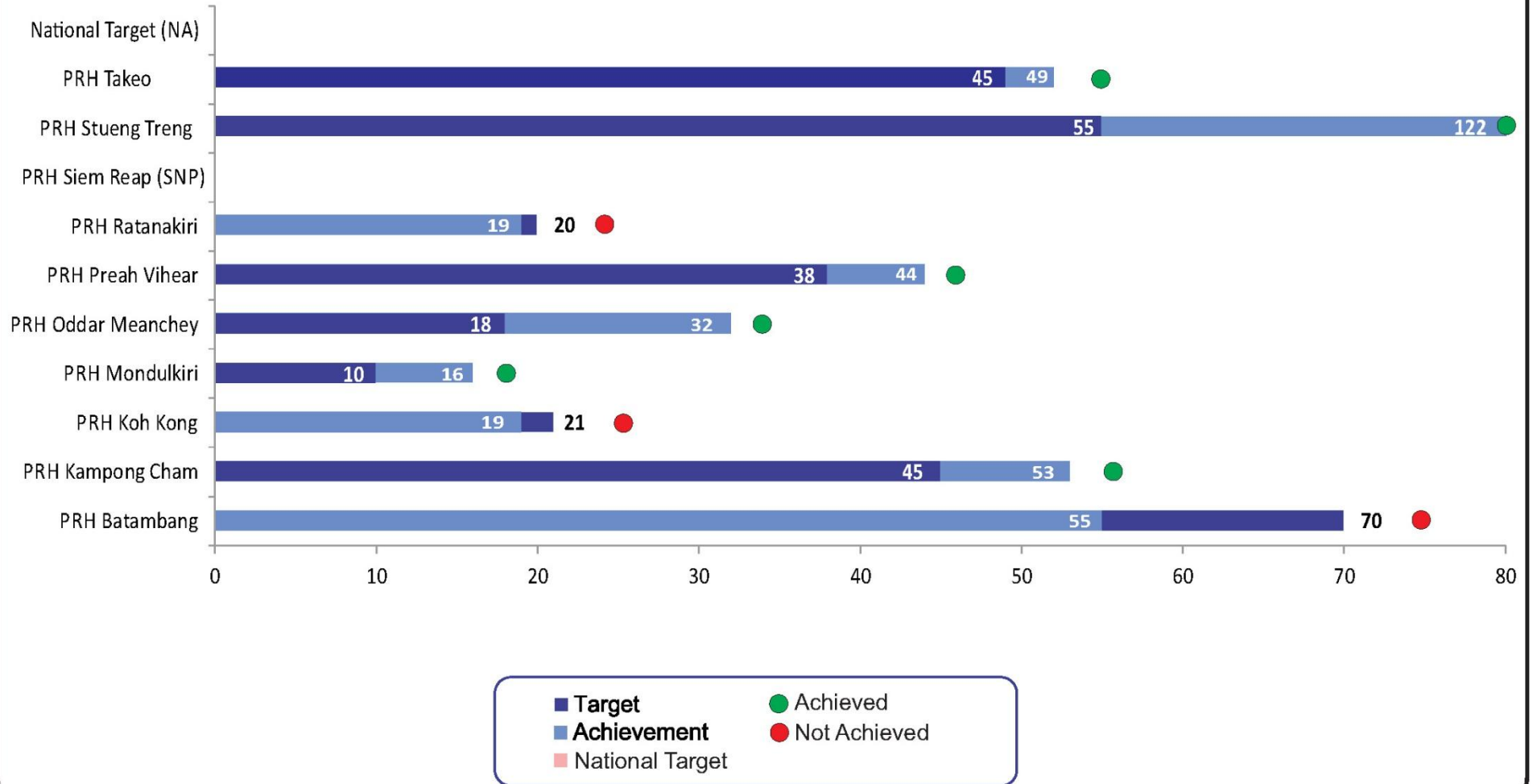


### Number of Discharges, including TB

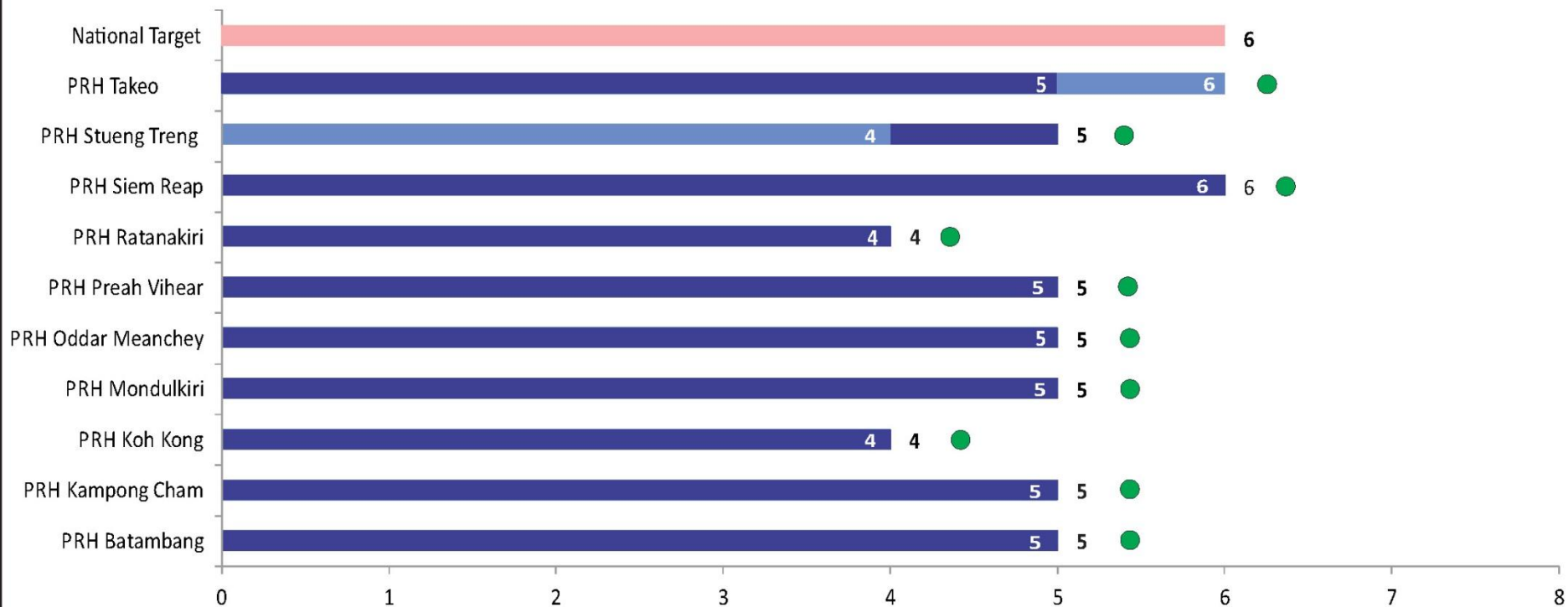




### Number of IPD Discharges Under 5 Years Treated for Acute Malnutrition



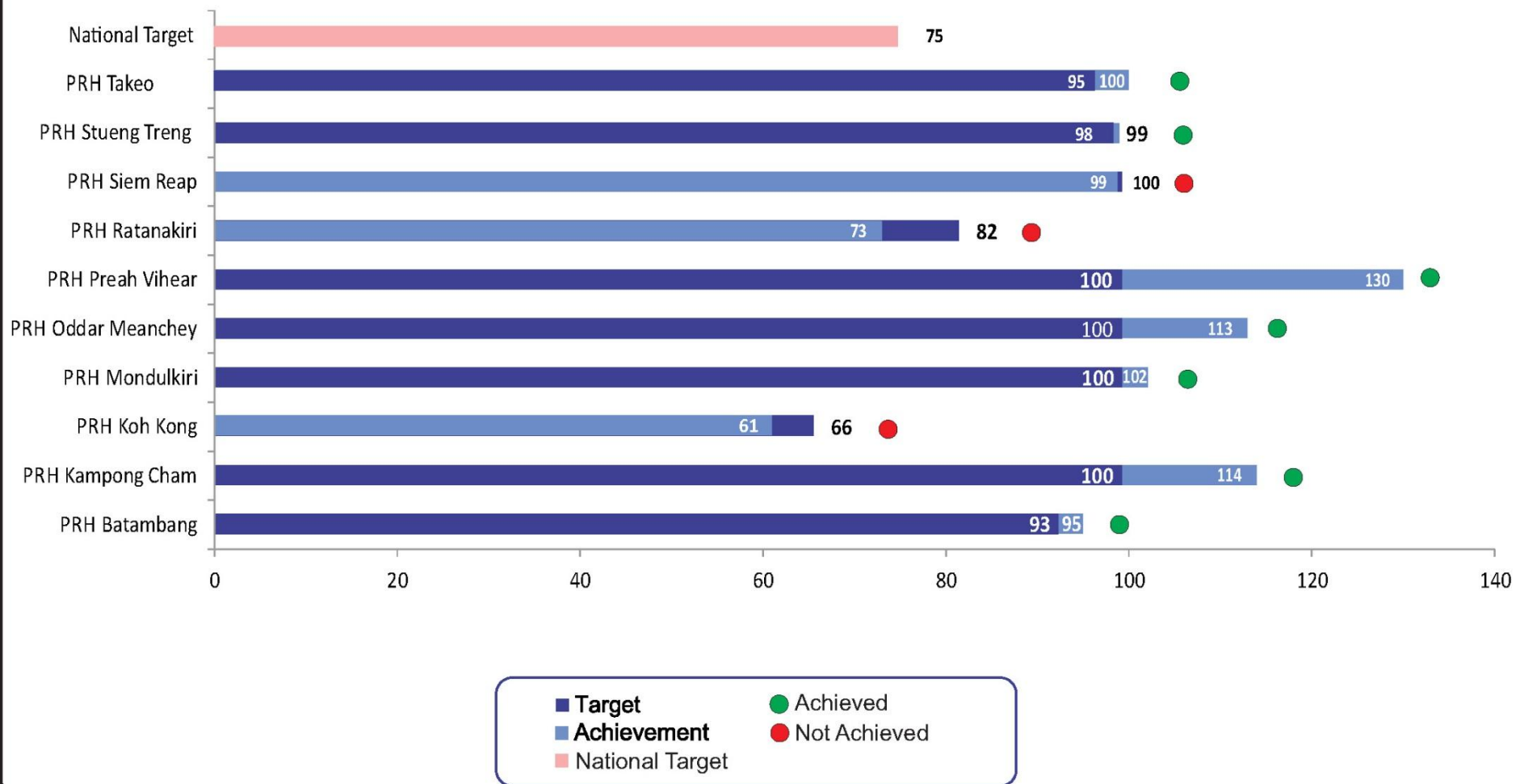
### Average Length of Stay



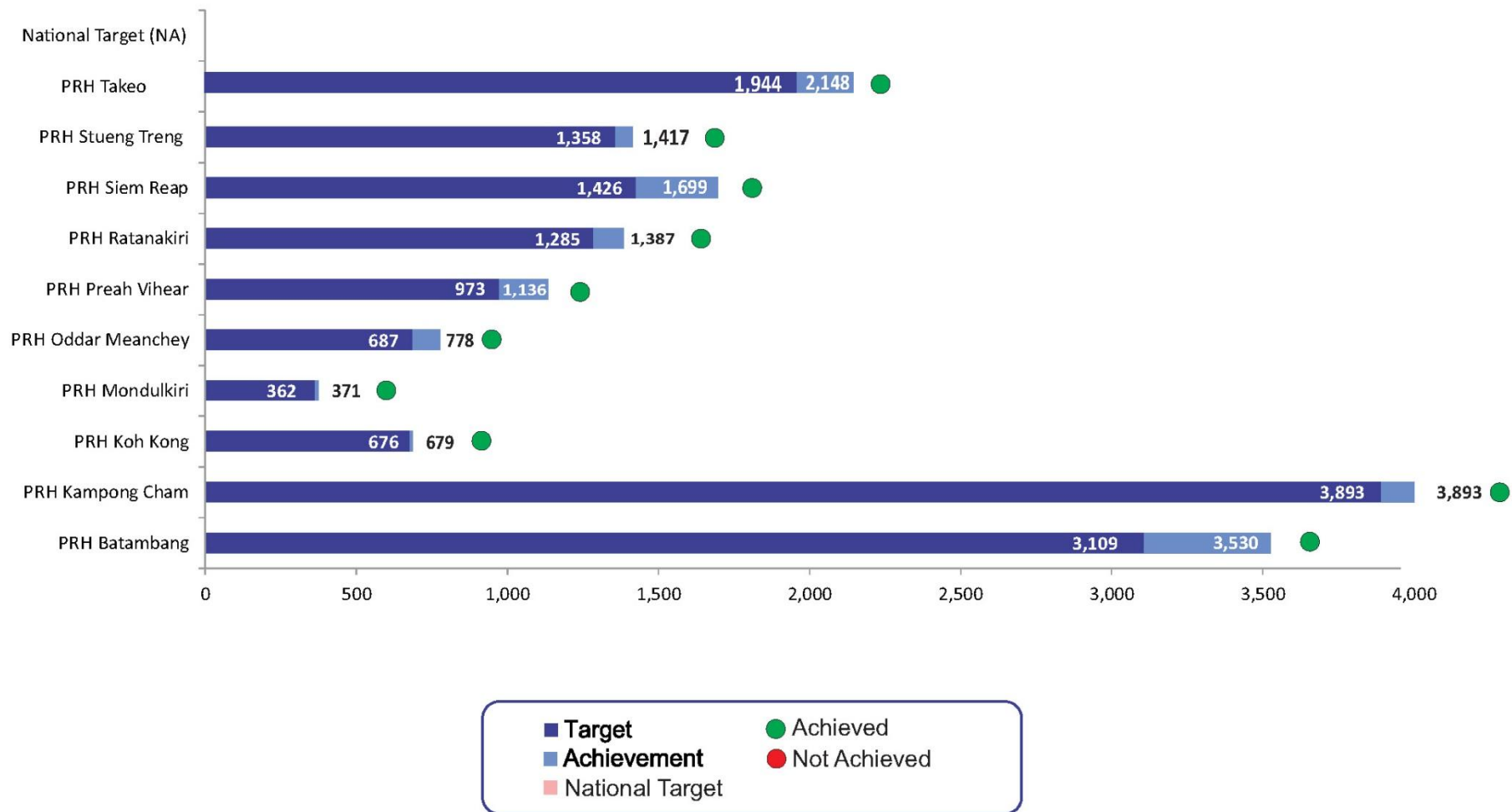
■ Target      ● Achieved  
■ Achievement      ● Not Achieved  
■ National Target



### Bed Occupancy Rate



### Number of Deliveries at Health Facilities

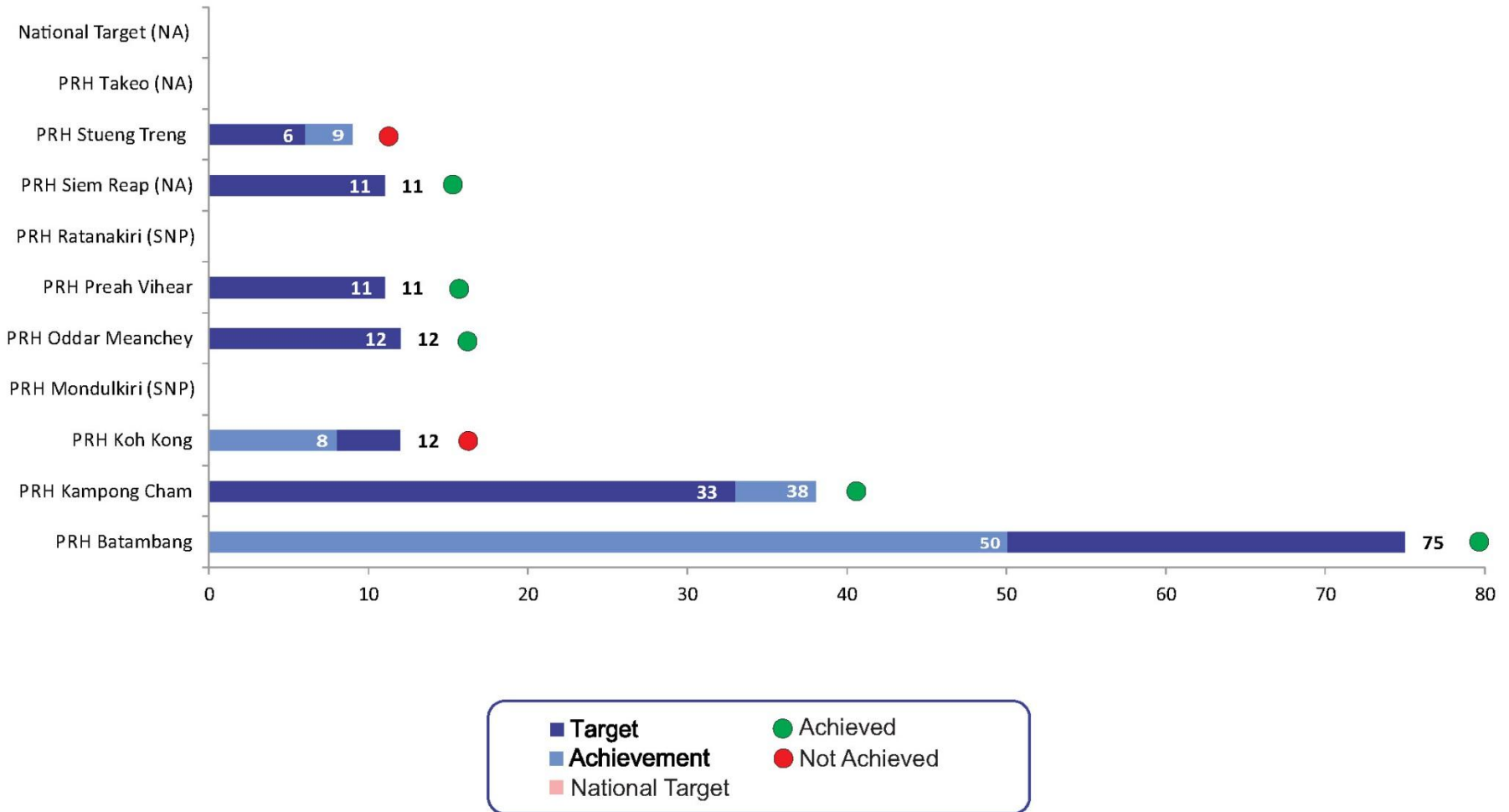


### Number of C-Sections

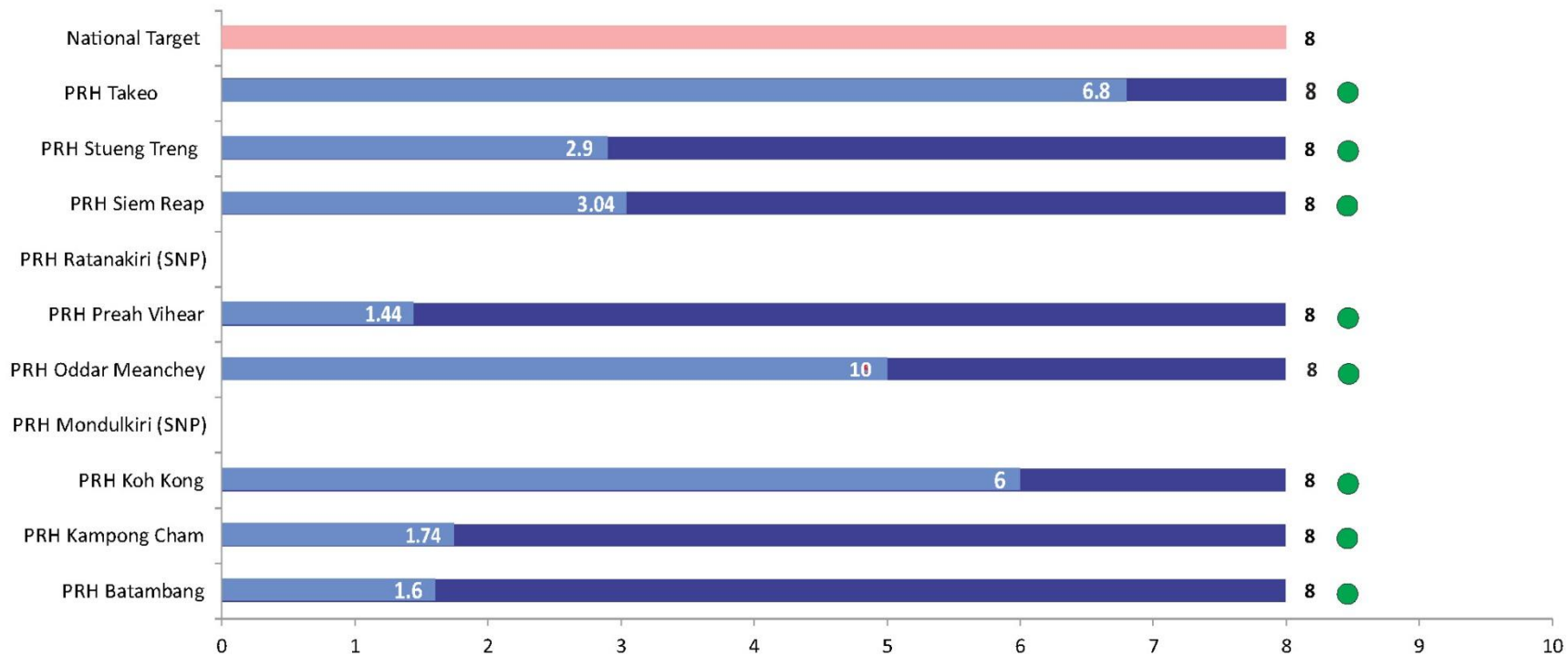




### Number of ART for Prevention of Mother To Child Transmission of HIV



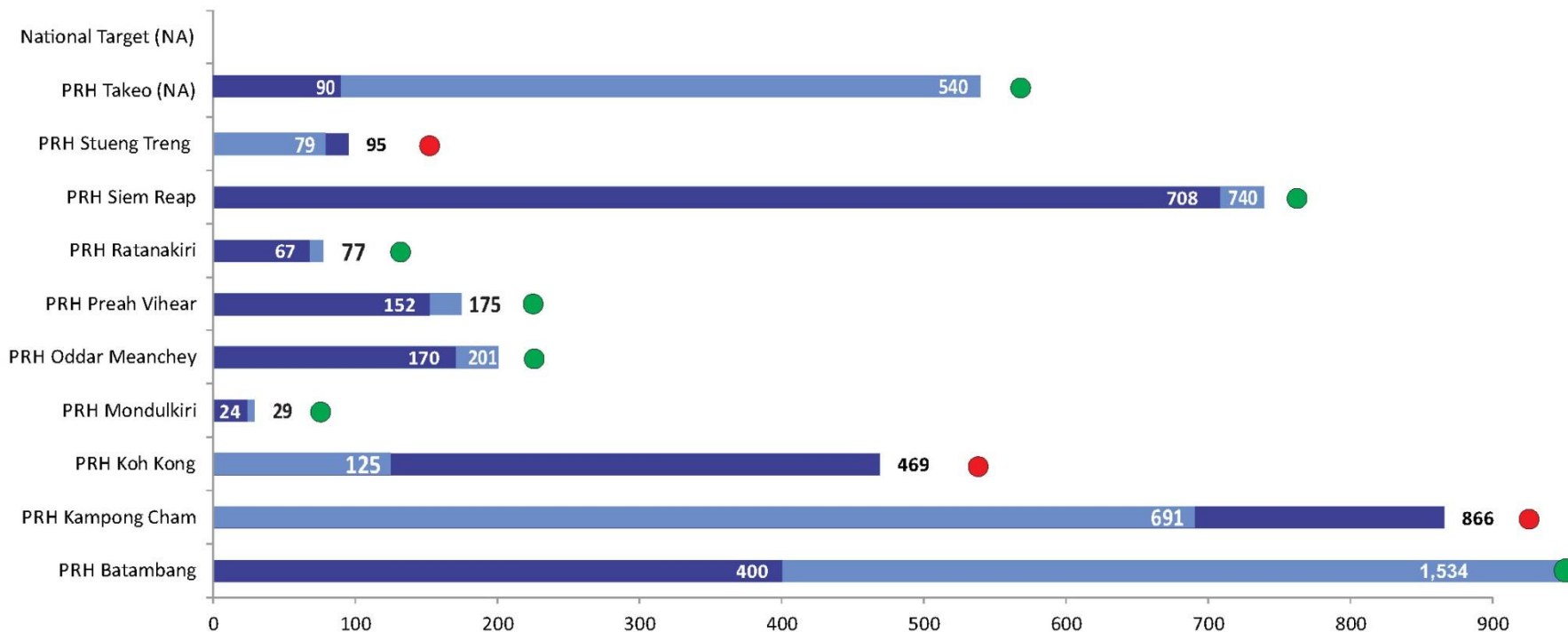
### ART Lost To Follow-Up



■ Target  
■ Achievement  
■ National Target  
● Achieved  
● Not Achieved

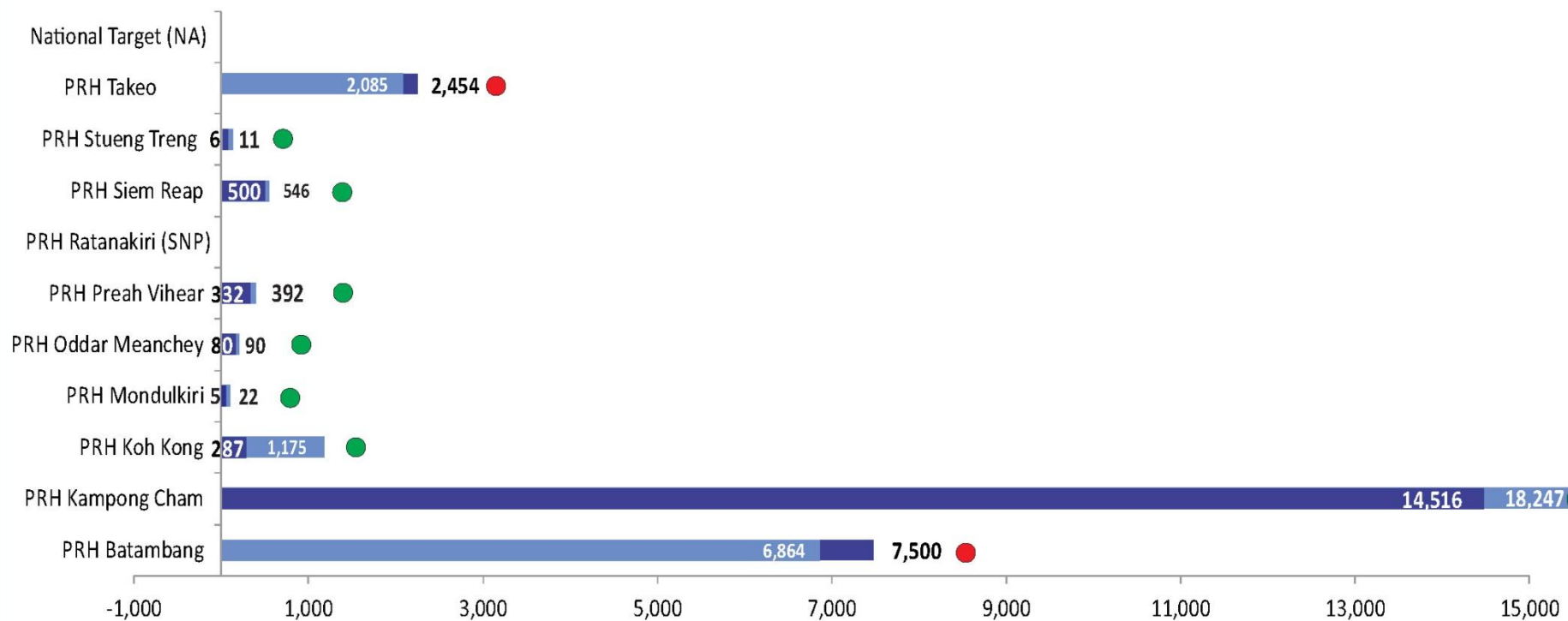


### Number of All forms TB Cases Notified



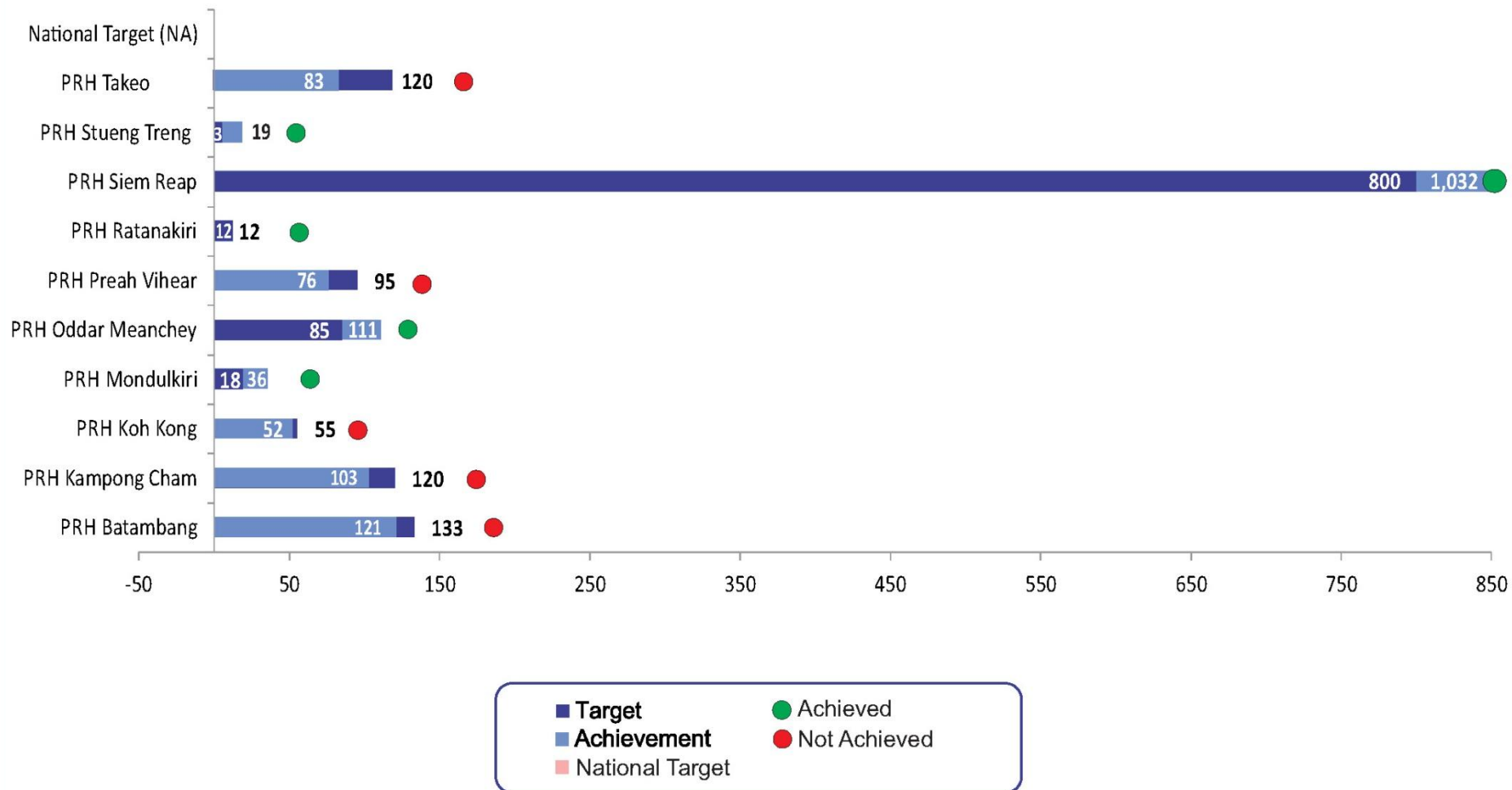
■ Target      ● Achieved  
■ Achievement      ● Not Achieved  
■ National Target

### Number of Diabetes OPD

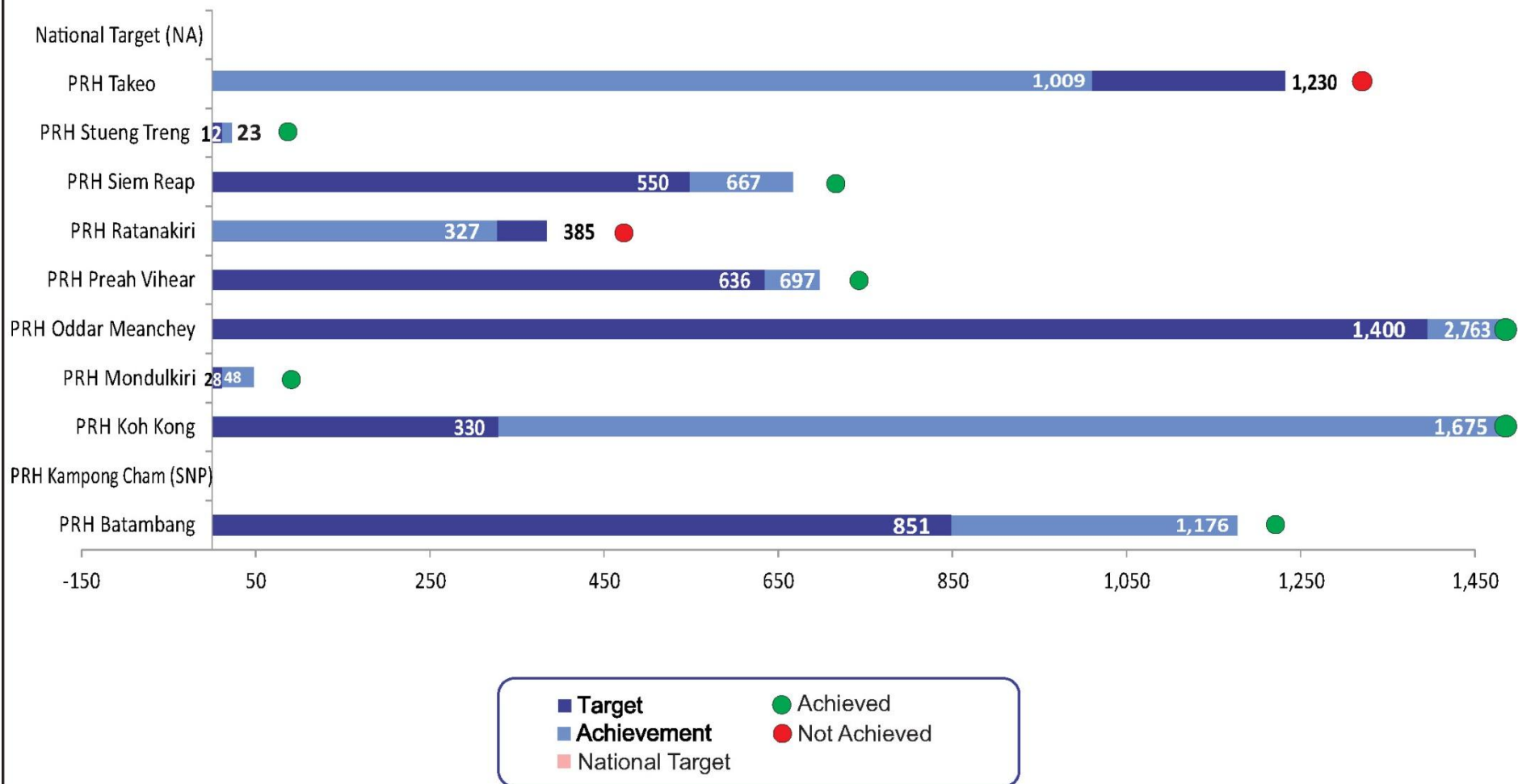


- Target
- Achievement
- Not Achieved
- Achieved
- National Target

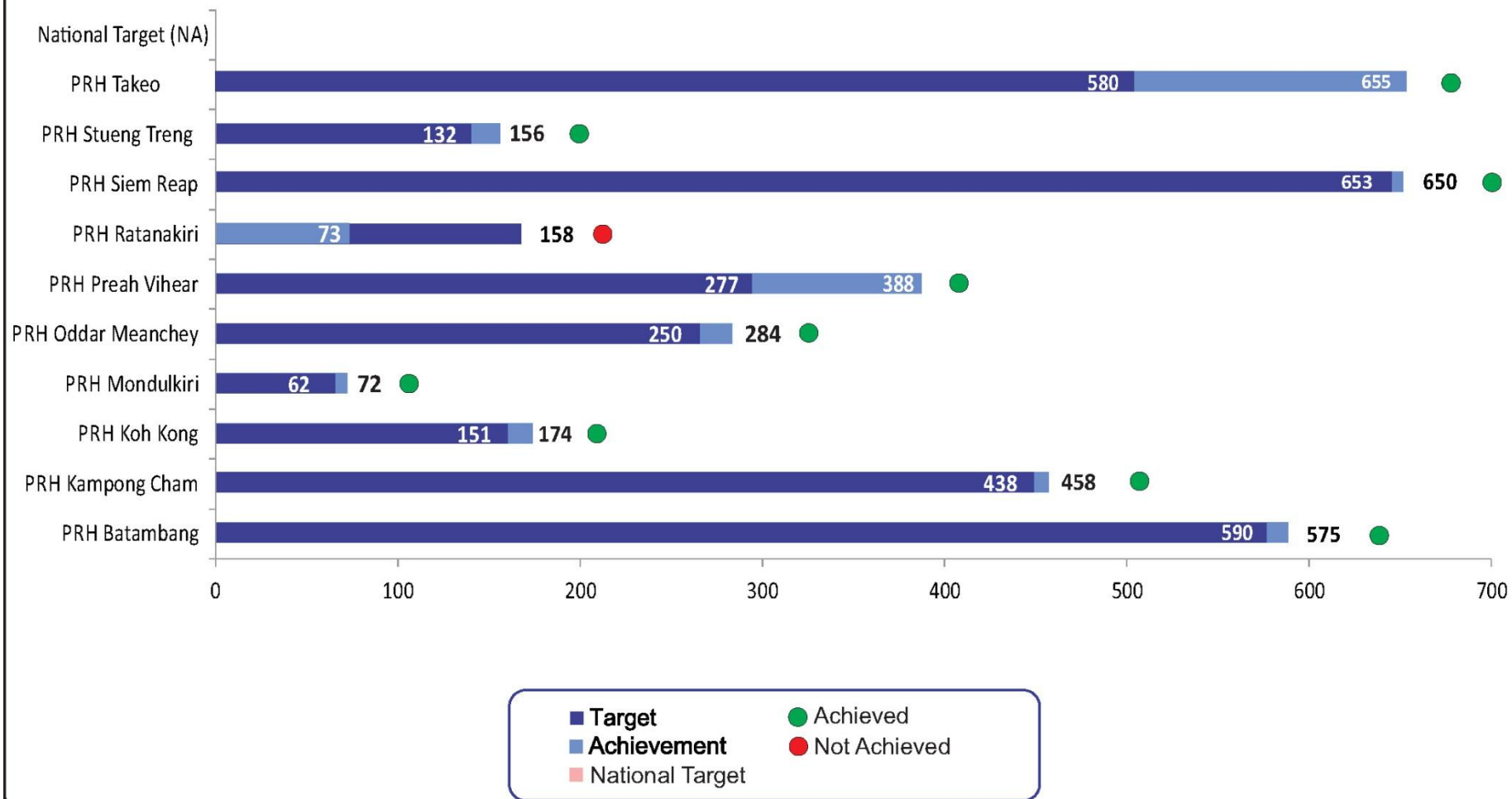
### Number of Diabetes IPD



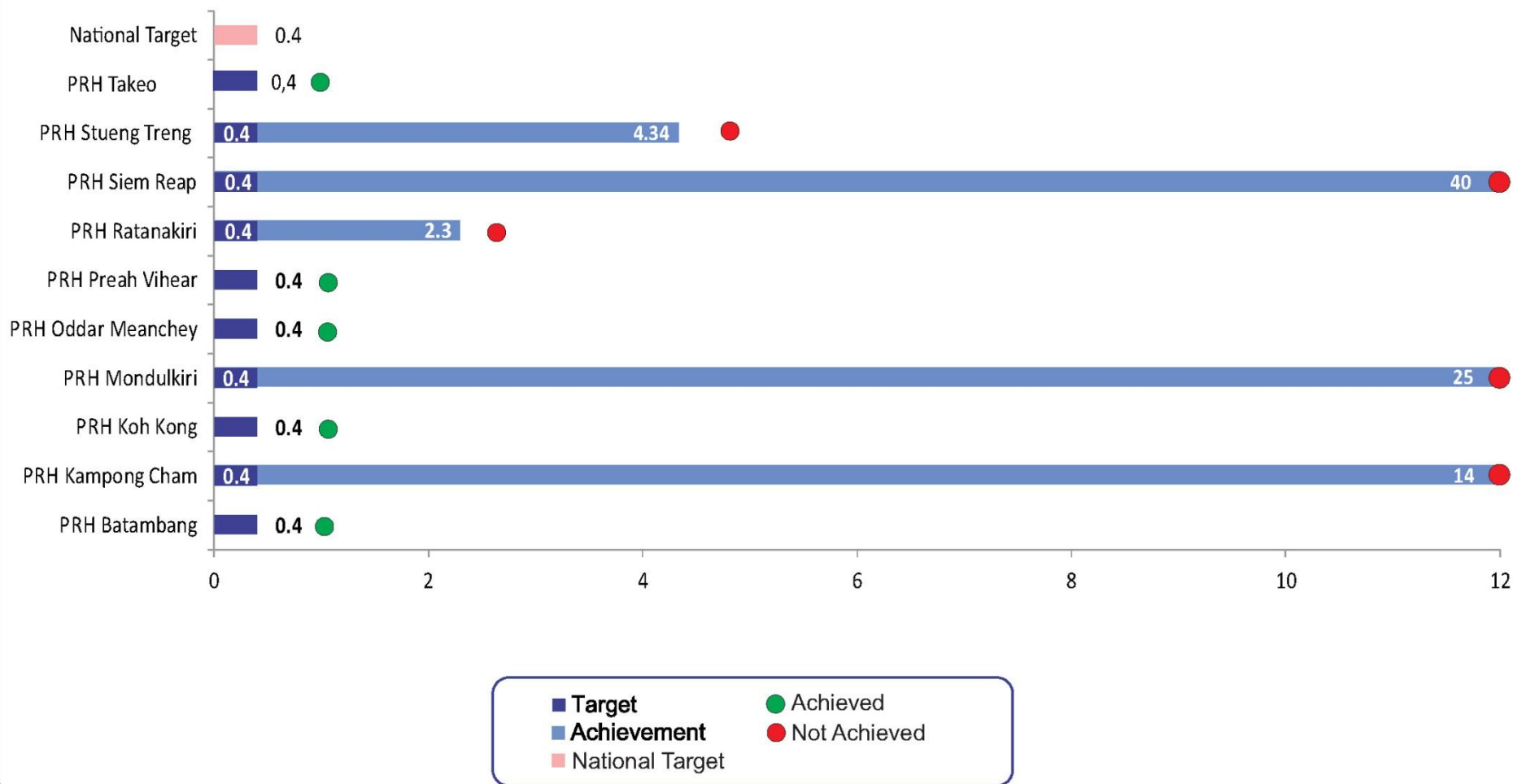
### Number of HBP OPD



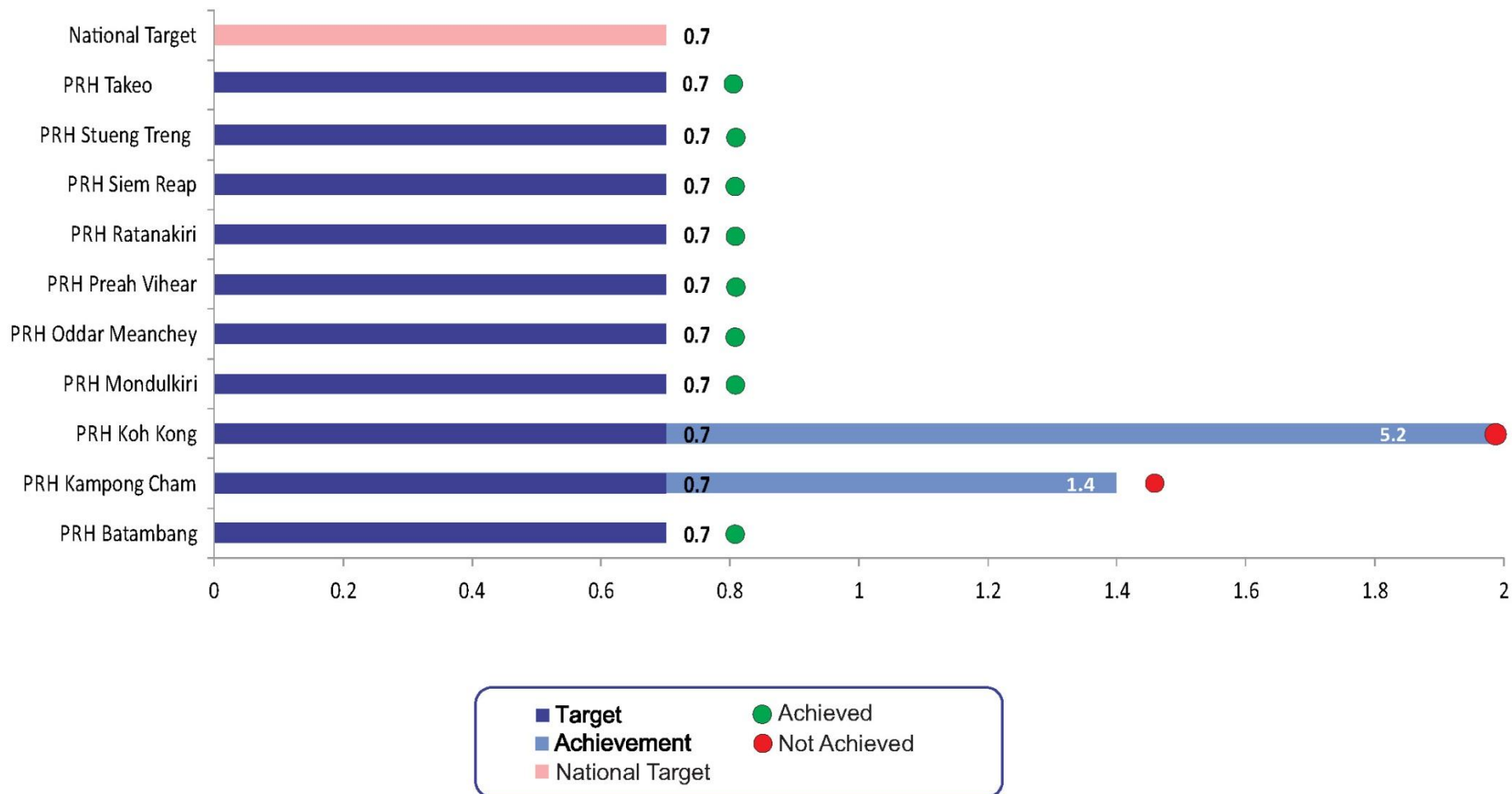
### Number of HBP IPD



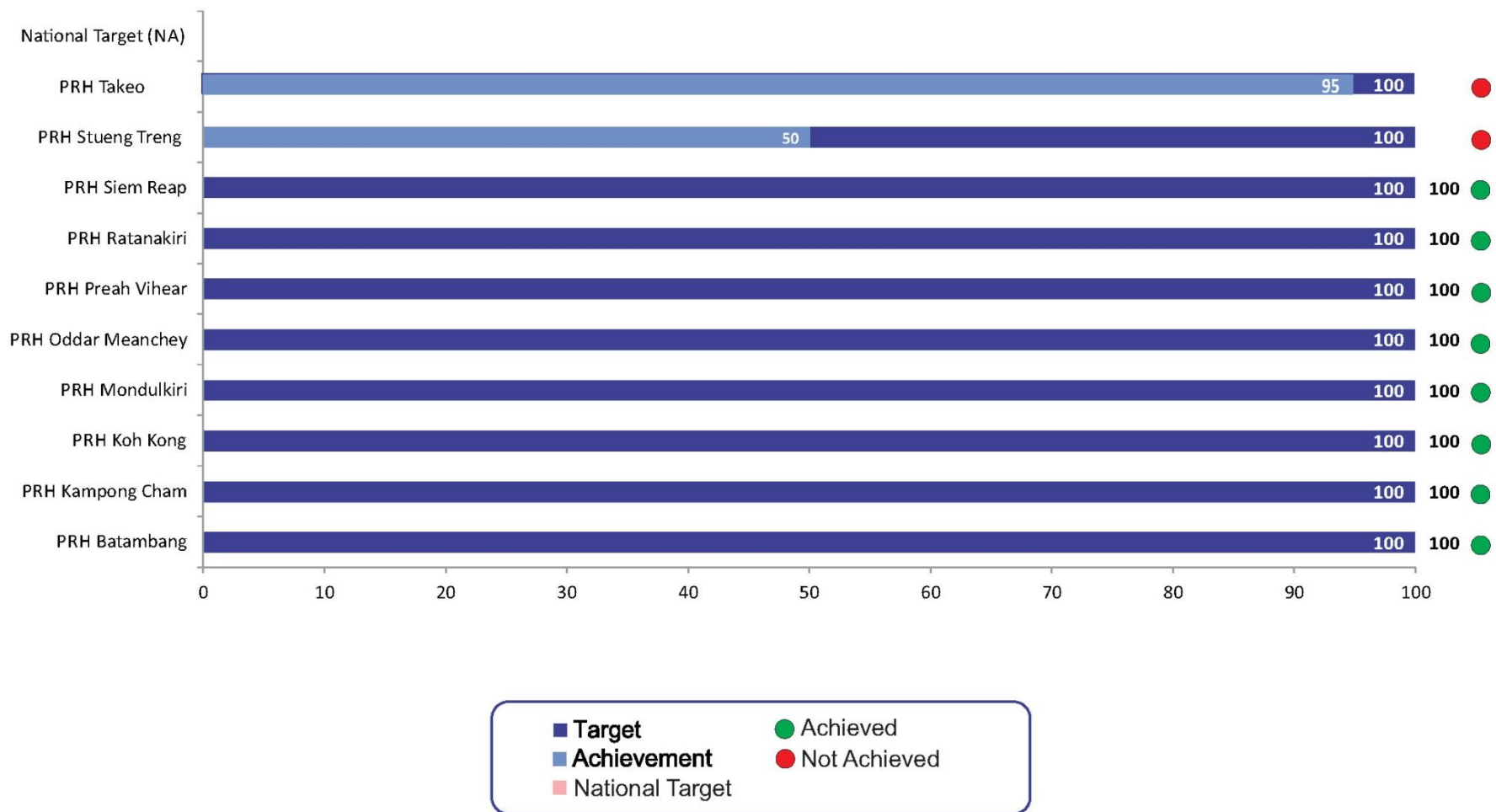
### Malaria Case Fatality Rate



### Dengue Case Fatality Rate

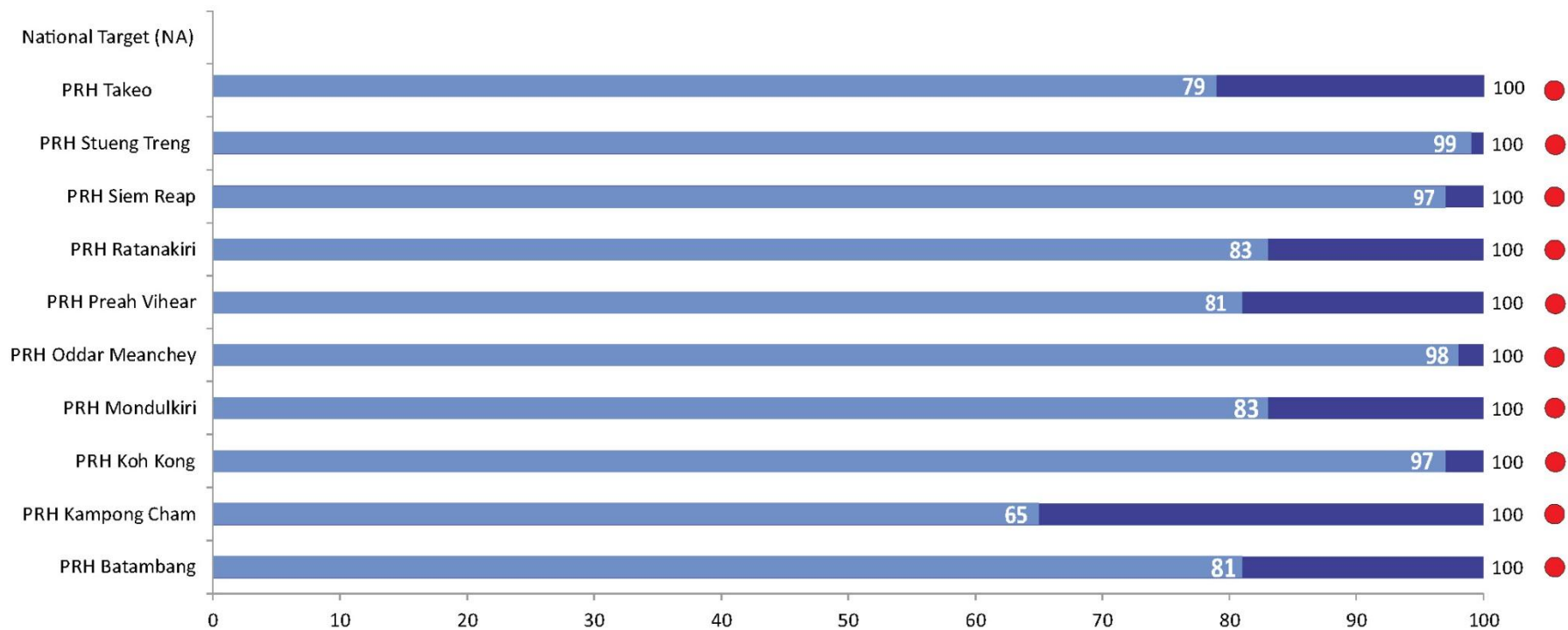


## Government PBB Expenditures



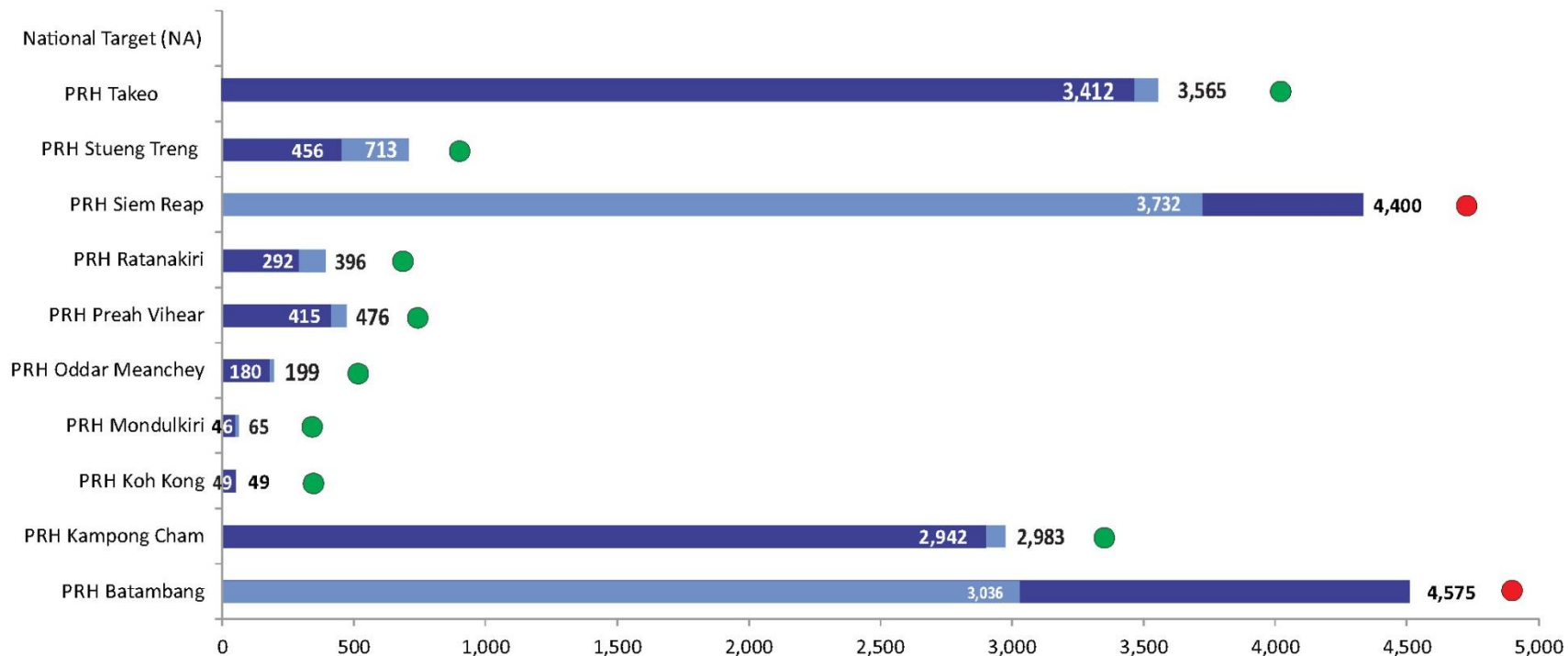


### HSSP2 - SDG Expenditures



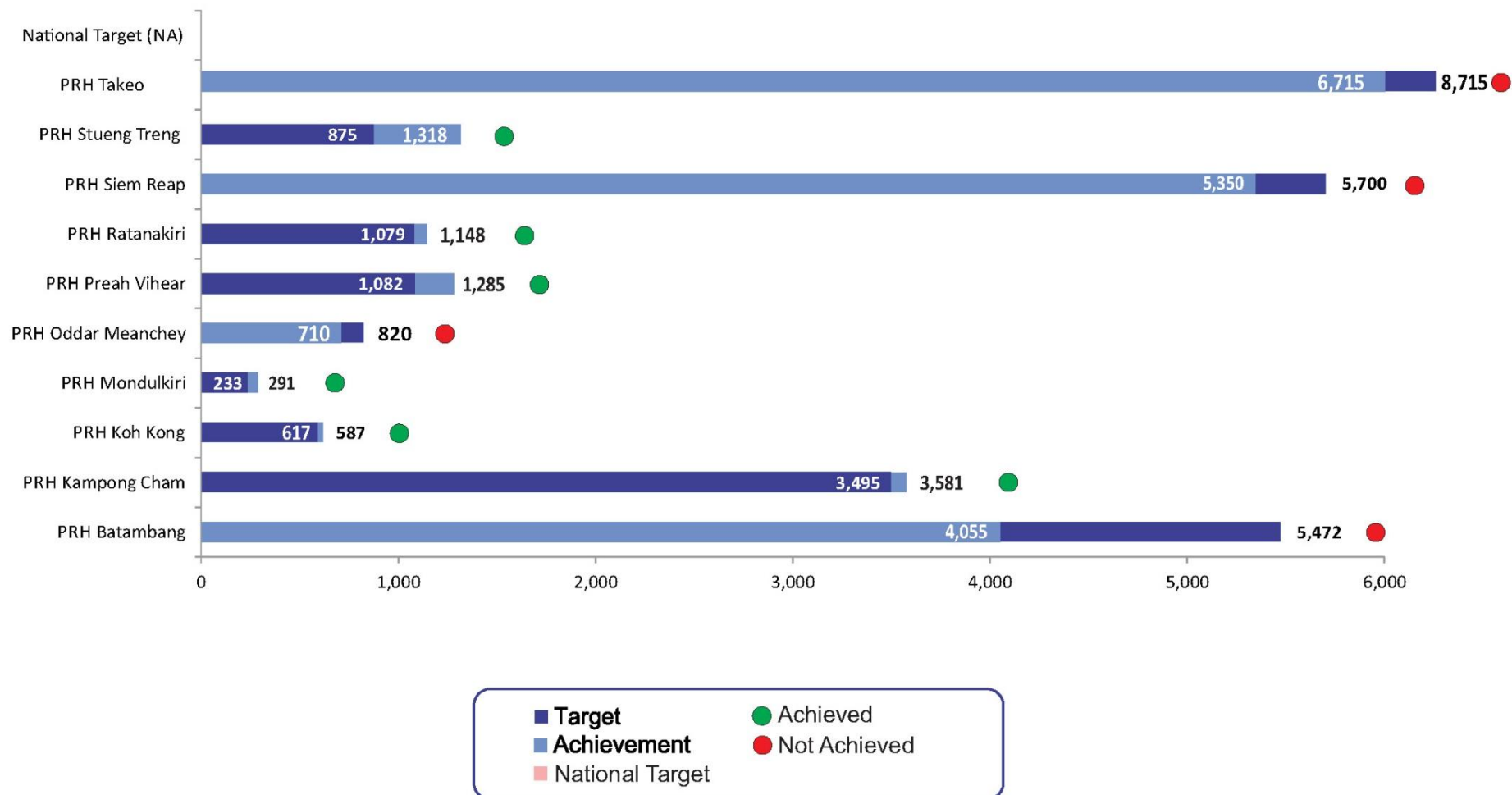
■ Target  
■ Achievement  
■ National Target  
● Achieved  
● Not Achieved

### Number of Major Surgeries

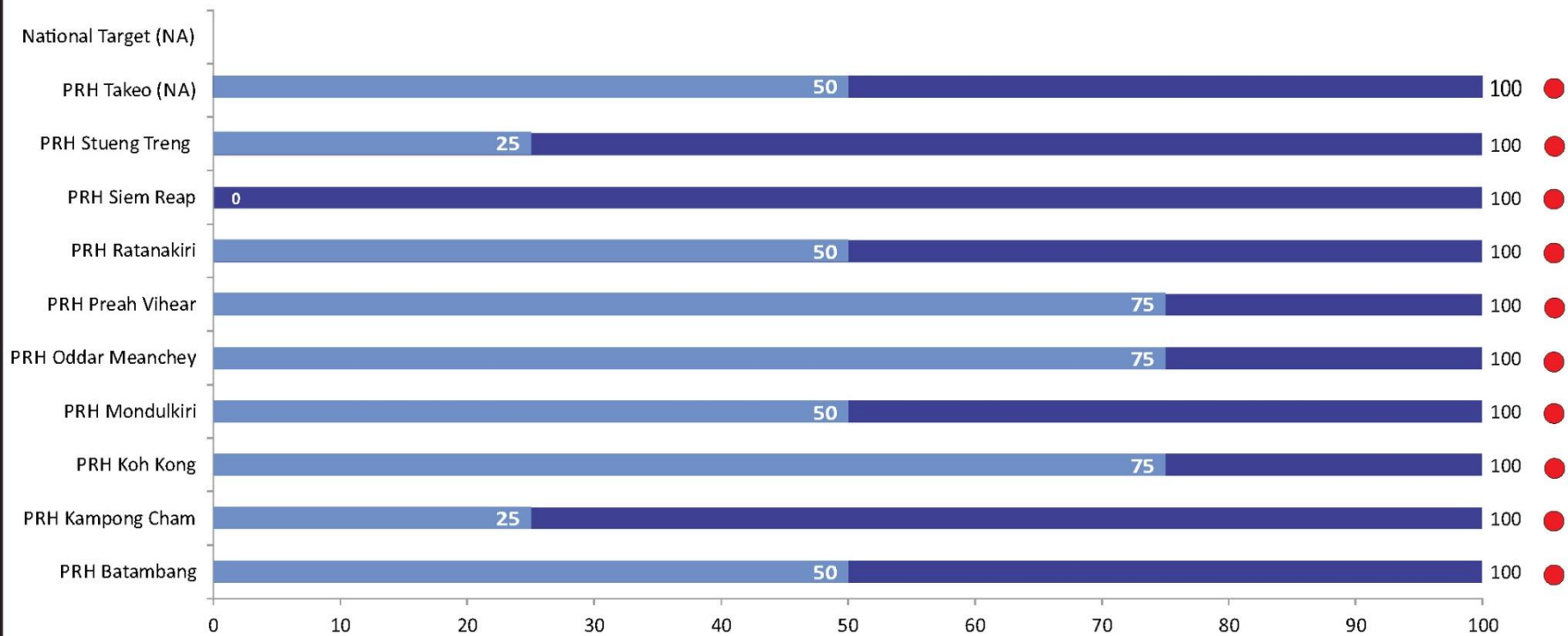


■ Target      ● Achieved  
■ Achievement      ● Not Achieved  
■ National Target

## Number of Total Surgeries

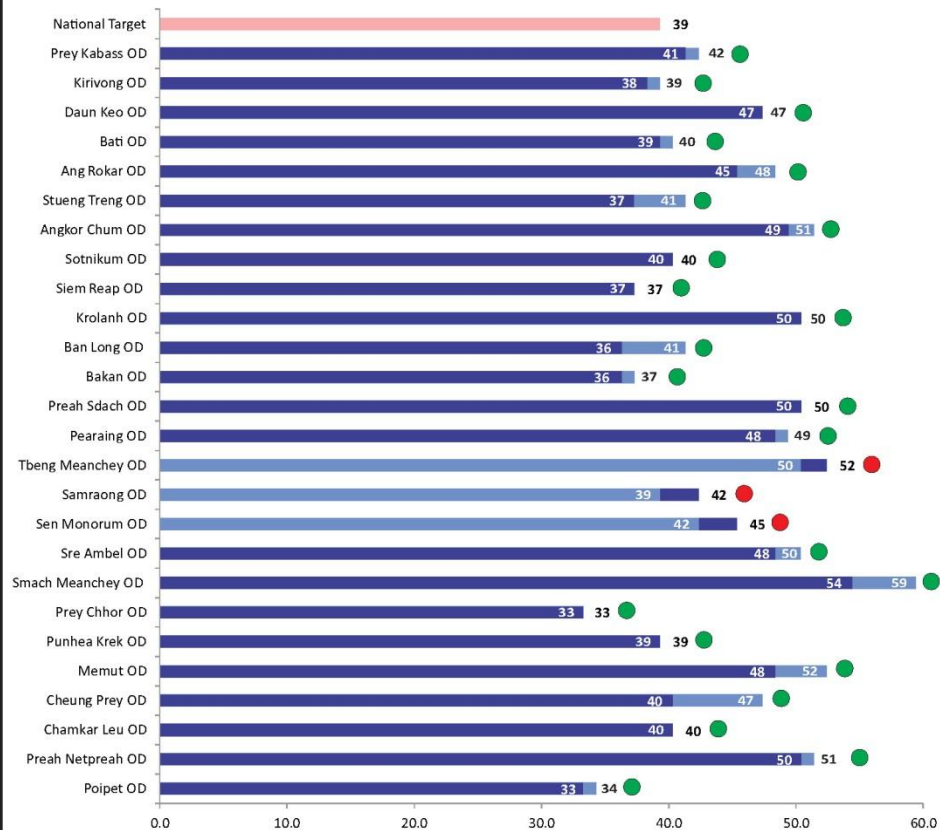


### Timely SOA Reporting

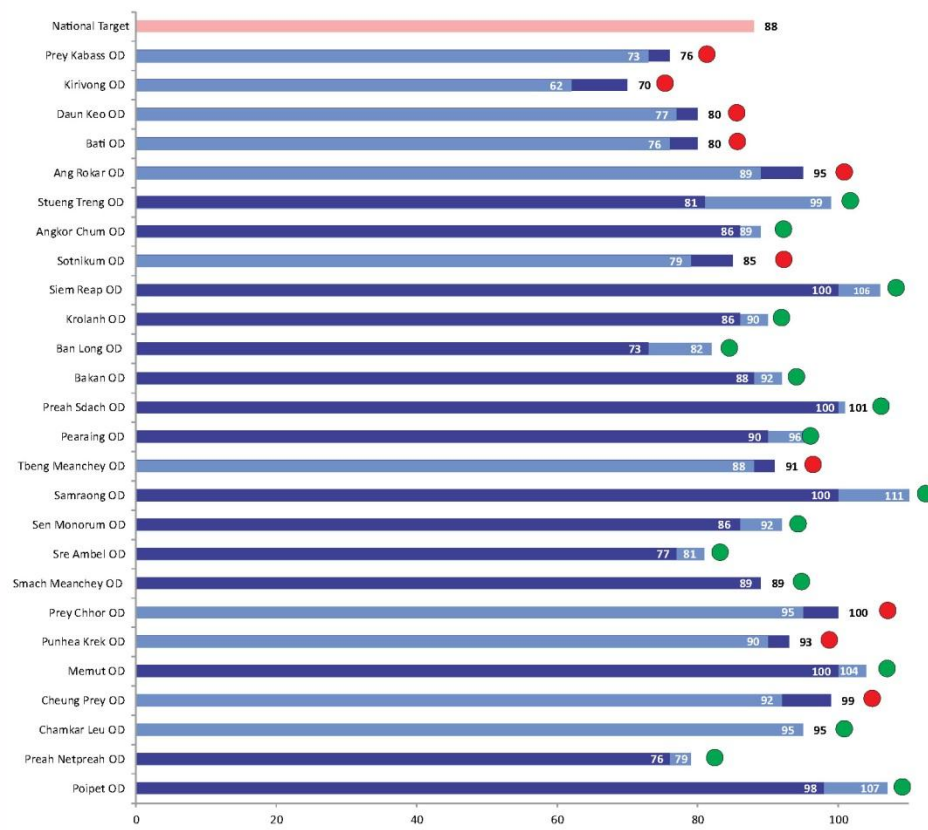


■ Target  
■ Achievement  
■ National Target  
● Achieved  
● Not Achieved

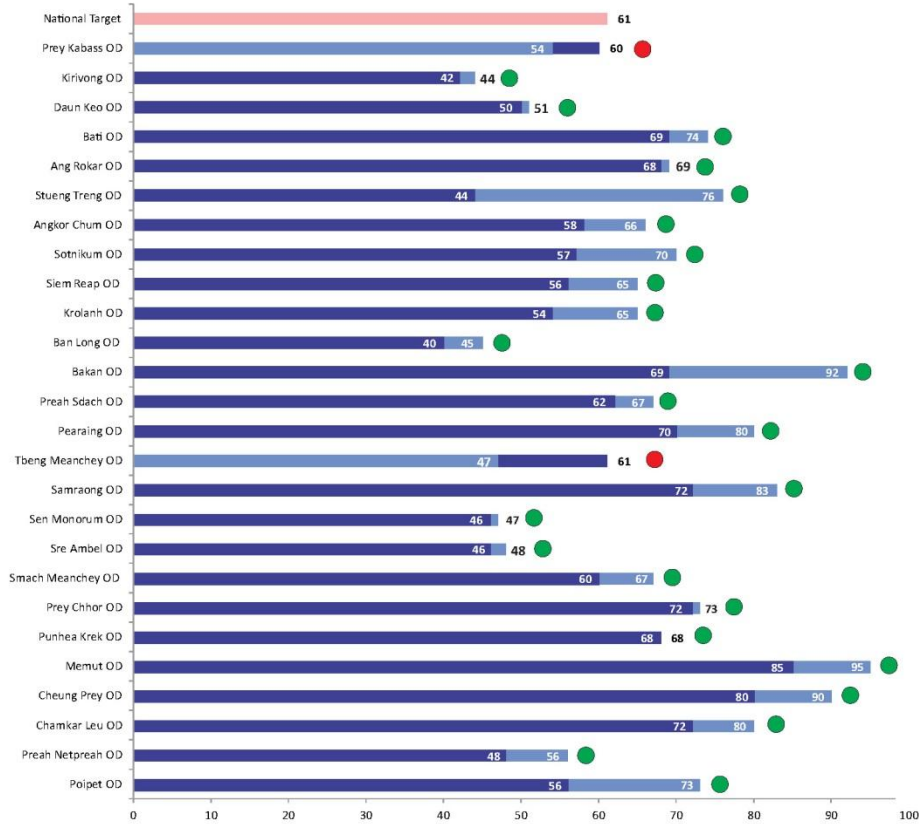
Modern Contraceptive Method Use



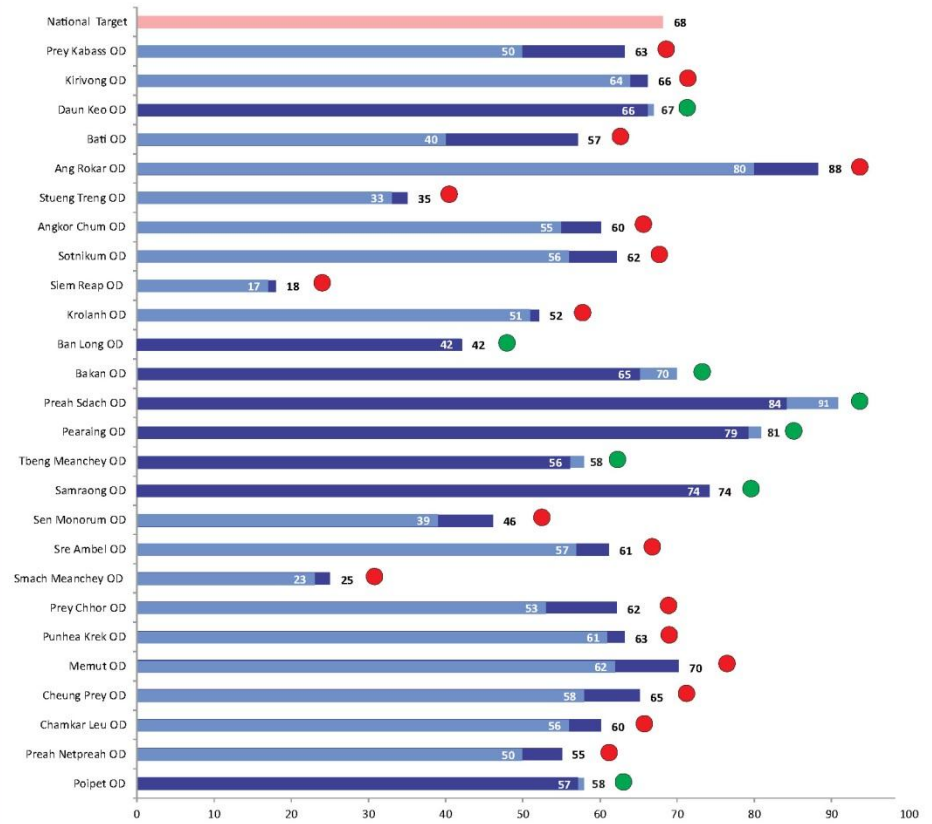
Antenatal Care Visits 2



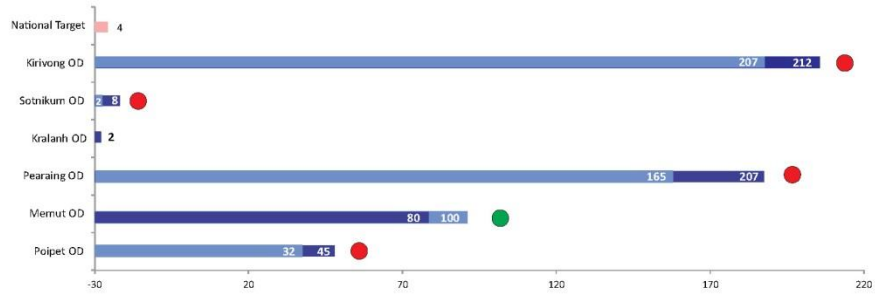
Antenatal Care Visits 4



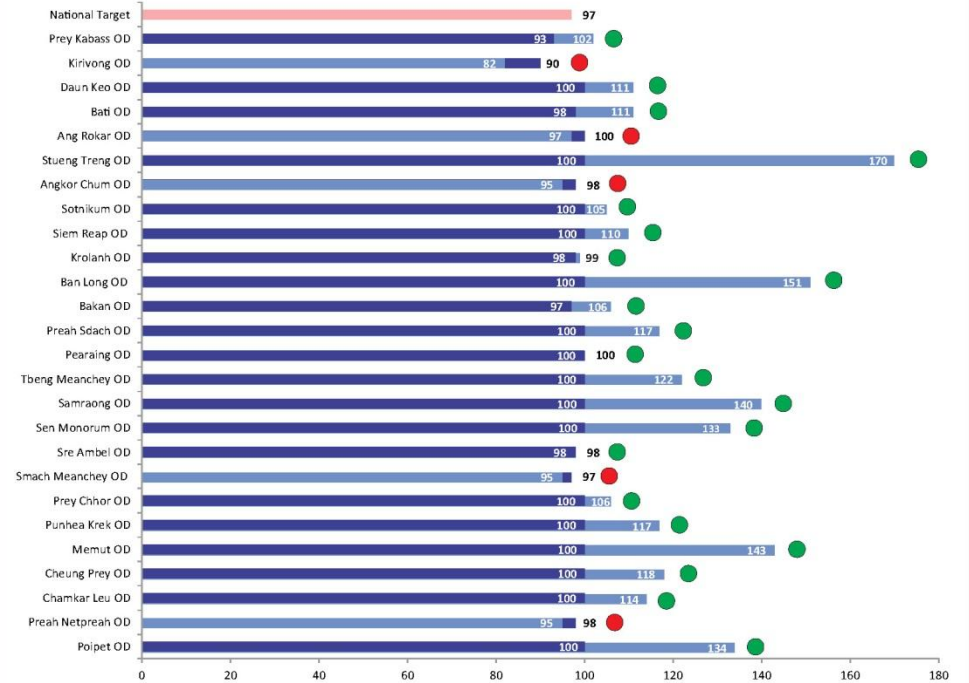
Deliveries at Health Facilities



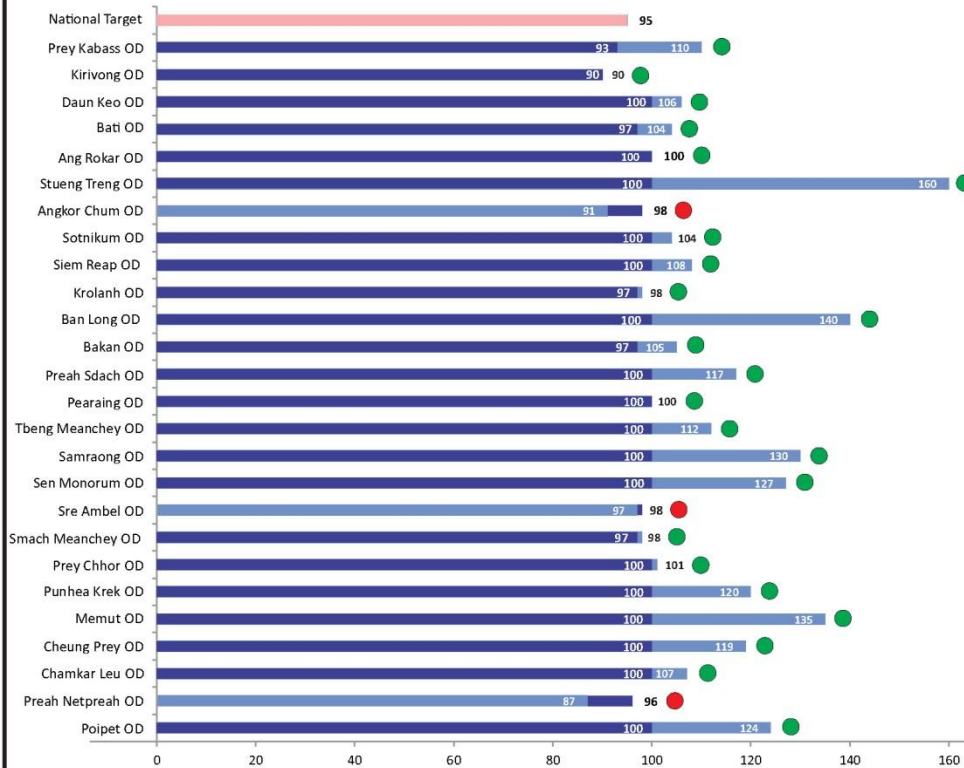
C-Sections



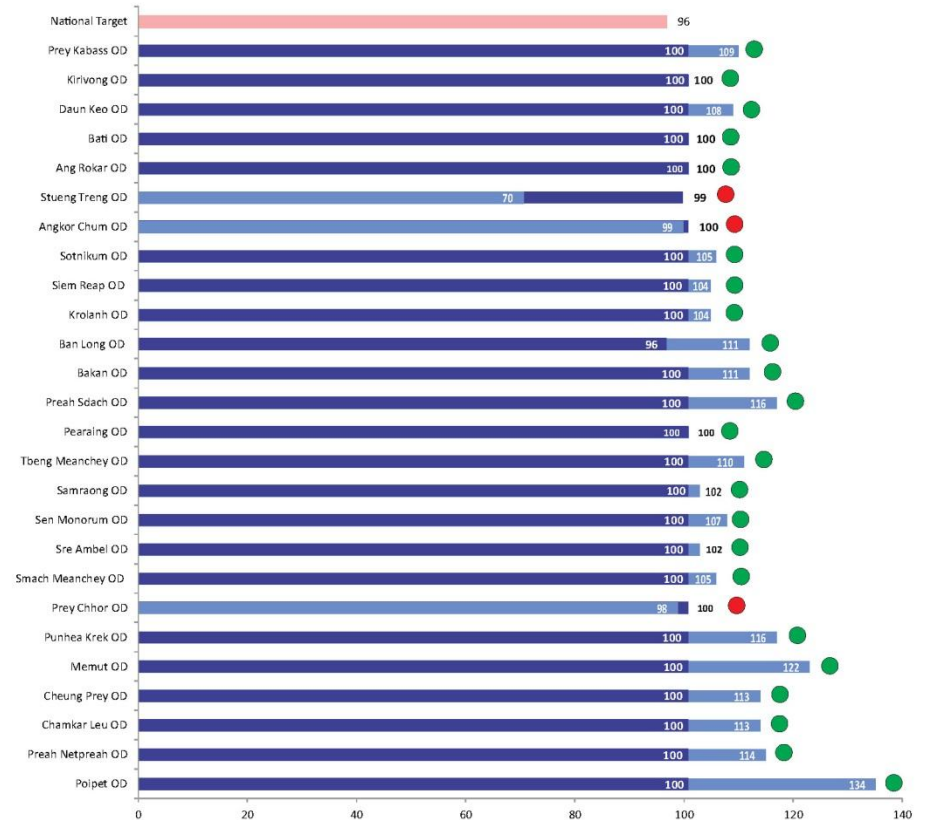
DPT-HepB3 Vaccinations, Under 1 Year



Measles Vaccination, Under 1 Year

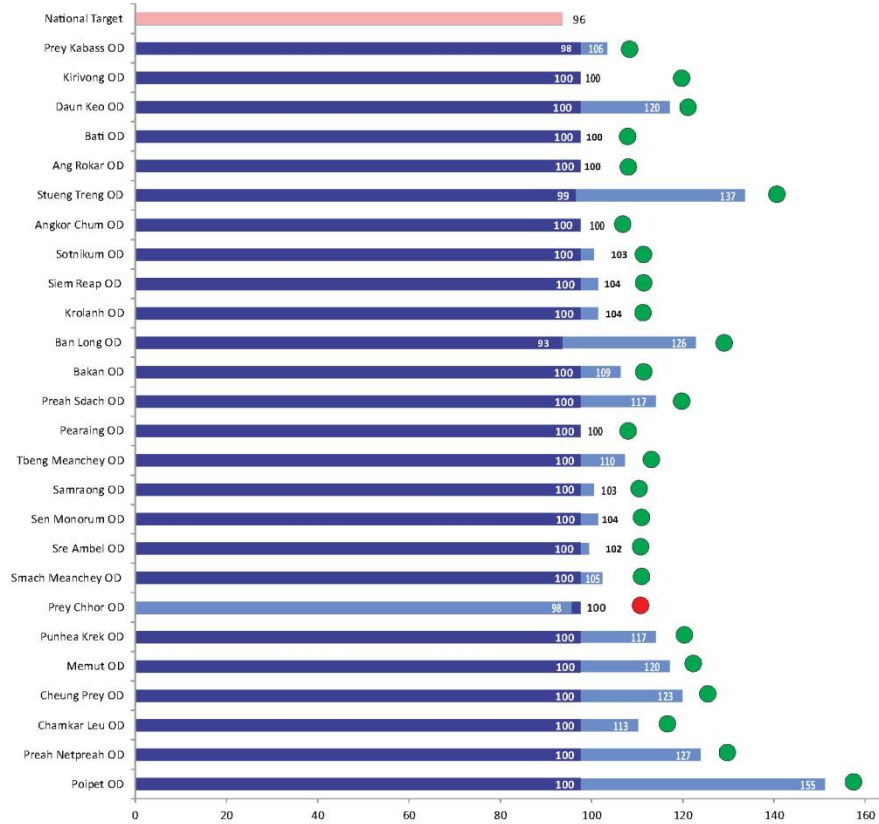


Vitamin A, 6-59 mos

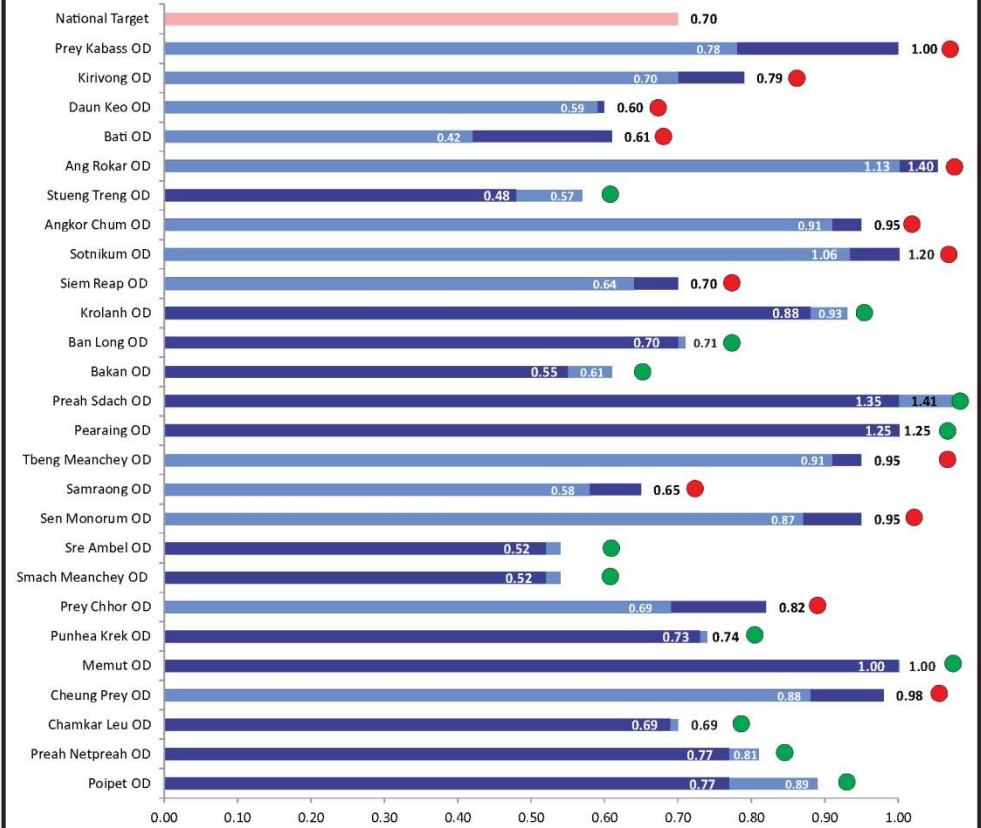




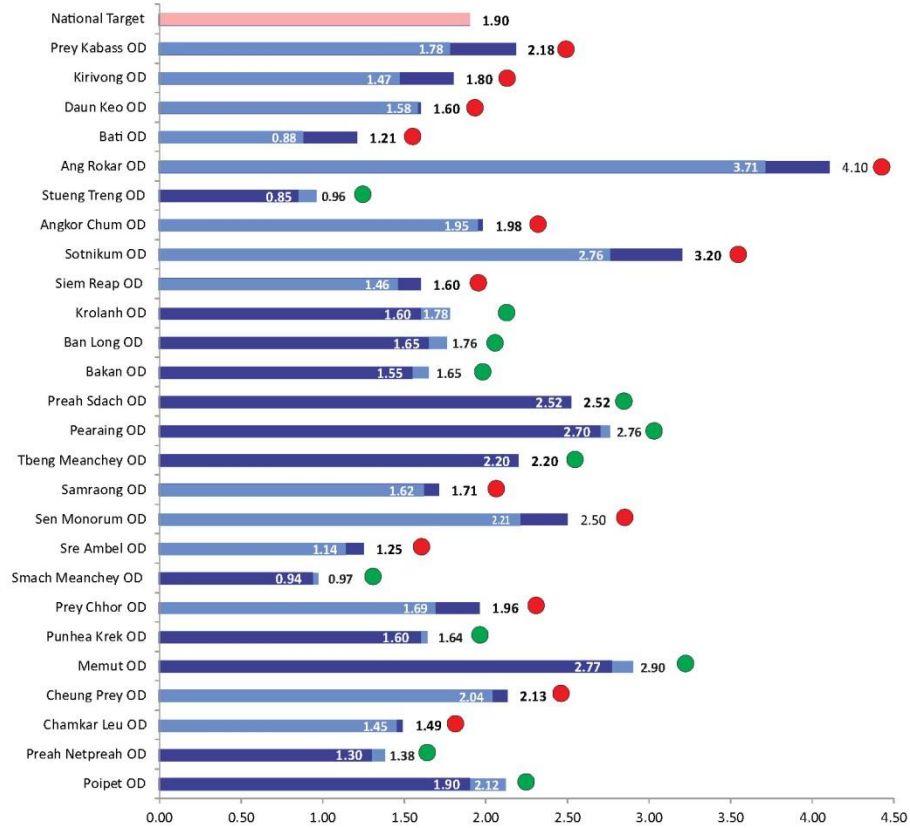
Mebendazole, 12-59 mos



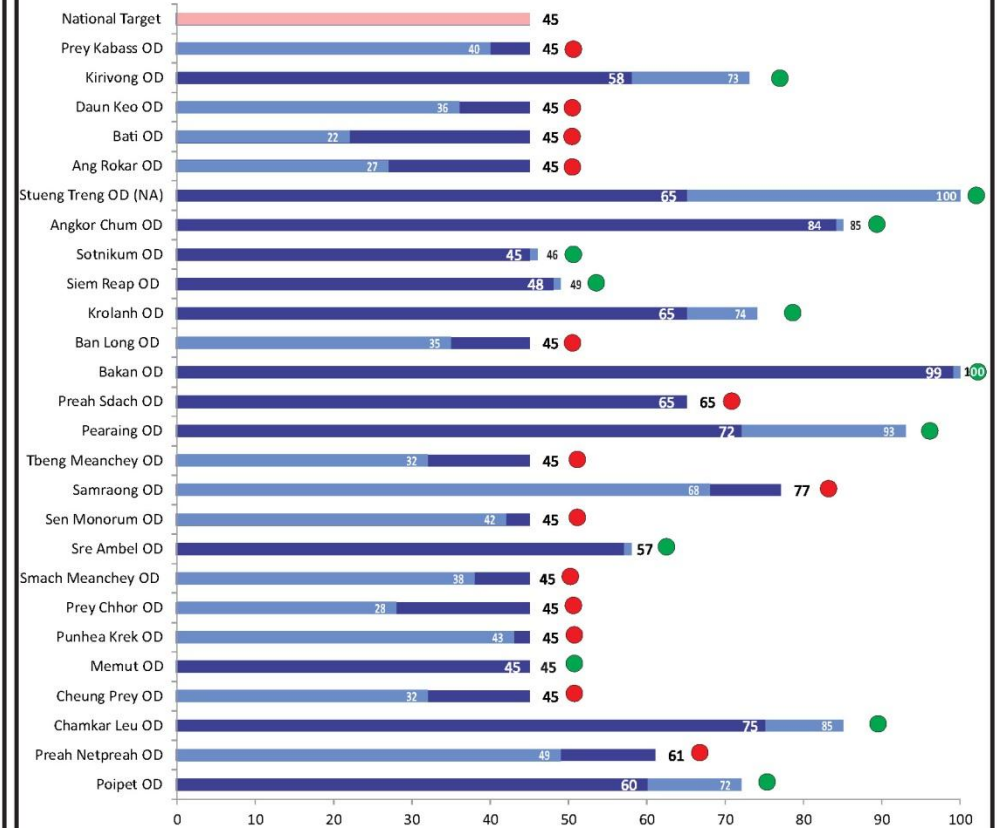
OPD New Cases All Ages



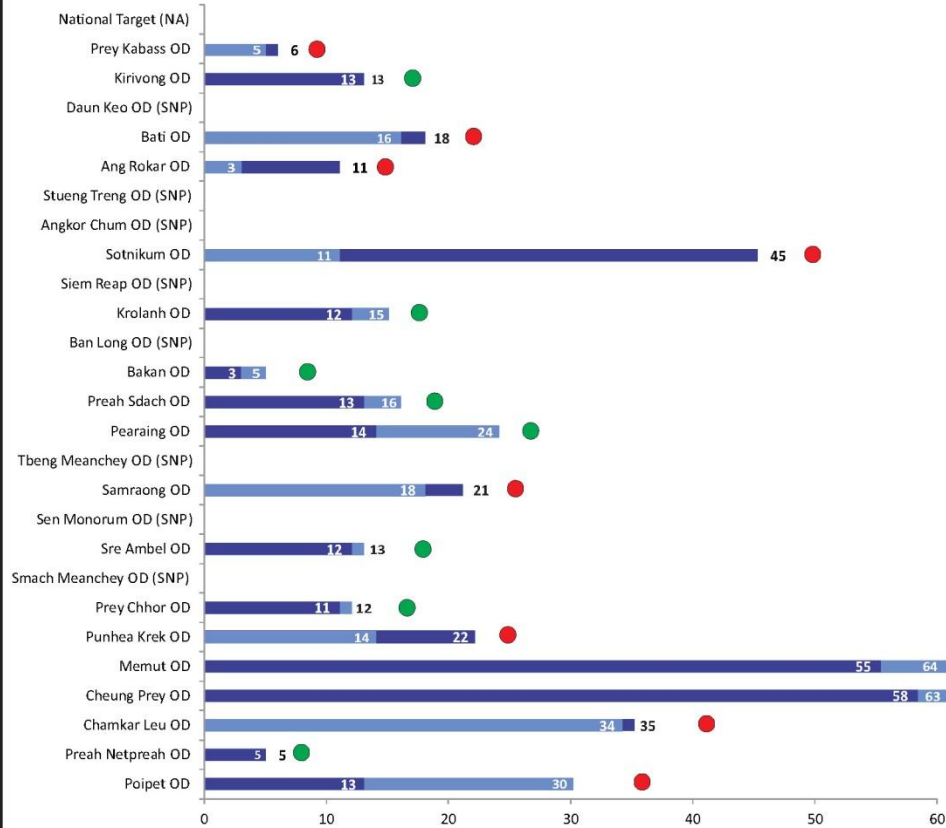
OPD New Cases Under 5 Years



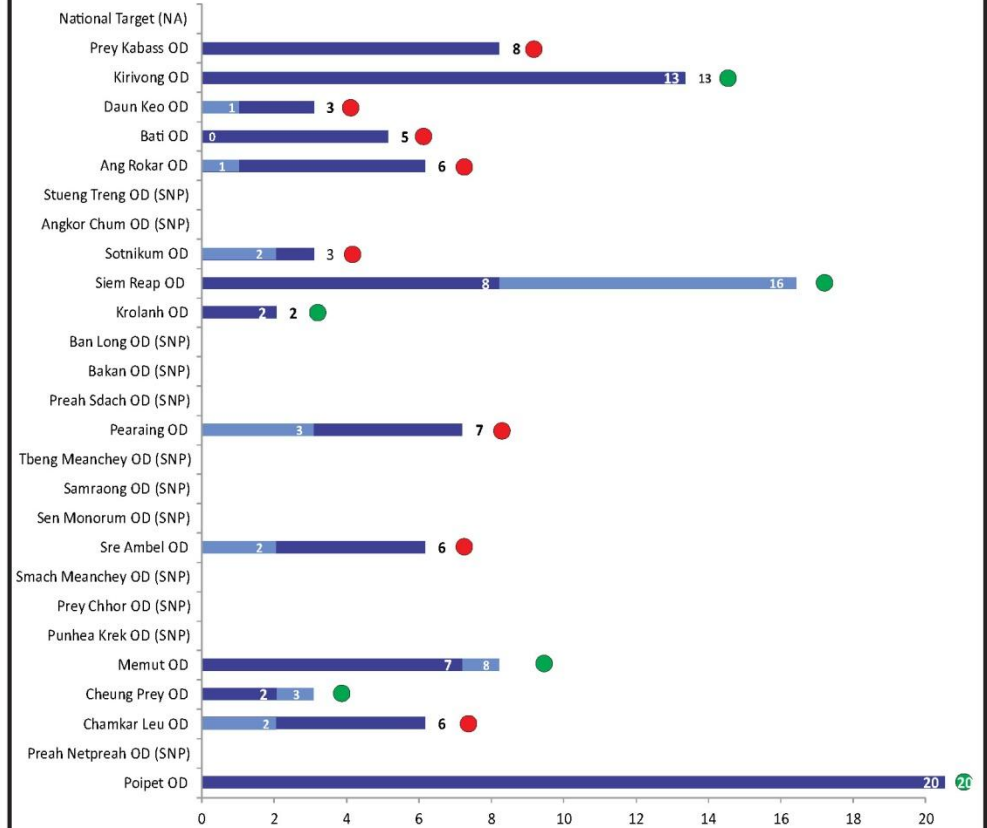
OPD Children Under 5 Years Receiving IMCI Services



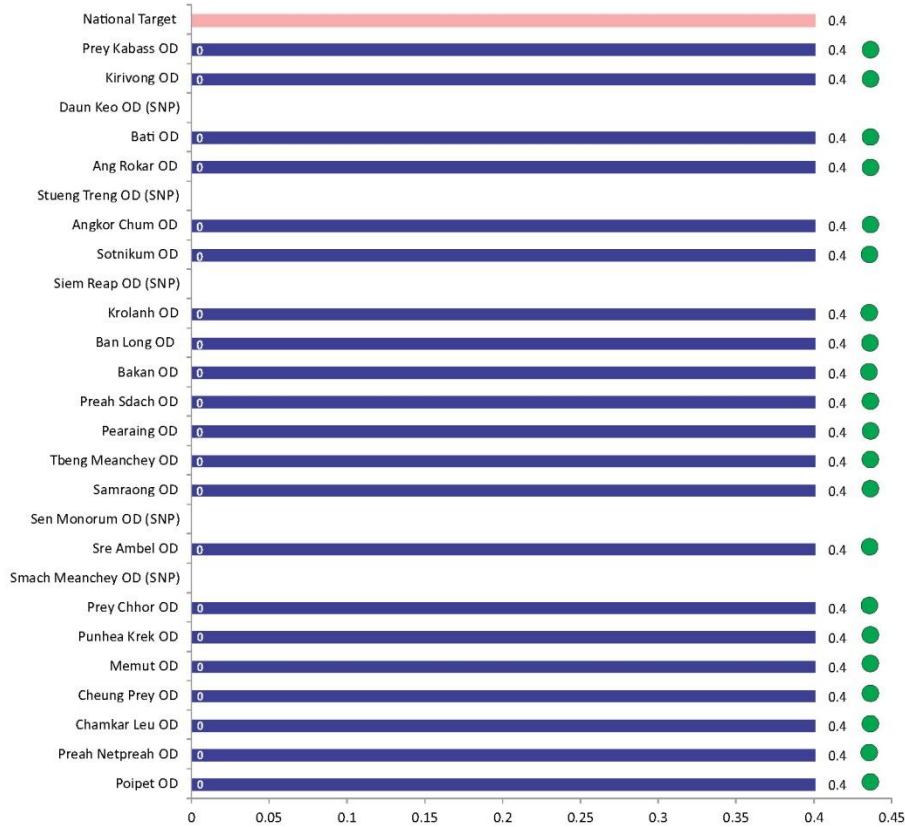
Number of IPD Discharges Under 5 Years Treated for Acute Malnutrition



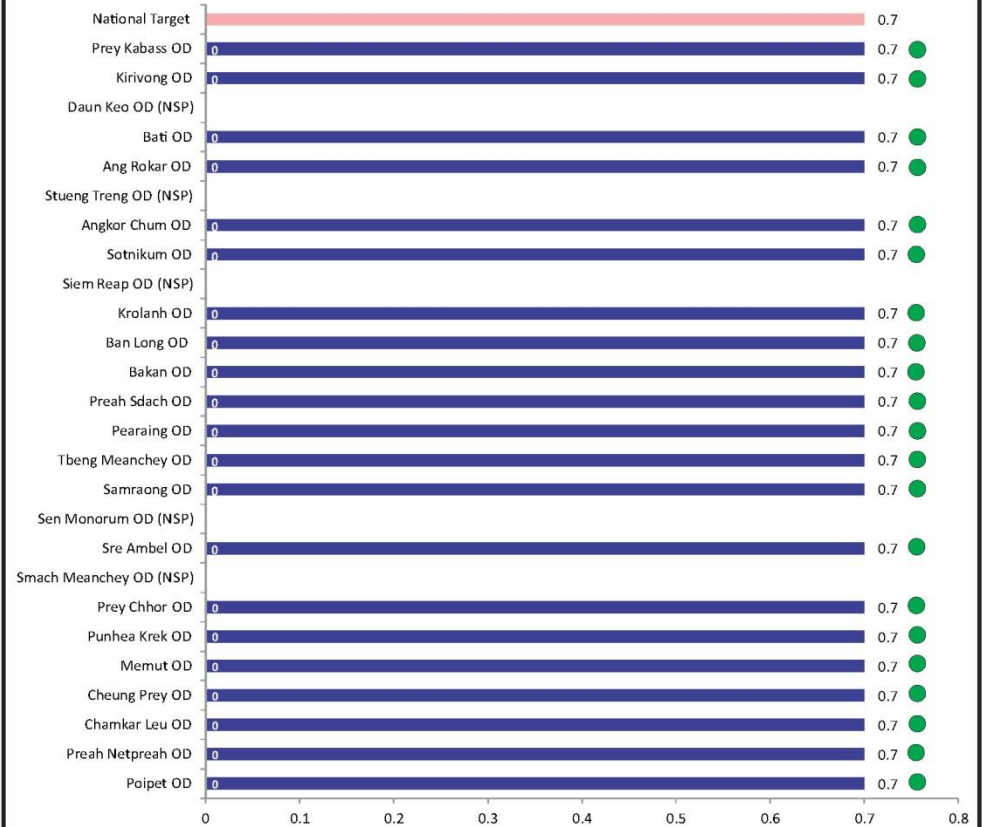
Number of ART for Prevention of Mother To Child Transmission of HIV



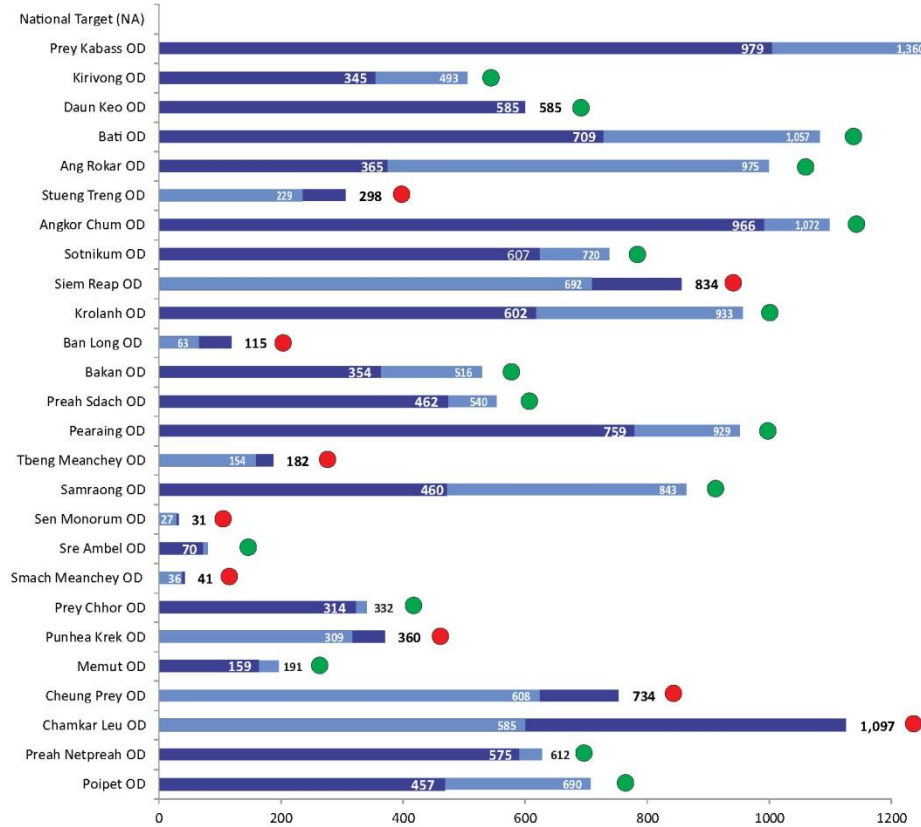
Severe Malaria Case Fatality Rate



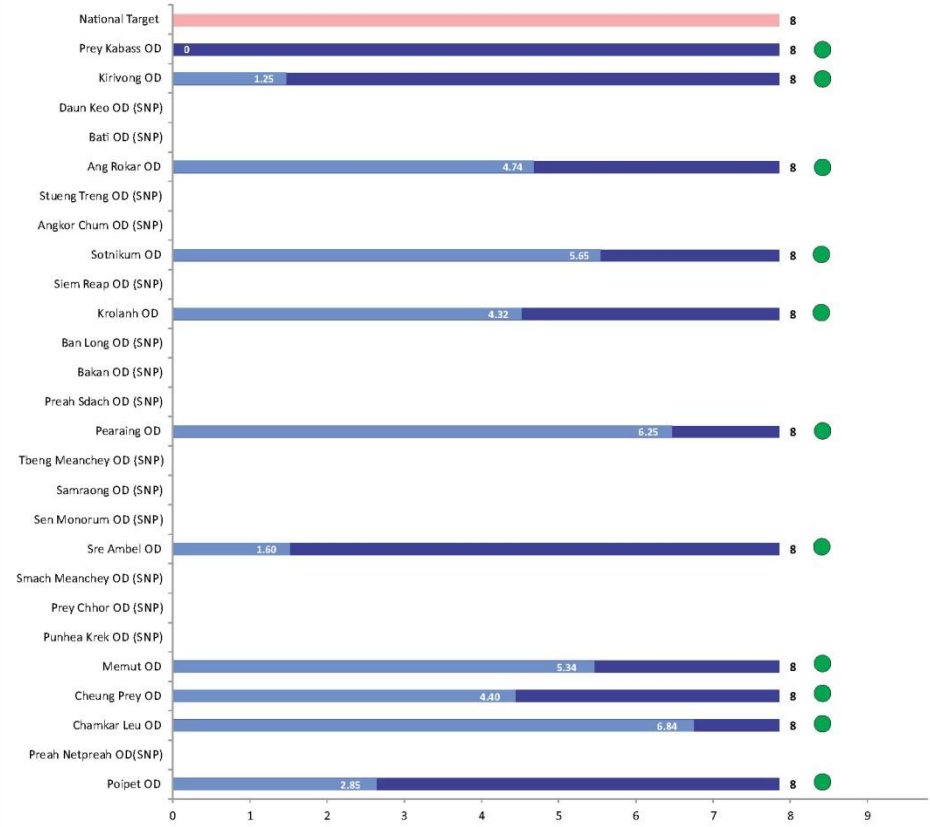
Dengue Case Fatality Rate



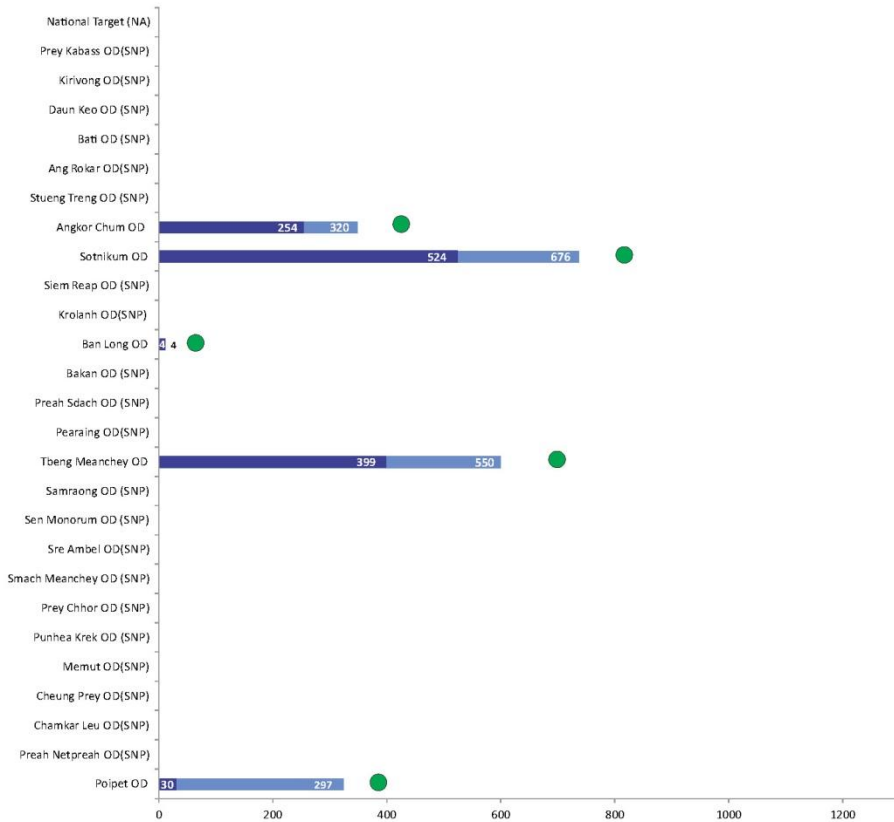
Number of All Forms TB Cases Notified



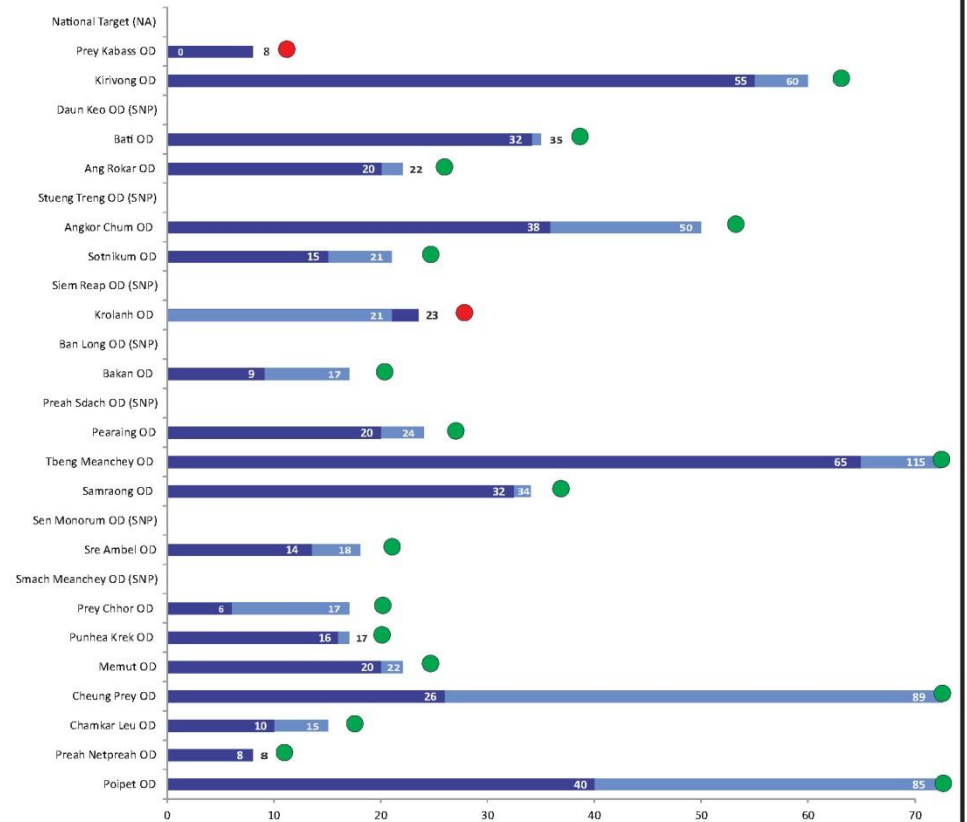
ART Lost to Follow Up



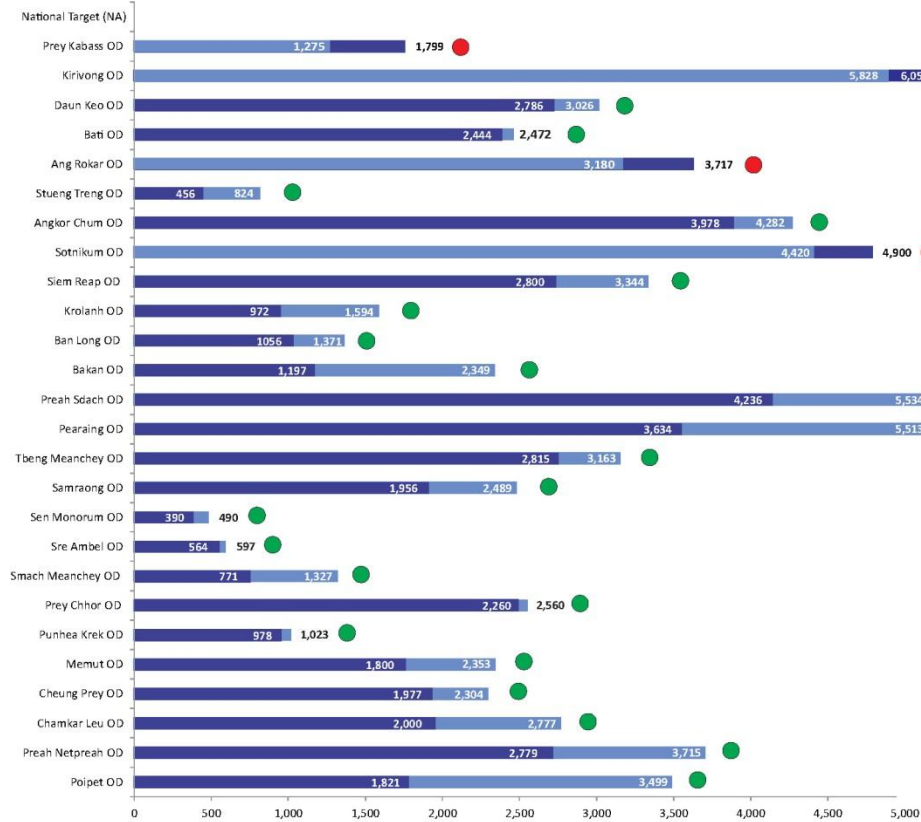
Number of Diabetes OPD



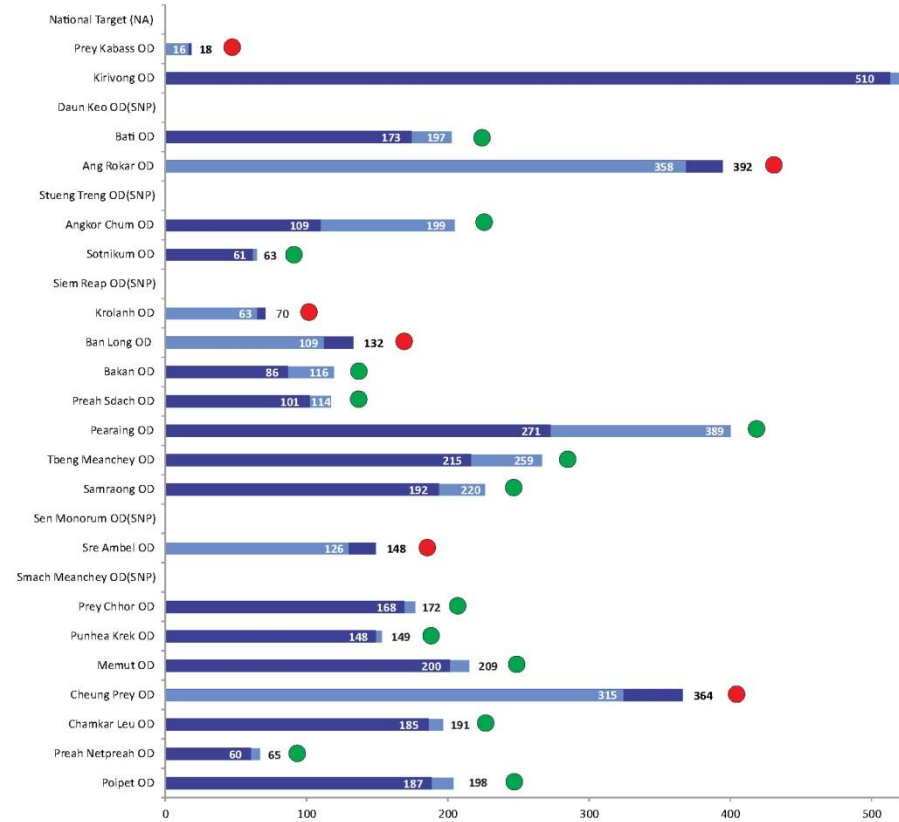
Number of Diabetes IPD



Number of HBP OPD



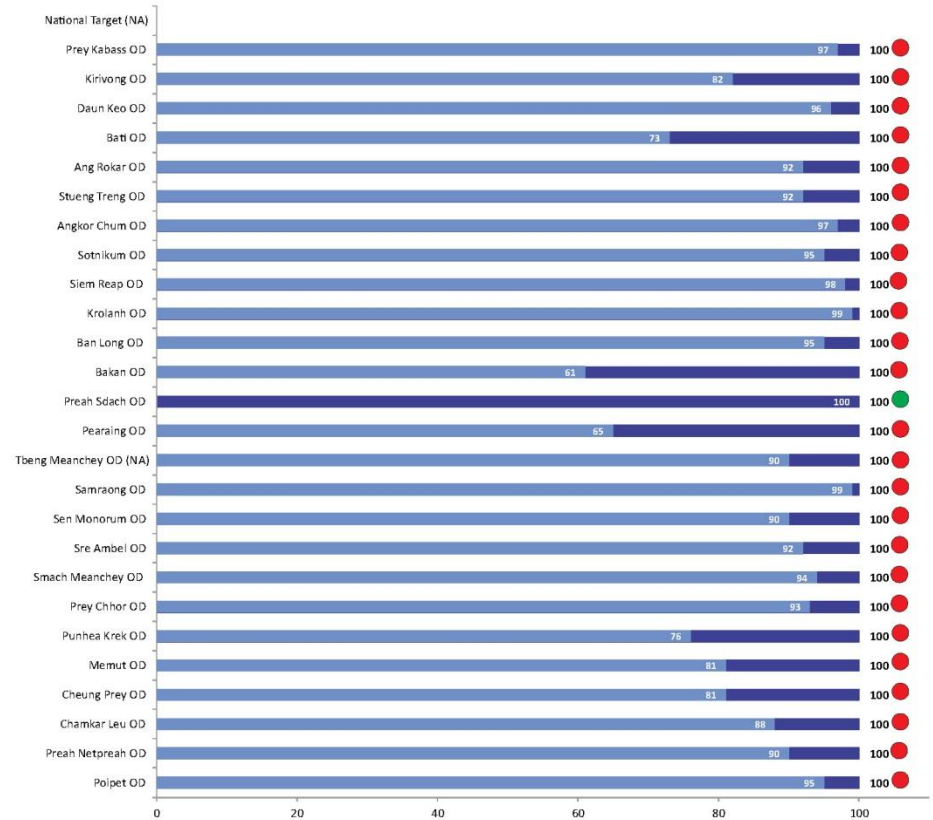
Number of HBP IPD



Government PBB Expenditures

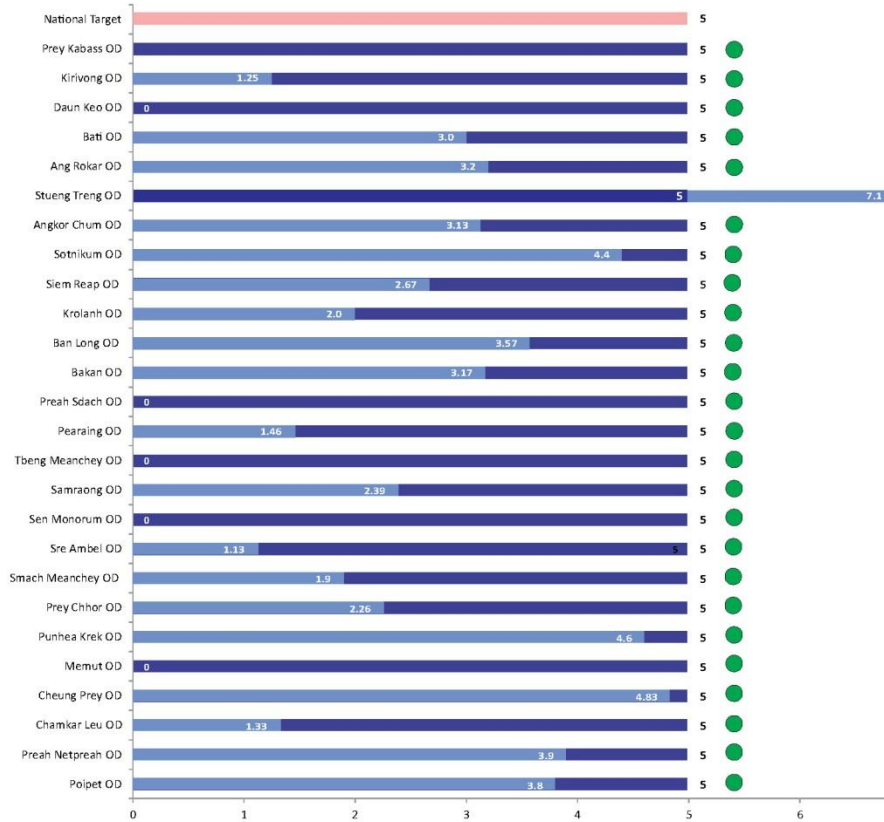


HSSP2 SDG Expenditures





Drugs Out of Stock



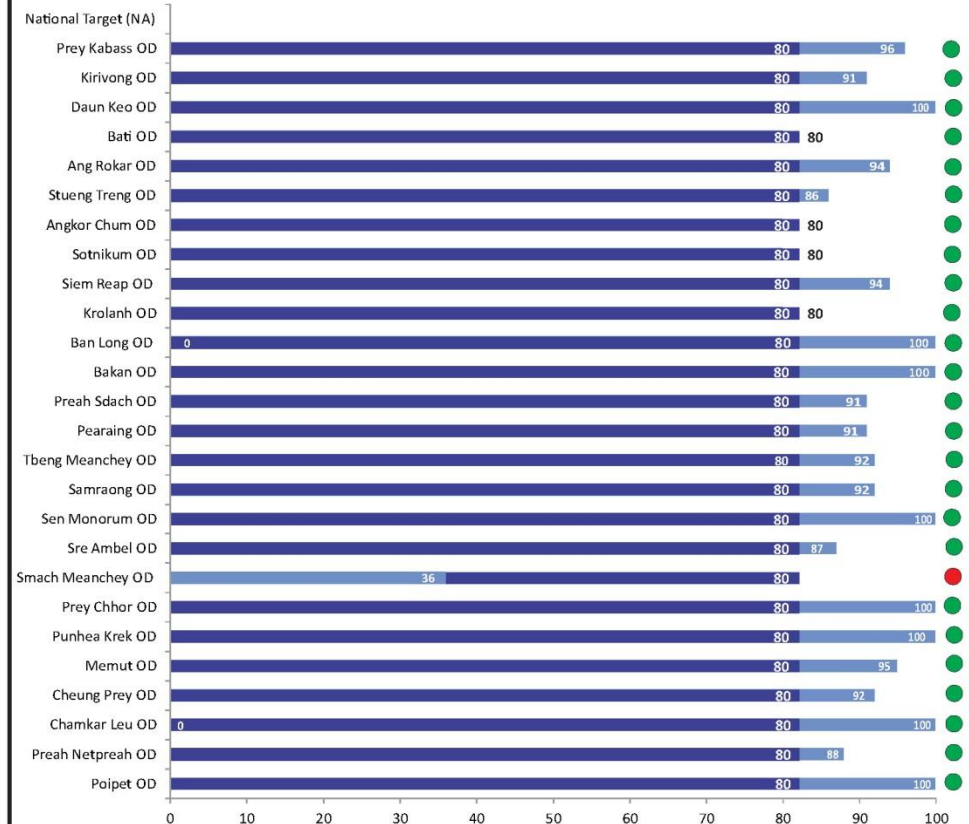
Number of HCMCs Functioning



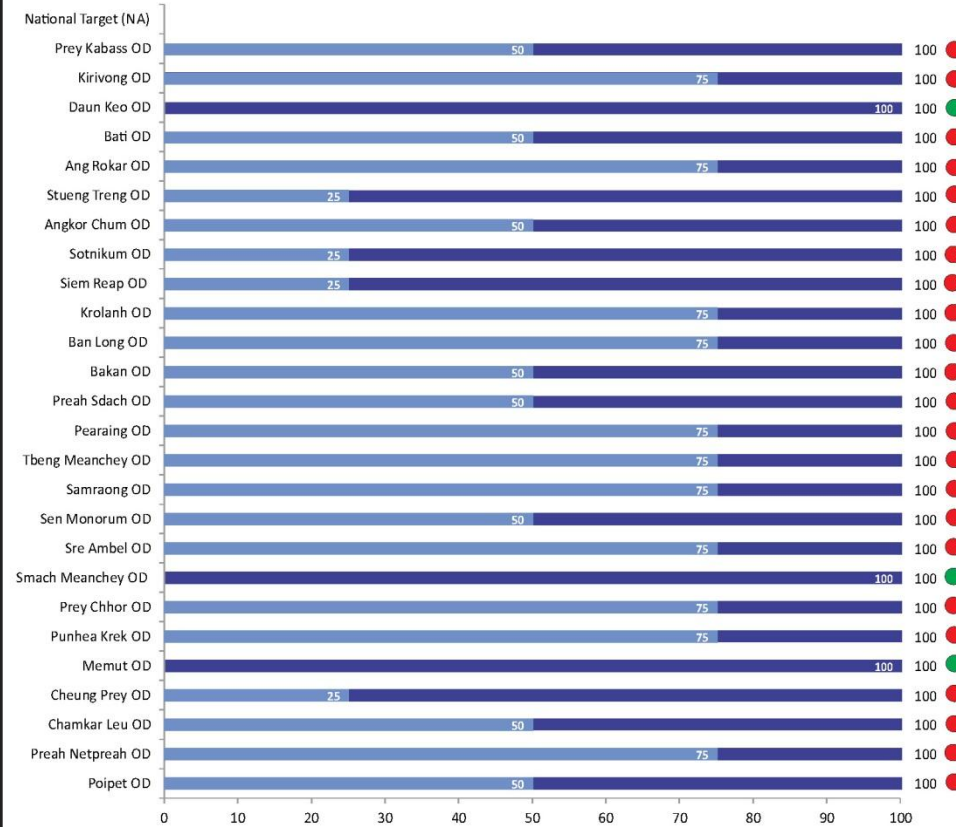
Number of HCMC Meetings



Members Present for HCMC Meetings



Timely Quarterly SOA Reporting



**TABLE OF SDG ALLOCATION**

Province	PRH/OD SOA	Contract Population 2014	Contract MOH-PHD	Contract PHD with PRH or OD	SDG Implementation Date	SDG 12 months contract budget	Advance Payment for 2 quarters Date Released
<b>Kampong Cham</b>			30-Jan-14				Pools Fund GCF
	Kg. Cham PRH	1,812,642		24-Dec-13	1-Jan-10	165,000	20-Feb-14 20-Feb-14
	Chamkar Leu-Stueng Trang	234,098		24-Dec-13	1-Jan-10	200,000	20-Feb-14 20-Feb-14
	Choeung Prey-Batheay	201,457		24-Dec-13	1-Jan-10	237,500	20-Feb-14 20-Feb-14
	Memut	137,682		18-Dec-13	1-Jul-09	177,793	20-Feb-14 20-Feb-14
	Ponhea Krek-Dambae	216,045		24-Dec-13	1-Jul-09	254,600	20-Feb-14 20-Feb-14
	Prey Chhor-Kang Meas	195,319		24-Dec-13	1-Jan-10	243,600	20-Feb-14 20-Feb-14
						<b>1,278,493</b>	
<b>Koh Kong</b>			30-Jan-14				
	Koh Kong PRH	121,673		27-Dec-13	1-Aug-09	73,058	25-Feb-14 25-Feb-14
	Smach Meanchey	59,624		27-Dec-13	1-Aug-09	109,586	25-Feb-14 25-Feb-14
	Sre Ambel	62,049		27-Dec-13	1-Aug-09	201,160	25-Feb-14 25-Feb-14
						<b>383,804</b>	
<b>Mondul Kiri</b>			30-Jan-14				
	Mondulkiri PRH	68,779		24-Dec-13	1-Oct-09	91,378	No advance, remaining balance of last year sufficient
	Sen Monorom	68,779		26-Dec-13	1-Oct-09	185,525	17-Feb-14 17-Feb-14
						<b>276,903</b>	
<b>Preah Vihear</b>			30-Jan-14				

Province	PRH/OD SOA	Contract Population 2014	Contract MOH-PHD	Contract PHD with PRH or OD	SDG Implementation Date	SDG 12 months contract budget	Advance Payment for 2 quarters Date Released
	Preah Vihear PRH	203,102		25-Dec-13	1-Oct-09	196,034	20-Feb-14 20-Feb-14
	Tbeng Meanchey	203,102		25-Dec-13	1-Oct-09	416,573	20-Feb-14 20-Feb-14
						<b>612,607</b>	
<b>Prey Veng</b>			30-Jan-14				
	Pearaing	201,914		25-Dec-13	1-Jul-09	237,614	17-Feb-14 17-Feb-14
	Preah Sdach	119,300		25-Dec-13	1-Jul-09	140,394	17-Feb-14 17-Feb-14
						<b>378,008</b>	
<b>Ratanak Kiri</b>			30-Jan-14				
	Ratanakiri PRH	201,113		25-Dec-13	1-Aug-10	220,501	27-Feb-14 27-Feb-14
	Banlong	201,113		25-Dec-13	1-Aug-10	330,751	27-Feb-14 27-Feb-14
						<b>551,252</b>	
<b>Siem Reap</b>			30-Jan-14				
	Siem Reap PRH	989,627		27-Dec-13	1-Jan-10	182,038	20-Feb-14 20-Feb-14
	Kralanh	124,220		27-Dec-13	1-Jan-10	149,729	20-Feb-14 20-Feb-14
	Siem Reap	357,046		30-Dec-13	1-Jan-10	270,860	20-Feb-14 20-Feb-14
	Sotnikum	280,809		28-Dec-13	1-Jan-10	342,000	20-Feb-14 20-Feb-14
	Angkor Chum	227,552		2-Jan-14	1-Jan-10	257,851	20-Feb-14 20-Feb-14
						<b>1,202,478</b>	
<b>Takeo</b>			30-Jan-14				
	Ta Keo PRH	966,346		27-Dec-13	1-Jun-10	200,000	20-Feb-14 20-Feb-14

Province	PRH/OD SOA	Contract Population 2014	Contract MOH-PHD	Contract PHD with PRH or OD	SDG Implementation Date	SDG 12 months contract budget	Advance Payment for 2 quarters Date Released
	Ang Rokar	141,989		27-Dec-13	1-Jul-09	159,849	20-Feb-14 20-Feb-14
	Bati	202,612		27-Dec-13	1-Jun-10	246,723	20-Feb-14 20-Feb-14
	Daun Keo	223,535		27-Dec-13	1-Jun-10	217,758	20-Feb-14 20-Feb-14
	Kirivong	233,583		27-Dec-13	1-Jul-09	262,801	20-Feb-14 20-Feb-14
	Prey Kabass	164,627		27-Dec-13	1-Jun-10	200,467	20-Feb-14 20-Feb-14
						<b>1,287,598</b>	
	<b>Otdar Meanchey</b>		30-Jan-14				
	Otdar Meanchey PRH	231,387		25-Dec-13	1-Jan-10	110,200	No advance, remaining balance of last year sufficient
	Samraong	231,387		25-Dec-13	1-Jan-10	440,800	25-Feb-14 25-Feb-14
						<b>551,000</b>	
	<b>Bateay Meanchey</b>		30-Jan-14				
	Poipet	198,729		11-Dec-13	1-Jan-14	244,728	28-Feb-14 28-Feb-14
	Preah Net Preah	146,679		11-Dec-13	1-Jan-14	181,729	25-Feb-14 25-Feb-14
						<b>426,457</b>	
	<b>Battambang</b>		30-Jan-14				
	Battambang PRH	1,175,816		13-Dec-13	1-Jan-14	203,500	4-Mar-14 4-Mar-14
						<b>203,500</b>	
	<b>Pursat</b>		30-Jan-14				
	Bankan	131,557		13-Dec-13	1-Jan-14	174,459	17-Feb-14 17-Feb-14

Province	PRH/OD SOA	Contract Population 2014	Contract MOH-PHD	Contract PHD with PRH or OD	SDG Implementation Date	SDG 12 months contract budget	Advance Payment for 2 quarters Date Released
						<b>174,459</b>	
<b>Stung Treng</b>			30-Jan-14				
	Stung Treng PRH	128,057		20-Dec-13	1-Jan-14	111,093	28-Feb-14 28-Feb-14
	Stung Treng	128,057		20-Dec-13	1-Jan-14	206,315	28-Feb-14 28-Feb-14
<b>36 SOAs</b>			<b>13 contracts</b>			<b>317,408</b>	
<b>Total</b>						<b>7,643,967</b>	

# ANNEX E. STAFF DEPLOYMENT

		Administration Official Cadre for 2014																													
	Institution	Total	Percentage (%)	Professional Categories																											
				Specialist Doctor	Medical Doctor	Medical Assistant	Ph.D of Pharmacist	Pharmacist	Pharmacist Assistant	Primary Pharmacist	Dentist Doctor	Dentist Assistant	Dental Nurse	Primary Dentist	Bachelor Nurse	Secondary Nurse	Primary Nurse	Bachelor Midwife	Secondary Midwife	Primary Midwife	Secondary Lab Technician	Primary Lab Technician	Bachelor Physiotherapist	Physiotherapist	X-Ray Technician	Non-Health Professional Official	IT	Accountant	Others		
1. Central + Municipality		4626	22.06	303	890	321	6	232	44	11	111	16	0	0	20	1316	157	25	386	30	231	13	1	60	10	126	64	72	181		
	MoH	469	2.24	3	128	37	1	77	9	0	16	2	0	0	3	36	5	0	9	0	2	0	0	0	0	60	24	15	42		
	1 Leader Level	4	0.02		4																										
	2 Cabinet	4	0.02																1							1			2		
	3 AD	27	0.13	2	5	4		2								1	1		2							4	2		4		
	4 DBF	62	0.30		2	3		2	1							3	1		3							19	3	10	15		
	5 CDC	65	0.31		23	7		1								27											3		4		
	6 DDF	76	0.36			1	1	57	3																	7	3		4		
	7 DPHI	32	0.15		16	3										1	1									7	2		2		
	8 HSD	46	0.22	1	26	5		8	2		2				1				1												
	9 HRD	20	0.10		7	6		1			1				1	1			1								2				
	10 IAD	19	0.09		6			1			2															10					
	11 DIC	20	0.10		10				2							1										3	1		3		
	12 PD	26	0.12		5	2			1							1	1				2					3	4	3	4		
	13 PMD	23	0.11		10	1					7	1				1	1										1		1		
	14 Depart. Of Mental Health	4	0.02		1										1				1										1		
	15 LD	14	0.07		2	1		2			2	1														3	2		1		
	16 DG/Administration & Finance	4	0.02		2			1																			1				
	17 DG/Technical Health	10	0.05		4	3					1																		2		
	18 DG/Inspections	13	0.06		5	1		2			1															3			1		
	National Hospital	2097	10.00	244	359	99	1	38	8	2	39	6	0	0	9	852	49	12	132	4	99	4	1	35	5	19	5	16	59		



**Administration Official Cadre for 2014**

	Institution	Total	Percentage (%)	Professional Categories																									
				Specialist Doctor	Medical Doctor	Medical Assistant	Ph.D of Pharmacist	Pharmacist	Pharmacist Assistant	Primary Pharmacist	Dentist Doctor	Dentist Assistant	Dental Nurse	Primary Dentist	Bachelor Nurse	Secondary Nurse	Primary Nurse	Bachelor Midwife	Secondary Midwife	Primary Midwife	Secondary Lab Technician	Primary Lab Technician	Bachelor Physiotherapist	Physiotherapist	X-Ray Technician	Non-Health Professional Official	IT	Accountant	Others
1	Calmete Hospital	501	2.39	101	61	16	1	6	1		2	1			1	201	5	7	38	1	29	1	1	5	3	8		1	11
2	Mittapheap Khmer-Soviet Hospital	529	2.52	58	87	33		12	4	2	11	2			3	182	17	1	57		23	3		7		1	1	6	19
3	Kunthak Bopha Hospital	156	0.74	8	13	4		2							1	104	4		4		8			2		1	1	4	
4	National Pediatric Hospital	351	1.67	29	67	10		5	2		1				3	188	7				18			6		3	1	2	9
5	Preah Angduong Hospital	171	0.82	12	42	4		3	1		17	2			1	57	7		9	1	7			1		1	1	2	3
6	Preah Kosamak Hospital	389	1.85	36	89	32		10			8	1				120	9	4	24	2	14			14	2	5	2	4	13
<b>Central Level</b>		<b>1267</b>	<b>6.04</b>	<b>49</b>	<b>287</b>	<b>84</b>	<b>4</b>	<b>94</b>	<b>22</b>	<b>4</b>	<b>35</b>	<b>2</b>	<b>0</b>	<b>0</b>	<b>6</b>	<b>227</b>	<b>24</b>	<b>7</b>	<b>116</b>	<b>2</b>	<b>111</b>	<b>6</b>	<b>0</b>	<b>19</b>	<b>2</b>	<b>45</b>	<b>28</b>	<b>23</b>	<b>70</b>
1	CMS	33	0.16		1	5		12	1								2				1					2	3	1	5
2	National TB & Leprosy Centre	173	0.82	1	49	15		8	1	2						60				1	19			6		4	3		4
3	National Centre for HIV/AIDS (NCHADS)	105	0.50	6	45	9		2	1							14	1		2		6					3	2	2	12
4	NAA	25	0.12		12	4		2								1										2		2	2
5	National Center for Health Promotion	44	0.21	2	20	10		2	1							4										4		1	
6	National Blood Bank Centre	61	0.29	1	11	1		3	3							19		1			14	1					4	1	2
7	National Malaria Centre	85	0.41	1	24	10		5	2	1						14	1				13					2	1	1	10
8	National Traditional Medication Centre	35	0.17		10	4		11	3							1	1									4	1		
9	National Institute of Public Health	85	0.41	1	23	2		6	1							4					27	2				7	3	1	8
10	Lab of Drug Quality Controlling	35	0.17					20	3							3					2					3		2	2
11	NMCH	336	1.60	26	58	19		9	4			1				64	14	4	98		12				2	10	3	3	9
12	Pasteur Institute	25	0.12		7	1		2							2	4	1				4	2						1	1
13	TSMC	88	0.42	1	5	1		2	1						4	23	2	2	16	1	8			13			3	2	4
14	UHS	137	0.65	10	22	3	4	10	1	1	35	1				16	2				5	1				4	5	6	11
<b>Phnom Penh Municipality</b>		<b>793</b>	<b>3.78</b>	<b>7</b>	<b>116</b>	<b>101</b>		<b>23</b>	<b>5</b>	<b>5</b>	<b>21</b>	<b>6</b>			<b>2</b>	<b>201</b>	<b>79</b>	<b>6</b>	<b>129</b>	<b>24</b>	<b>19</b>	<b>3</b>		<b>6</b>	<b>3</b>	<b>2</b>	<b>7</b>	<b>18</b>	<b>10</b>

**Administration Official Cadre for 2014**

Institution	Total	Percentage (%)	Specialist Doctor		Medical Doctor		Medical Assistant		Ph.D of Pharmacist		Pharmacist		Pharmacist Assistant		Primary Pharmacist		Dentist Doctor		Dentist Assistant		Dental Nurse		Primary Dentist		Bachelor Nurse		Secondary Nurse		Primary Nurse		Bachelor Midwife		Secondary Midwife		Primary Midwife		Secondary Lab Technician		Primary Lab Technician		Bachelor Physiotherapist		Physiotherapist		X-Ray Technician		Non-Health Professional Official		IT		Accountant		Others	
			1	2	3	4	5	6	7	8	9	10	11	12	13	14	15	16	17	18	19	20	21	22	23	24	25	26	27	28	29	30	31	32	33	34	35	36	37	38	39	40	41	42	43	44	45	46	47	48				
<b>2. Provincial Level</b>	<b>16348</b>	<b>77.94</b>	<b>74</b>	<b>1080</b>	<b>585</b>	<b>1</b>	<b>294</b>	<b>53</b>	<b>12</b>	<b>132</b>	<b>40</b>	<b>98</b>	<b>15</b>	<b>97</b>	<b>4384</b>	<b>3142</b>	<b>65</b>	<b>2577</b>	<b>2297</b>	<b>253</b>	<b>60</b>	<b>0</b>	<b>113</b>	<b>32</b>	<b>89</b>	<b>45</b>	<b>147</b>	<b>663</b>																										
1 Banteay Meanchey PHD	1025	4.89	4	62	31		16	1	1	9	4	3	1	4	274	225	1	168	123	16	10		4	7	1	2	4	54																										
2 Battambang PHD	1465	6.98	16	59	62	1	22	5	2	12	4	2	1	2	413	274	2	268	157	17	20		7	1	4	1	5	108																										
3 Battambang RTC	53	0.25		2			1	1						4	25		5	11		1							1	2																										
4 Kampong Cham PHD	1079	5.14	9	76	40		18	2		12		10		4	333	155	4	194	133	16	1		13	3	9	3	14	30																										
5 Kampong Cham RTC	40	0.19		2						2	1	3		6	11	1	5	6										3																										
6 Kampong Chhnang PHD	643	3.07	2	37	19		17	4	1	7	1	4	2	8	137	170	1	87	109	12	2		4	2	1	1	5	10																										
7 Kampong Speu PHD	816	3.89	3	71	29		11	3		5	1	2	1	3	184	231	1	121	97	17	1		9	2	1	3	4	16																										
8 Kampong Thom PHD	731	3.49		49	19		14	2	1	6	2	6		2	149	144	2	104	112	17			5	1	10	1	9	78																										
9 Kampot PHD	998	4.76	2	52	37		15	3		10	1	1	2	4	296	147	6	179	126	15	1		7	3	3	1	9	78																										
10 Kampot RTC	49	0.23		4	1		1							6	24	1	6	5										1																										
11 Kandal PHD	1174	5.60	6	121	46		28	9	3	10	8	2	2	2	305	147	5	201	150	23	2		14	1	20	4	4	61																										
12 Koh Kong PHD	261	1.24	1	34	6		11			4		3	2	4	65	31	1	46	26	5			2	1	4	3	5	7																										
13 Kratie PHD	676	3.22		22	24		8	1		3	1	3		6	170	167	2	96	143	6			2		1	1	5	15																										
14 Kep PHD	132	0.63		16	3		6			3		1		1	22	31	1	18	16	1			2		2	2	1	6																										
15 Pailin PHD	177	0.84		24	12		8			3	1	5	1	3	33	30		21	14	3					1	1	4	13																										
16 Mondulkiri PHD	235	1.12		11	8		5	1		2		4	1	5	70	36		32	39	2							4	15																										
17 Oddor Meanchey	305	1.45		28	19		9	1		2		2		1	72	76		41	42	4						4	3	1																										
18 Preah Vihea PHD	433	2.06	3	29	5		14		2	2		6	1	2	100	89		50	97	5	2		1	1	4	1	6	13																										
19 Prey Veng PHD	1143	5.45	4	53	75		11	2		8	2	21		2	235	301	3	117	208	20			11	1	6	2	12	49																										
20 Pursat PHD	559	2.67	3	29	19		6		1	3	3	2		2	186	61	1	130	60	8	9		3	2	5	2	6	18																										
21 Rattanak Kiri PHD	368	1.75	1	21	6		5			3	1	4	1	4	102	90	1	48	53	6			1	1	1	2	6	12																										
22 Siem Reap PHD	879	4.19	8	55	23		15	7	1	6	1	3		3	258	159	1	154	129	9	8		13	1	2	3	9	11																										
23 Preah Sihanouk PHD	358	1.71	1	39	15		13	1		2	2	1		2	120	48	1	61	32	7			1	2	1	2	1	6																										
24 Steung Treng PHD	357	1.70		23	4		7			2	1	2		7	98	69		56	67	3						2	3	10																										
25 Steung Treng RTC	33	0.16		1			1							4	16		2	6	1									2																										
26 Svay Rieng PHD	576	2.75	3	47	20		5	4		4	2	4		2	132	168	1	64	82	10			4	1	5	2	5	11																										
27 Takeo PHD	1245	5.94	7	83	45		17	5		11	3	3		3	397	190	13	204	184	27	4		7	1	6	1	10	24																										
28 Thbong Khmum PHD	538	2.57	1	30	17		10	1		1	1	1		1	157	101		89	97	3			4	1			9	14																										
<b>Total 1 + 2</b>	<b>20974</b>	<b>100</b>	<b>377</b>	<b>1970</b>	<b>906</b>	<b>7</b>	<b>526</b>	<b>97</b>	<b>23</b>	<b>243</b>	<b>56</b>	<b>98</b>	<b>15</b>	<b>117</b>	<b>5700</b>	<b>3299</b>	<b>90</b>	<b>2963</b>	<b>2327</b>	<b>484</b>	<b>73</b>	<b>1</b>	<b>173</b>	<b>42</b>	<b>215</b>	<b>109</b>	<b>219</b>	<b>844</b>																										
	<b>Total of Females</b>	<b>10524</b>																																																				
	<b>Total of Males</b>	<b>10450</b>																																																				

## ANNEX F. GOOD GOVERNANCE FRAMEWORK

Status of Good Governance Framework Applicable to Activities funded by Pool account – Updated in January, 2015

(Abbreviation: C = Completed, PC = Partially Completed, SC = Substantially Completed, AS = Action Started, ANS = Action Not Started, AB = Action Begun)

	Issue	Action to Mitigate Risk	Responsibility	Target/Monitoring <sup>1</sup>	Status	Action/Target
1	<b>Element 1: Procurement</b>					
1a	Ensure transparent and efficient procurement	<p>The MoH shall use the services of an International Procurement Specialist/Advisor and National Procurement Staff engaged under TOR satisfactory to IDA for all procurements funded from the pool account at all levels under the Program. The individuals selected for these fiduciary positions will be subject to prior review by the IDA. .</p> <p>For contracts (in relation to item required by the SoAs for their operations) estimated to cost less than USD 50,000 per package, procurement may be carried out by the respective SoA. .</p>	<p>MoH (represented by HSSP2 ) has commenced work on the full range of procurement under its portfolio. The MoH/HSSP2 assumes full responsibility for the conduct of the procurement including fiduciary responsibility. The Procurement Review Committee (PRC) appointed in accordance with the RGCs SOP and regulation on externally donor funded programs will clear and sign on all procurement evaluation reports finalized under the HSSP2. In addition IDA will review 'Prior Review' category procurements at all required stages. IDA will carry out selective reviews for</p>	<p>All major procurements under HSSP2 are required to be substantially completed by mid 2015 (as in the latest approved Procurement Plan as on December 2014) so that physical deliver of goods or the physical completion of Works and Services are ensured by 31 December 2015 (the current HSSP2 closure date).</p> <p>IDA to monitor through quarterly portfolio review meetings and IDA prior and post reviews.</p> <p>Pool partners to monitor through supervision missions and IDA prior and post reviews.</p>	<p>The International Procurement Specialist/Advisor has been selected and is in place since 23 December 2013.</p> <p>The latest updated Procurement Plan has been approved by the IDA.</p> <p>All procurments are being conducted in accordance with the SOP and revised procurement thresholds.</p> <p>Procurement Training was provided by the HSSP2 Secretariat to the SoAs on three occasions in December 2013 (Sihanoukville), July 2014 (Stung Treng) and September 2015 (Bantey Meanchey)</p>	<p>Continue donor monitoring through JQM and Post Review Missions</p> <p>Monitoring through Financial and Technical Audits.</p> <p>Monitoring of SoA procurement through HSSP2 Secretariat</p>

<sup>1</sup>Unless an alternative target is given in this column, all mitigation measures will commence when Program activities begin and continue throughout the Program.

	Issue	Action to Mitigate Risk	Responsibility	Target/Monitoring <sup>1</sup>	Status	Action/Target
		Invite Civil Society Organizations for key procurement cycle activities	<p>'Post Review' category packages at a later date.</p> <p>For procurements conducted by the SoAs, a representative from the Procurement Group of the HSSP2 Secretariat attends the bid opening proceedings and subsequently reviews the bid evaluation report prepared by the SoA prior to contract award. This is carried out at the SoA offices in the provinces. Also, it has now been agreed with the IDA that procurement of items which do not have adequate bidders at the SoA provincial level may be carried out at the central level through the HSSP2 Secretariat. Also, as agreed with the IDA, in cases where the same type of equipment is required by several SoAs, the quantities are aggregated and procurement is carried out at the central level through the HSSP2</p>		<p>The latest IDA Post Review was conducted May 2014. The post review findings were issued in the form of a clean report of findings without any objectionable issues being raised.</p> <p>Procurement has been decentralized to SOAs.</p> <p>As on date, most of the planned procurements (as reflected in the updated and approved procurement plan) are completed. Only the following procurement packages are in the implementation pipeline:</p> <ul style="list-style-type: none"> <li>(i) Works for Improvement of Water Supply to HCs (ICB tender issued and bid opening on 21 Jan 2015)</li> <li>(ii) Works for Improvement of sanitation to HCs</li> </ul>	MEF has communicated that MEDICAM and Medical Association of Cambodia (who are NGO's) have been mandated to attend Bid Openings and Contract Signing Proceedings. MoH is following this guideline for all NCB and NGO selections/Single Source Selections

	Issue	Action to Mitigate Risk	Responsibility	Target/Monitoring <sup>1</sup>	Status	Action/Target
			Secretariat.		<p>(NCB tender issuance date is fixed on 19 January 2015 and bid opening on 17 Feb 2015)</p> <p>(iii) RFP for QCBS package for selection of Health Equity Fund Operator for Cluster 23 and Cluster 24 has been scheduled to be issued on 15Jan 2015 with proposal submission deadline of 13 Feb 2015</p>	

	Issue	Action to Mitigate Risk	Responsibility	Target/Monitoring <sup>1</sup>	Status	Action/Target
1b	Strengthen the design, delivery, contract administration and construction supervision capability of MOH.	MOH to engage a firm/s for at least the first three years of the Program, to assist on design, delivery, contract administration and construction supervision and train MOH and sub-national level staff.	MOH to prepare TOR with IDA NOL on behalf of pool partners.		Engineering Firm was contracted for supervision of major civil works. One contract was awarded in Nov 2011 and the second contract was awarded in Jan 2013	HSSP2 Secretariat Infrastructure team to continuously monitor progress of selected supervision firm as well as monitor construction contract progress.  Provincial civil work supervision committee to monitor progress of health facilities construction/renovation in addition to the 1 monitoring firm
1c	Insufficient procurement capacity of MOH	MOH to employ (i) an experienced Procurement and International Contract Management Advisor to assist MOH with its procurement activities and with contract management duties and especially to build procurement and contract management capacity within MOH's own staff, and (ii) national individual consultants with procurement experience to provide local support for procurement coordination and follow-up of procurement activities.	MOH with IDA NOL to TOR and selection method.		International Procurement Specialist/Advisor appointed and in place since December 2013.  National Chief Procurement Officer appointed in Sept 2012  Two National Procurement Assistants were appointed in June 2013	Ensure that the HSSP2 Procurement Team (currently consisting of 1 international advisor and 1 national chief procurement officer and 1 procurement assistant) carry out their duties to ensure completion of all procurement planned for HSSP2 within December 2015.  One Procurement Assistant resigned in September 2014

	Issue	Action to Mitigate Risk	Responsibility	Target/Monitoring <sup>1</sup>	Status	Action/Target
1d	Clear procurement procedures and thresholds needed.	MoH is required to follow IDA's Procurement and Consultant Guidelines and the procurement provisions of the Financing Agreement, including the use under NCB and Shopping methods as in the RGC's Manual on Standard Operating Procedures for Implementing Externally Assisted Projects (SOP) including the Externally Assisted Procurement Manual for Goods, Works and Services (SOP/PM), mandated by Sub-Decree No. 14 on dated February 26, 2007.	MoH through the HSSP2 Procurement Group and the RGCs Procurement review Committee	Pool partners to monitor through supervision missions and quarterly review meetings among MEF, IPA and IDA.  Supervision of MoH by IDA	Threshold for procurement - shopping, NCB, ICB as determined by MEF and agreements have been followed.  New threshold for procurement to be conducted at HSSP2 secretariat and SOAs have been followed.	New procurement threshold set by the Bank have been followed. (Nov 12 2013)
1e	Informal payments by contractors suppliers and consultants	All contractors, suppliers and consultants – firms or individuals, national and international – bidding for contracts under the Program shall sign the Declaration on Ethical Conduct and Fraud and Corruption as articulated in the SOP/PM. Item 5 of the Declaration will be extended to read:  "In connection with this	MoH required to follow as per RGC's SOP/Procurement Manual requirement	MOH to monitor. IDA to verify during prior and post reviews.	Program signed the Declaration on Ethical Conduct and Fraud and Corruption for record. They are included in all signed contracts. Contract awards information are disclosed on MOH website. (June 2012)	The amended Declaration has been incorporated in all new contracts.

	Issue	Action to Mitigate Risk	Responsibility	Target/Monitoring <sup>1</sup>	Status	Action/Target
		<p>procurement exercise and any contract that is awarded to us as a result thereof, no payments have been made or will be made by us, our associates, agents, shareholders, partners or their relatives or associates to any of the staff, associates, consultants, employees or relatives of such who are involved with the procurement process, contract implementation, and the issuance of progress payments on behalf of the purchaser, client or employer.”</p> <p>Include amended Declaration in all bidding documents, RFPs, and contracts.</p>				
1f	Possible delayed Procurement Plans	Preparation of realistic annual Procurement Plan for goods, works and consultant services to be financed from the pool account, based on the AOP.	MOH/PHD and IDA NOL.	Procurement Plan will be updated bi-annually by mid March and mid-August.	Lated update of Procurement Plan as on December 2014 has been approved by the WB on behalf of the Pool Funfd Partners.	Procurement Plan will be further updated as and when required to reflect the latest position on HSSP2 procurements.
<b>2</b>	<b>Element 2: Financial Management</b>					
2a	Weakness in FM procedures and	A Financial Management Improvement Plan (FMIP)	MOH with guidance from IDA and pool	FMIP should be finalized so as to allow	SC: FMIP has been developed and approved.	DBF and FMIP firm to continue implementing the FMIP. Training



	Issue	Action to Mitigate Risk	Responsibility	Target/Monitoring <sup>1</sup>	Status	Action/Target
	practices at national and sub-national levels that may impact negatively on Program implementation.	acceptable to the pool partners will be developed and implemented.	partners.	the action in item 2b, appointment of consulting firm to assist in implementing the plan by effectiveness.	Contract of FMIP firm was expired in February 2011. Ongoing negotiation with FMIP for contract extension.  There is a need to implement training to PHDs and ODs/SOAs. TOR is being developed.  Revised TOR for competitive selection of new FMIP firm has been circulated for comments. (June 2012)	on financial management is being conducted in accordance with the approved plan.  Finalize extension of FMIP contract by 15 December 2011.  To finalize TOR by 1 <sup>st</sup> July 2012 (June 2012)  See the report from the discussion on FM (JRM).  Pending the selection of FMIP2, DBP has gone ahead conducting training on improvement on FM Management. (Nov 12, 2013)
2b	Weakness in MOH FM capacity.	MOH/IPA to recruit consulting firm by effectiveness, with TOR acceptable to the IDA, to help MOH implement FMIP and to strengthen FM capacity in MOH and PHD and OD levels	MOH to work closely with the consultants and drive for additional FM staff at PHD and OD levels.	Consulting firm recruited to help MOH implement FMIP and targets achieved.	See 2a.	See 2a.
2c	Weak internal controls at central and provincial levels	Adopt SOP/FMM and enforce compliance with during Program implementation, already mandated by Sub-Decree No. 14 dated February 26, 2007. Supplement by detailed procedures in a Program FM Manual, which will be an update of the HSSP Manual.	MOH. IDA NOL to Program FM Manual.	Note in Financing Agreement, Program FM Manual satisfactory to IDA to be completed by Effectiveness. MEF and IDA to monitor adoption of SOP/FMM. Pool partner FM supervision missions to verify compliance with Program FM Manual.	SC: FM Manual has been approved.  Increase supervision from central level to PHDs and ODs.  External Audit firm present audit findings at every JQM.	Will invite auditing firm to present audit findings on JQM on 20 <sup>th</sup> June 2012 and will circulated Khmer version of audit report to all implementing units by 15 <sup>th</sup> July 2012 (June 2012).  Combined technical and financial audit report to be shared with all Implementing Units starting audit Q2-2013. (Nov 12 2013)  Combined technical and financial audit report to be shared with all Implementing Units every quarter
2d	Clarity of FM reporting to pool	Formulate and agree on a template for quarterly Interim Financial Reports (IFRs). During	MOH and pool partners.	Agree on the IFR format and content during negotiations.	SC: Completed Template for IFR. IFR for Q1, Q2 and Q3 have been submitted. IFR	Next IFR to be submitted by 15 <sup>th</sup>

	Issue	Action to Mitigate Risk	Responsibility	Target/Monitoring <sup>1</sup>	Status	Action/Target
	partners.	implementation, IFRs, audited by the external auditors, will be furnished by MOH to the pool partners not later than 90 days after the end of each quarter.		MOH to ensure timely audit and to monitor the quality of each report together with the pool partners.  To submit IFR within 45 days after ending each quarter.	for Q4 2009, Q1,Q2, Q3, Q4 2010 and IFRs for Q1, Q2, Q3, Q4 2011 and Q1 2012 were submitted within 45 days (on time).  Q2, Q3, Q4, 2012 and Q1, 2013 submitted on time (May 2013). Q2-2013 expected to be submitted in mid-August 2013.	August 2012  Final IFR of Q2-2013 submitted on Oct 14 2013.  IFR Q3-2013 to be submitted on mid-November (nov 12 2013)  IFR have been submitted on time
2e	Strengthen Internal Audit Unit of MOH	MOH will appoint an international audit advisor to help implement the IA manual and strengthen and provide training to the IAU, including hands-on, during the 6-monthly audit exercises.	MOH to prepare TOR. IPA to recruit.	Appoint IA advisor by three months after effectiveness. MOH to closely monitor the performance of IAU and advisor's work. Pool partners to monitor the performance during supervision missions.  MOH will monitor IAA's performance in accordance with the TOR and inception report (including training plan).	SC: The draft contract has been approved by the Bank. Consultant will start his services by mid February.  PC: Although contract has been signed since 11 march 2010, selected consultant has not been on board.  The Consultant started his service on 18 <sup>th</sup> August 2010.  Submission of inception report in October 2010 (November 2010).  Training provided by the consultant will be continued until November 2011.  Will request to extend the consultant contract based on request from IAD. (June 2012)  TA for capacity building to internal audit department have been	Consultant's first contracted ended on December 2011. The MOH will request for intermittent 12 months extension.

	Issue	Action to Mitigate Risk	Responsibility	Target/Monitoring <sup>1</sup>	Status	Action/Target
					completed.	
2f	External audit.	<p>MOH to prepare TOR (with greater emphasis on internal controls and ISA 240) for continuous external audit, satisfactory to the IDA.</p> <p>MOH to review the audit reports, develop an action plan to implement the audit recommendations and follow up the status of their implementation. MOH will update the status of audit recommendation to the pool partners through the quarterly IFRs.</p>	<p>MOH to prepare TOR with IDA NOL by negotiation. IPA to recruit external auditors, with IDA NOL. MOH to facilitate audit exercise</p> <p>MOH.</p>	<p>TOR agreed by Negotiation. Appoint by effectiveness.</p> <p>MOH to prepare action plans within one month of receipt of audit report and follow up monthly. MOH to update status of implementation in each IFR. Pool partners to monitor during FM supervision missions.</p>	<p>SC: PWC was selected for audit services in 2009. Request for extension of the existing contract to cover scope of audit services in 2010 will be submitted for no-objection.</p> <p>TOR for combined Technical and Financial Audit has been approved by WB in October 2010. Selection of consulting firm is being conducted by IPA.</p> <p>Extension of current PWC contract to cover scope of audit Q1 2011.</p> <p>Signed contract for combined technical and financial audit in November 2011</p> <p>Q1, Q2, Q3 2012 audit reports have been submitted to the Bank (May 2013)</p> <p>Financial statement of external audit report submitted to the Bank on Sept 30 2013.(Nov 12 2013)</p>	<p>Report on management responses to the audit recommendations will be submitted to JPIG by 18 February 2010.</p> <p>Audit Q1, Q2, Q3, and Q4, 2010 have been submitted (Q4 2010 has been completed on 30<sup>th</sup> March, 2011). Combined technical and financial audit reports for Q2, Q3 2011 completed in March 2012).(June 2012)</p> <p>The audit Q3 report will be submitted by 15<sup>th</sup> June 2012. The Q4 2011 audit started from 1<sup>st</sup> June 2012. (June 2012)</p> <p>Q4-2012, And Compbined 2012 Audit report will be submitted to the Bank by end of June 2013.</p> <p>Conbined technical and financial quarterly audit reports have been submitted on time.</p>
2g	Distribution, management and use of pharmaceutical and medical supplies.	<p>Distribution of all pharmaceutical and medical supplies funded by the pool account shall be made through the Central Medical Store (CMS). Extend the supervision on the management and use of pharmaceutical and medical</p>	MOH/CMS/Department for Drugs and Foods/National Programs/PHDs/ODs.	<p>Target commencement for March 2009.</p> <p>Reviews of the system and its related controls are part of the scope</p>	<p>ANS</p> <p>Action started (See medical review report)</p>	<p>Pharmaceutical and medical supplies will continue to distribute through CMS distribution system.</p> <p>Reviews of the system and its related controls are part of the scope of internal and external</p>

	Issue	Action to Mitigate Risk	Responsibility	Target/Monitoring <sup>1</sup>	Status	Action/Target
		supplies to national hospitals and VCCT sites.		of internal and external audits. Pool partners to monitor during supervision missions.		audits.
2h	Minimize cash transactions	All progress payments to contractors, suppliers and consultants – firms, individuals, national and international – to be made by check or transfer to bank accounts. Cash transactions not to exceed US\$500 limit as per SOP/FMM. Retain evidence for audit and IDA supervision missions.	MOH/PHDs	Note in financing agreement. MOH to monitor as part of the scope of internal and external audits. Pool partners to monitor during supervision missions.	SC: Cash transaction policy has been included in FM Manual.	MOH to monitor as part of the scope of internal and external audits through regular JQMs. (June 2012)
2j	Eliminate inconsistencies in allowances paid to Government staff attending training, workshops and study tours.	Adopt DSA rates in Anukret 10 of April 12, 2004, updated in respect of DSA rates for in-country travel by MEF Decision Letter No. 2000 dated April 23, 2007. For international travel, some DSA rates specified in Anukret 10 are position-based and/or higher than UN norms, and are not acceptable to IDA for application on IDA-financed projects. In such cases, IDA will apply a ceiling for reimbursement equivalent to its own rates in use at the time of travel.	MEF/IDA to discuss and agree standard DSA for international travel, after which MEF to advise MOH.	Rates to be agreed by June 2008. Until then, for international travel, MOH may use IDA rates. IDA to monitor through FM supervision missions.	SC: Applied UNDP Rates for international travel.	MEF/IDA to discuss and agree standard DSA for international travel, after which MEF to advise MOH.  Standard DSA have been approved by Development Partners. Development Partner agree to align with Category E, Article 7 of SD 216. This rate corresponds to US\$34.
2k	Planning of training, workshops and study tours.	Establish Annual Training and Workshop Plan as part of the Annual Operational Plan (but discretely identifiable) to be endorsed by pool partners together with AOP endorsement. MOH will review regularly and updated biannually. Plan should include:  1. Detailed costs estimates.  2. Eligibility rules for attending training, workshops and study tours.	MOH, which should follow Working Group guidelines when issued (see below). Subject to IDA NOL.	Submit first Plan to IDA by 3 months after effectiveness. Thereafter annually along with AOP, with biannual updates submitted together with IFRs.	SC: MOH and Pooled fund partners agreed to have training activities included in AOPs and quarterly workplans as oppose to a separate annual training plan.  Training plan 2011 was approved in May 2011.	MEF to establish working group. Issue directive to all IDA-funded projects. As of June 2012, this has not been yet established (June 2012).  Training plan together with AOP 2012 has been submitted in February 2012 after revision in accordance with JPIG's comments. Correct version of 2012 AOPs will

	Issue	Action to Mitigate Risk	Responsibility	Target/Monitoring <sup>1</sup>	Status	Action/Target
		<p>Attendees must:</p> <ul style="list-style-type: none"> <li>● be engaged in work relevant to the training;</li> <li>● be competent in the language used;</li> <li>● after return, report on and share their experiences for the benefit of the project.</li> </ul> <p>3. Evidence that training, workshops, study tours and other similar activities:</p> <ul style="list-style-type: none"> <li>● are in line with project aims and objectives;</li> <li>● meet identified needs within the sub-component plans;</li> <li>● have budget in line with planned expenditure.</li> </ul> <p>Cost guidelines to be established for selected training/workshop activities:</p> <ul style="list-style-type: none"> <li>● venue rental with refreshments/meals;</li> <li>● sound and projection equipment hire;</li> <li>● stationery/hand-outs ;</li> <li>● project-specific training and workshop materials;</li> <li>● simultaneous translators;</li> <li>● photocopying, reproduction, translation.</li> </ul> <p>Define evidence to be submitted by attendees for reimbursement of</p>	<p>Working group comprising MEF, IAs of all projects and IDA.</p> <p>Working group to define evidence and include in directive. MOH to ensure compliance.</p>	<p>MEF to establish working group by August 2008. Issue directive to all IDA-funded projects by October 2008.</p> <p>Directive issued by January 2009. IDA to monitor SOEs with withdrawal applications.</p> <p>IDA to monitor SOEs with withdrawal applications.</p>	<p>Training activities in 2013 approved in AOP 2013.</p>	<p>be submitted to the WB on June 28 for review and approval.</p>



	Issue	Action to Mitigate Risk	Responsibility	Target/Monitoring <sup>1</sup>	Status	Action/Target
					evidence.	
2m	MOH to adopt the MBPI in accordance with Anukret 29 of April 2008, for health managers and key technical staff.	MEF, CAR and MOH agree that MOH will adopt RGC's MBPI. The MBPI will be implemented strictly according to an MBPI Manual to be prepared for the Program and sector.	MOH to complete the Program-specific MBPI Manual for MEF, CAR and IDA approval.	Cost sharing basis to be specified in the Financing Agreement. Manual to be approved before first disbursement of MBPI funds. MOH to monitor application, IDA and pool partners to verify during FM supervision missions.	SC: MBPI was canceled.  POC payment was started from May 2011...  POC was cancel in June 2012.	MBPI was terminated through Anukret number 206.
2n	SDG Funds not reaching the units efficiently	Direct disbursement from the pooled and counterpart accounts directly to the bank accounts of the recipient units	MOH/responsible for Pooled and counterpart funds accounts	DPs to monitor during supervisions.	PC: Contracts between MOH and nine PHDs were signed. 21 out of 30 SDGs contracts were signed between PHDs and ODs/PRHs.  All 30 SDGs contracts have been signed (November 2010).  SDG contracts for 2011 were signed in March 2011. Routine activities were allowed using fund balance from 2010 for Q1 2011.  SDG contracts were signed in Q1-2013.  SDGshave been disbursed to almost all SOAsup to Q4-2013 (Nov 12 2013)	Functioning of 30 SDGs by June 2010 (May 2011).  SDG contracts for 2012 has been signed in March 2012 .(June 2012)  CF will be monitored closely.SDG contracts for 2015 are being finalized (Jan 23, 2015)  CF have been disbursed on time in 2014.  SDG Pooled Fund delay in Quarter 3, 2014 due to delay of releasing Fund from Development Partners to POOLED ACCOUNT.
<b>3</b>	<b>Element 3: Disclosure</b>					
3a	Minimize conflict of interest among	Program staff to disclose private and public affiliations or personal interests before becoming involved	MOH Program Director to request and retain written	Pool partners to monitor during	Disclosure statement for inclusion in contracts had been developed in put in	Will include in quarterly procurement report

	Issue	Action to Mitigate Risk	Responsibility	Target/Monitoring <sup>1</sup>	Status	Action/Target
	Program staff	in any Program-related transaction or contract award decision.	disclosures.	supervision missions.  To monitor through review mission.	use.	
3b	Enhance transparency through greater public disclosure of Program information	<p>Agree on information to be disclosed on MEF and MOH websites biannually, with hard copies available for public inspection on request, at locations to be agreed. At a minimum, disclosed information should include:</p> <ul style="list-style-type: none"> <li>• Program name, objectives, original and revised amount, sources of funding, effectiveness date, original closing date, revised closing date, number of extensions, name and address of implementing agency, name of Program Director with contact information, name of IDA TTL and contact information in the MEF-WB division and in the WB Office in Cambodia.</li> <li>• Details of Program components, percentage completion, data on performance indicators.</li> <li>• Details of Health Equity Fund Grants and Health Service Delivery Grants as they affect recipients.</li> <li>• AOPs, and procurement plans excluding cost estimates, identifying contracts to be procured in the next 12 months, nature of each contract, location, method of procurement, means of advertisement, bidding period, location where bidding documents and RFPs can be inspected, expected date of availability, and cost of bidding documents.</li> <li>• Consultant long and short lists. Bidding documents and RFPs</li> </ul>	<p>MOH and IDA to agree final list and locations for public inspection of hard copies.</p> <p>MOH to arrange disclosure on MoH website.</p>	<p>Agree by three months after Effectiveness.</p> <p>Biannually. Pool partners to verify during supervision missions.</p>	<p>Dissemination of program information during launching workshop.</p> <p>Procurement portal on MoH website has been created.</p> <p>Currently all procurement and contract award information is posted on moH website. Also posted in UNDB as required.</p>	<p>Procurement Plan is uploaded on the MoH website.</p> <p>Currently all procurement and contract award information is posted on moH website. Also posted in UNDB as required.</p> <p>Contract award information (along with required details of competition and evaluation results) also made available to parties who request for the same.</p> <p>A</p> <p>Construction information has been put up on sign boards at all construction sites.</p> <p>Approved AOP is uploaded on MoH website.</p> <p>Annual Progress Report is uploaded on MoH website.</p>



	Issue	Action to Mitigate Risk	Responsibility	Target/Monitoring <sup>1</sup>	Status	Action/Target
		<p>available for inspection.</p> <ul style="list-style-type: none"> <li>• Bid closing dates, names of bidders and their bid prices at opening.</li> <li>• List and detail of contracts awarded, names of losing bidders and, if their bid prices were lower than the winning bidder, the reason for their rejection.</li> <li>• Program biannual progress reports</li> <li>• Planned and actual disbursements by sub-component.</li> <li>• Annual financial statements and audit opinion.</li> <li>• Other specific reports prepared by the Program.</li> <li>• Complaint handling and remedies mechanism.</li> <li>• Code of ethical conduct signed by all staff.</li> </ul> <p>MOH will also raise public awareness of the Program through a workshop at Program launch to which the media will be invited, and newsletters to stakeholders and/or media insertions every six months, explaining the Program content, its benefits to the public and means of participation.</p>	MOH Program Director, who will advise pool partners in advance of public awareness activities.	Program launch workshop prior to start of Program activities and newsletters and/or media insertions at six monthly intervals thereafter. Pool partners to monitor.		
<b>4</b>	<b>Element 4: Civil Society Role</b>					
4a	Provide for greater involvement by Civil Society Organizations (CSOs) to enhance transparency.	<p>Identify appropriate CSOs to witness selected aspects of Program implementation. Invite representatives to attend selected events as observers, such as:</p> <ul style="list-style-type: none"> <li>• bid openings</li> </ul>	<p>MOH to select CSOs and obtain MEF concurrence.</p> <p>MOH/pool partners to agree events to be</p>	<p>MEF to provide MOH with concurrence to CSO not later than one month after Effectiveness.</p> <p>Agree list of events</p>	SC: Cambodian Medical Association and MEDICAM have been officially nominated.	<p>MEF approved CSOs.</p> <p>MoH involves appropriate CSO in the bidding process as required.</p>

	Issue	Action to Mitigate Risk	Responsibility	Target/Monitoring <sup>1</sup>	Status	Action/Target
		<ul style="list-style-type: none"> <li>• contract signings</li> <li>• information and skill sharing sessions</li> <li>• Program progress meetings</li> <li>• meetings with the Technical Working Group – Health at central and provincial levels, as part of the partnership arrangements to popularize the Program and obtain feedback on public awareness</li> <li>• hand over ceremonies for Program facilities other events as identified and agreed by MOH and pool partners</li> </ul> <p>Summarize all major CSO involvement in Program biannual progress reports to pool partners and copied to MEF</p>	<p>witnessed by CSOs.</p> <p>MOH</p>	<p>one month after Effectiveness. Observation to begin immediately thereafter. Pool partners to monitor CSO involvement through review of quarterly progress reports and supervision missions.</p> <p>Pool partners to verify satisfactory level of involvement of CSOs during supervision missions.</p>	<p>C: Cambodian Medical Association and MEDICAM have been officially nominated.</p> <p>Cambodian Medical Association and MEDICAM reported to have been participated in bids opening (May 2010).</p> <p>Involvement of COS in procurement 2012 is included in Annual Performance Review Report 2012.</p>	<p>Report on progress of CSOs involvement be put in HSSP2 Semi Annual and Annual Progress report in 2010 and for the rest of program time.</p> <p>Involvement of CSO i is included in Annual Progress Report</p>
5	<b>Element 5: Complaint Handling and Remedy Mechanism</b>					
5a	Formal complaints handling and remedy mechanism covering all aspects of the Program.	<p>Design and adopt a mechanism able to address complaints received on all Program components and sub-components and propose remedies.</p> <p>Complaints handling procedures regarding procurement to follow process as set out in the SOP/PM.</p>	<p>MOH with IDA NOL.</p> <p>MOH</p>	<p>Design and adopt mechanism by three months after Effectiveness. Pool partners to monitor adoption during supervision missions</p> <p>IDA to monitor during prior or post reviews</p> <p>Pool partners to monitor adoption during supervision missions</p> <p>IDA to monitor during</p>	<p>SC: Complaint mechanism is in place and procedure recorded in the bidding and contract documents.</p> <p>Update</p>	<p>Continue complaint handling mechanism which is in place.</p>

	Issue	Action to Mitigate Risk	Responsibility	Target/Monitoring <sup>1</sup>	Status	Action/Target
				prior or post reviews		
<b>6</b>	<b>Element 6: Code of Ethical Conduct</b>					
6a	Program staff must to adhere to the Government's code of ethical conduct for civil servants.	MOH to disseminate widely the relevant sections on code of ethical conduct contained in the Common Statute for Civil Servants 1994.	MOH with a copy to pool partners.	Disseminate by one month after Effectiveness. Pool partners to verify its application during supervision missions.	PC: Dissemination to program staff has started and new MOH staff.  SC: Code of ethical conduct attached to all signed contracts (May 2010).	MOH follows the required procedural steps for code of ethical conduct.  MOH will continue to disseminate the code of ethical conduct to new staff.
<b>7</b>	<b>Element 7: Sanctions</b>					
7a	Need to reinforce the Code of Ethical Conduct with sanctions for fraudulent and corrupt activity by staff of implementing agencies, the Program and contractors, suppliers and consultants.	It has been agreed that the sanctions defined in the Civil Service Code of 1994 will be applied to all project staff. Sanctions against contractors, suppliers and consultants will be those defined in Section 3 of the SOP/PM.  IDA to apply sanctions available in its general and project-specific legal agreements, including the WB Group's Anti-Corruption Guidelines (ACG) and Sanctions Regime issued in October 2006 and as may be updated subsequently.	MOH to disseminate sanctions with Code of Ethical Conduct.  IDA to provide MOH a copy of its ACG and Sanctions Regime.	Disseminate sanctions along with the Code of Ethical Conduct by three months after Effectiveness.  IDA provided copy of ACG to MOH during appraisal. IDA may apply sanctions whenever evidence is found.	PC: Dissemination to program staff has started and new MOH staff.	.
<b>8</b>	<b>Element 8: Program Specific Elements</b>					
8a	Weak capacity to implement the Program at sub-national level.	A multi-department Health Service Delivery, Monitoring and Supportive Supervision Team satisfactory to the pool partners will be established in MOH to provide guidance to PHDs and ODs.	MOH with IDA NOL to composition of the Team on behalf of pool partners	Agree composition of Team by one month after Effectiveness. Team to be established and functioning by two months after	SC: Internal Contracting Monitoring Group has been established.  Few workshops have been conducted by the group	New SDMG members have been appointed in June 2012 (June 2012)  Schedule of monitoring and

	Issue	Action to Mitigate Risk	Responsibility	Target/Monitoring <sup>1</sup>	Status	Action/Target
				Effectiveness. To conduct regular monitoring activities.	C: SDMG has been established on 19 March 2010 (May 2010)  SDMG jointed monitoring vist with JPIG in April 2013.  Field monitoring have been conducted by SDMG to SOA between August and September 2013. (Nov 12 2013)	supervision vist of SDMG to be developed and discussed at the next SDMG meeting.  Regular monitoring of SDMG to sub-national level. (Nov 12 2013)  SDMG conducted monitoring to SOAs in order to monitoring the quarterly progress and endorsment of SDG payment of quarter 1, 2, 3, and 4 of 2014.
8b	Ensure control of the allocation and use of performance linked Health Service Delivery Grants.	A Health Service Delivery Grant Operation Manual will be prepared defining the criteria and mechanisms for grant allocation, eligibility of proposed expenditure of grant funds, disbursement arrangements and methods for monitoring and performance evaluation.	MOH with IDA NOL to Manual on behalf of pool partners.	Manual to be approved for disbursement. See item 8d for monitoring during Program implementation.	C: SDG Manual has been approved before effectiveness.          Updated SDG manual has been approved and disseminated (May 2013)	The manual has been translated and disseminated (May 2010).  30 November 2011.  Revised SDG Manual in accordance with JPIG's comments has been circulated to JPIG in June 2012. (June 2012)  Translation of updated SDG manual expected to be done by end September 2013.  SDG manual in Khmer version have been distributed to all SOAs, relevant PHDs and SDMG members.
8c	Ensure control of the allocation and use of Health Equity Fund Grants.	A Health Equity Fund Grants Operation Manual will be prepared defining the arrangements for identification of the poor, the mechanisms for allocating benefits, management, administration arrangements and disbursement arrangements, and reporting, monitoring, evaluation and verification arrangements. The Manual will be aligned with the	MOH with IDA NOL to Manual on behalf of pool partners.	Manual to be approved for disbursement. See item 8d for monitoring during Program implementation.	C: Manual has been approved.	The manual has been translated and disseminated in 2009

	Issue	Action to Mitigate Risk	Responsibility	Target/Monitoring <sup>1</sup>	Status	Action/Target
		National Health Equity Fund Implementation Guidelines.				
8d	Monitoring and physical verification of performance, service, meeting of targets and acceptable quality of all Program deliverables.	<p>Employ an experienced firm to undertake an annual independent technical audit, under terms of reference and with expected positions in the team acceptable to the pooling partners to review and assess the scope, location and quality of all activities implemented under the Project, in reference to achievement of the Development Objectives and outputs.</p> <p>The Technical Audit Consultants will report to the pool partners and MOH after each intermittent audit. MOH and the pool partners will review the audit reports and jointly develop an action plan to implement the audit recommendations and follow up their implementation status. MOH will update pool partners on the status of audit recommendation through the quarterly IFRs.</p>	<p>Team composition and TOR to be agreed by pool partners and advised to MOH.</p> <p>MOH and pool partners.</p>	<p>Agree TOR by August 2008, and Consultants on board by June 2009.</p> <p>Not later than one month after receipt of each audit report. Monitoring of the implementation of audit recommendations on an ongoing basis by MOH and pool partners.</p>	<p>S: Drafted TOR for consultation.</p> <p>Negotiate contract with technical auditing firm.</p> <p>Technical audit has been integrated with financial audit for 2010 (November 2010).</p> <p>Signed contract for Technical and Financial Audit in November 2011.</p> <p>See point 2f.</p> <p>Combined technical and financial audit of Q2-2013 have been submitted on Oct 14, 2013. )Nov 12 2013)</p> <p>Combined quarterly technical and financial audit report of 2014 have been submitted to Development Partners on time.</p>	<p>MOH to communicate the draft TOR to pool partners by June 15, 2009.</p> <p>Experienced firm will be selected by December 31, 2009.</p> <p>TOR of combined technical and financial audit has been submitted to IPA (November 2010).</p> <p>Combined Technical and Financial Audit consultant started their services in November 2011.(June 2012)</p> <p>Continue good practice of submission combined quarterly technical and financial audit report to development partners on time.</p>

## ANNEX G. STATUS OF LEGAL COVENANTS FOR WB FINANCING AGREEMENT (CR. 4470-KH)

Agreement Reference	Language	Status as of January 2015
Schedule 2, Section I.A.1.(a)	Establish and maintain a Health Sector Steering Committee to provide overall policy direction and general oversight of the Program, including review and approval of AOPs	Complied with
Schedule 2, Section 1.A.1.(b)	Establish and maintain a Technical Working Group – Health, to serve as a consultation forum among the Recipient and Program Partners, and facilitate exchange of information and policy dialogue among the parties	Complied with
Schedule 2, Section I.B.1.(b)	Implement the Project in accordance with the Project Operational Manual, SDG Operational Manual, HEF Operational Manual and MBPI Manual	<p>Complied with</p> <p><i>Community scorecard is being piloted in 2011. CSC guideline and manual has been endorsed in May 2012.</i></p> <p><i>Cancellation of MBPI in 2009. Priority Operating Cost (POC) of MoH/HSSP2 of 239 positions is being implemented.</i></p> <p><i>POC cancelled in June 2012.</i></p> <p><i>Revised SDG Operational Manual approved January 2013.</i></p> <p>Translation of revised SDG Manual expected to be completed and disseminated by Dec 2013.</p> <p>SDG manual in Khmer version have distributed to all SOAs, relevant PHDs, SDGM members in July 2014.</p>
Schedule 2, Section I.B.2.(a)	Undertake a joint annual performance review to be held not later than March of every year, during which they will jointly review progress in sector performance in the light of the Program Performance Indicators, and identify priorities for the next planning cycle	Complied with
Schedule 2, Section I.B.2.(b)	Undertake a joint annual operational plan and appraisal not later than September of every year, during which AOPs for the forthcoming Fiscal Year are to be consolidated and endorsed for final approval, and each Program Partner's proposed share in the cost of the AOP and the Pooled Account, along with the Recipient's own counterpart contribution, shall be duly noted and recorded	<p>Complied with for AOP 2009 and 2010.</p> <p><i>JAPA 2011 conducted in January 2011 due to problem with new AOP database system development.</i></p> <p><i>JAPA 2012 was conducted in November 2011 (as suggested by the MOH in aide memoire May 2011)</i></p> <p><i>JAPA 2013 was conducted in November 2012.</i></p> <p><i>JAPA for 2014 is pending on national budget approval.</i></p>
Schedule 2, Section 1.B.3.(a)	Establish and maintain a single non-interest bearing foreign exchange account ("Pooled Account")	Complied with

Agreement Reference	Language	Status as of January 2015
Schedule 2, Section I.B.4.(a)	Proceeds of the Credit shall be used exclusively to finance Eligible Expenditures and in accordance with the respective AOP	Complied with
Schedule 2, Section I.B.4.(b)	The expenditures shall be deemed to have been jointly financed by the Pooling Partners in accordance with each Pooling Partner's previously agreed percentage share of funds in the Pooled Account	Complied with
Schedule 2, Section I.B.6.(a)	Maintain an advance account to be operated and maintained by MOH ("Counterpart Fund Account"), into which it shall deposit from time to time its counterpart contribution corresponding to its share of the cost of the AOP for each Fiscal Year	Complied with
Schedule 2, Section I.B.6.(b)	Not later than thirty days after the date of the first deposit of funds into the Pooled Account, deposit into the Counterpart Fund Account an initial advance corresponding to the Recipient's share of the approved AOP for the first two quarters of the first Fiscal Year, and thereafter replenish the Counterpart Fund Account on a quarterly basis, taking into account the opening balance in the Counterpart Fund Account and the Recipient's share of the cost of the AOP for the next following quarter	Complied with <i>(some delay of counterpart financing for SDG and HEF in 2010 and 2011). Counterpart financing for SDG and HEF in 2012 not yet fully disbursed). Counterpart financing for SDG disbursed up to Q4-2013. Counterpart fund for HEF replenished on time.  Counterpart financing fully disbursed in 2014  Some delay in releasing Fund from the Bank to HSSP2's Pooled Account led to delay in payment for HEF, SDG in Quarter 3, 2014.</i>
Schedule 2, Section I.B.7	Establish a Joint Program Management Group ("Joint Program Management Group") which shall meet on a quarterly basis, or more often as needed, to supervise the allocation of funds required to support activities to be financed out of the resources of the Pooled Account, review the application of such funds, and make recommendations for the release of new funds, based on satisfactory financial reports, cash forecasts and agreed triggers	Complied with
Schedule 2, Section I.B.8	Apply the proceeds of the Credit and pooled Account allocated to Grants to finance Subprojects for the benefit of Eligible Beneficiaries in accordance with the guidelines, procedures and criteria set forth in the SDG Operational Manual or HEF Operational Manual and additional terms and	Complied with

Agreement Reference	Language	Status as of January 2015
	conditions in Part D of Section 2 of the Financing Agreement	
Schedule 2, Section I.B.9.(a)	Not later than June 30, 2011, undertake, in conjunction with the Association and other Program Partners, a midterm review	Complied with. The MTR was completed December 2011
Schedule 2, Section I.B.10	Recipient shall take necessary measures to avoid any interruption in service delivery or decline in service standards across Provinces, including those to which the existing process of contractual arrangements involving NGOs applies pending adoption of the SDG Operational Manual	Complied with though need to ensure timely disbursement to SOAs (timely submission of quarterly report for SDMG's review and approval in accordance with SDG Manual). SDMG will conduct field visits at least twice a year. SDG and HEF advance for two quarters instead of one quarter.
Schedule 2, Section I.C	The Recipient shall ensure that the Project is carried out in accordance with the provisions of the "Guidelines on Preventing and Combating Fraud and Corruption in Projects Financed by IBRD Loans and IDA Credits and Grants", dated October 15, 2006 ("Anti-Corruption Guidelines").	Complied with A mechanism for reporting complaint has been established in SDG manual.
Schedule 2, Section I.D.3.(b)	SDGs shall be provided out of resources provided by the Recipient's central-level authorities to PHDs, using a resource allocation formula that takes into account population and other factors, to support the scaling up of delivery of integrated packages of essential preventive and curative care at district and health center levels, and on the basis of performance agreements between the Recipient's central-level authorities and the Provinces	Complied with SDG has been disbursed direct to SOA Bank account
Schedule 2, Section I.D.3.(c)	SDGs shall be linked to Service Delivery Agreements ("SDAs") to be signed between PHDs and Operational Districts ("ODs") for service delivery, setting out the service delivery standards and performance targets upon which disbursements under the SDGs are contingent	Complied with
Schedule 2, Section I.D.3.(d)	HEF Grants shall be provided to Eligible NGOs to consolidate and expand the coverage of health care benefits packages available to the poor, and to finance membership dues for the benefit of participants in	Complied with  MTR recommended that CBO shall be eligible for managing HEF. CBOs have been appointed (through) to manage HEF in Khan



Agreement Reference	Language	Status as of January 2015
	community-based health insurance schemes who are identified as poor	Meanchey, Angkor Cum OD, Pursat OD and Svay Rieng OD.
Schedule 2, Section I.D.3.(d)	For purposes of every Grant, a Grant Agreement shall be signed into between the Recipient and Beneficiary, setting forth the respective obligations of the parties thereunder, including: (i) the amount of the Grant, along with details of the agreed disbursement schedule; (ii) procurement procedures consistent with Section III of Schedule 2 to this Agreement; (iii) provisions for audits of the Grant; (iv) the amount of any counterpart or matching contribution to be made by the Beneficiary from its own funds or from other sources; (v) details of the Environmental Management Plan, Land Acquisition and Resettlement Action Plan or Indigenous Peoples Plan, if any; and (vi) an undertaking on the part of the Beneficiary to execute the Subproject with due diligence and efficiency and, upon its completion, to have in place a maintenance program to ensure the continued achievement of the objectives of the Grant and any counterpart or matching contribution	Complied with

Agreement Reference	Language	Status as of January 2015
Schedule 2, Section I.E.1.(a)	Implement the Project in accordance with the Social and Environmental Safeguards Framework	<p>Complied with but need to be closely follow-up and cross-reference with Aide memoire. TOR for IP consultation is being drafted and consultation will be conducted during Q3-2013.</p> <p>IP Consultation had been conducted. IPPF have been completed in Jun 2014.</p>
Schedule 2, Section I.E.1.(b)	For Subprojects requiring adoption of an Environmental Management Plan, a Land Acquisition and Resettlement Action Plan or an Indigenous Peoples Plan (i) have such Plans developed, approved and adopted; and (ii) comply or ensure compliance by the Beneficiaries with the requirements of such Plans	<p>No land acquisition is required under the HSSP2 construction plan. Land titles have been reviewed and acquired lands have been investigated. The review report is being submitted for Bank's approval.</p> <p>Land title for construction of 109 HCs and 5 HPs have been completed and concurred by the Bank. Land Acquisition Policy Framework will be updated with assistant from the Bank team. Land Acquisition Policy Framework updated and distributed to all SOAs and relevant PHDs in July 2014 IP consultation will be conducted in Dec 2013 and IPP will be developed accordingly. IPPF developed and distributed to all SOAs, relevant PHDs in July 2014</p>
Schedule 2, Section I.E.2	Regularly collect, compile and submit to the Association on a semi-annual basis reports on the status of compliance with the Social and Environmental Safeguards Framework, giving details of: (a) measures taken in furtherance of the Social and Environmental Safeguards Framework; (b) conditions, if any, which interfere or threaten to interfere with the smooth implementation of such Social and Environmental Safeguards Framework; and (c) remedial measures taken or required to be taken to address such conditions	<p>Draft first semester 2009 report has been submitted. 2009 Annual Report was submitted in March 2010. 1<sup>st</sup> Semi-annual report 2010 was submitted in October 2010. Annual Report of 2010 was submitted in April 2011. Draft first semester 2011 was submitted in November 2011. Delay due to the change to web-based HIS which required rigorous cross-check data quality. The draft Annual Performance Report 2011 was submitted in May 2012.</p> <p>First draft of Annual Progress Report will be shared with JPIG partners by mid-May 2013. Semi-annual performance report of first semester 2013 to be shared JPIG by Nov 15.</p>

Agreement Reference	Language	Status as of January 2015
Schedule 2, Section II.A.1	The Recipient shall monitor and evaluate the progress of the Project and prepare Project Reports in accordance with the provisions of Section 4.08 of the General Conditions and on the basis of the Program Performance Indicators. Each Project Report shall cover the period of six months, and shall be furnished to the Association not later than forty-five days (45) after the end of the period covered by such report.	<p>Complied with some delays. Since it is not possible to provide this within current timeframe, need to document agreement to allow 90 days.</p> <p>Draft semi-annual performance report of first semester 2014 shared with JPIG in December 8, 2014</p> <p>Draft Annual Performance Monitoring Report 2014 will be shared with JPIG in March 2015.</p>
Schedule 2, Section II.B.2	Prepare and furnish to the Association not later than 45 days after the end of each calendar quarter, interim financial reports for the Project covering the quarter	Complied with.
Schedule 2, Section II.B.3	Have the interim financial reports audited quarterly on a continuous basis, and its Financial Statements audited annually in accordance with the provisions of Section 4.09 (b) of the General Conditions. The interim audited financial reports for each quarter shall be furnished to the Association not later than 90 days after the end of the quarter. The audited Financial Statements for each Fiscal Year shall be furnished to the Association not later than six months after the end of the Fiscal Year.	<p>Complied with after delay. Annual financial audit 2010 was submitted on time. Annual audit financial report 2011 will be delayed due to the delay on the appointment of combined technical and financial auditing firm.</p> <p>IFR Q1-2013 have been shared with Partners. Audit opinion report for 2011 submitted to the Bank on 14 Oct 2013. IFR Q2-2013 submitted on time.</p> <p>IFR Q1, 2, 3 of 2014 submitted on time</p>
Schedule 2, Section II.B.4 (a)	Appoint, not later than three months after the Effective Date, an internal audit advisor to assist in strengthening the capacity of the internal audit department	<p>Contract signed in March 11 2010, the selected consultant was on board on 18<sup>th</sup> August 2010. Training to IAD staff will continue until November 2011. Will request for contract extension.</p> <p>TA for capacity building to internal audit department have been completed</p>
Schedule 2, Section II.B.4 (b)	Appoint, not later than six months after the Effective Date, an independent auditor to carry out annual technical and performance audits	<p>Complied with after delay (technical audit has been integrated with financial audit since semester 2, 2010).</p> <p>Combined technical and financial audit reports of 2014 submitted on time</p>

**ANNEX H. HEALTH EQUITY FUNDS**
**HEF EXPENDITURE TOTAL 2014**

No.	Provinces	No.	Operational District	Operator.	Total Direct benefit cost (USD)						Total Direct
					OPD	IPD including Delivery	Transport OPD	Transport IPD	Food	(Other)	
1	Banteay Meanchey	1	Mongkol Borei	PFD	80,287	156,313	22,515	8,248	43,092	1,057	311,511
		2	Poipet	PFD	45,227	64,816	881	2,997	13,300	75	127,296
		3	Preah Net Preah	PFD	51,372	22,365	1,012	1,028	5,565	59	81,402
		4	Thma Puok	PFD	605	6,818	59	331	1,211	15	9,040
2	Battambang	5	Battambang	PFD	141,981	358,985	50,982	32,393	64,322	2,397	651,061
		6	Maung Russei	PFD	110,690	87,028	35,611	19,058	18,169	448	271,004
		7	Sampov Luon	PFD	26,136	79,846	902	7,507	13,362	372	128,125
		8	Sangkae	PFD	98,762	10,281	1,516	167	0	0	110,727
		9	Thmar Koul	PFD	23,813	21,022	1,473	1,665	5,527	45	53,546
3	Kampong Cham	10	Batheay		0	0	0	0	0	0	0
		11	Chamkar Leu - Stueng Trang	AFH	11,143	60,949	1,567	16,282	16,622	164	106,727
		12	Choeung Prey - Batheay	AFH	17,806	40,670	780	13,779	14,949	25	88,010
		13	Kampong Cham - Kg. Siem	AFH	6,863	393,078	30,787	19,959	72,902	2,357	525,945
		14	Kroch Chhmar - Stung Trang	CHC	542	6,904	774	959	3,492	118	12,788
		15	Memut	RHAC	19,316	106,269	1,257	8,415	20,030	179	155,465
		16	O Reang Ov - Koh Soutin	CHC	34	6,185	39	231	1,674	15	8,179
		17	Ponhea Krek - Dambae	RHAC	23,404	60,164	14,515	4,471	14,260	119	116,933
		18	Prey Chhor - Kang Meas	AFH	12,773	29,143	202	4,735	9,455	75	56,382
		19	Srey Santhor - Kang Meas	CHC	705	10,959	1,867	1,156	3,049	15	17,751
		20	Stueng Trang		0	0	0	0	0	0	0
4	Kampong Chhnang	21	Tbong Khmum - Kroch Chhmar	RHAC	22,220	121,031	3,118	1,888	21,279	224	169,761
		22	Boribo	RHAC	51,501	19,960	835	3,371	4,342	60	80,069
		23	Kampong Chhnang	RHAC	25,456	123,288	2,077	21,443	36,392	521	209,177
		24	Kampong Tralach	RHAC	37,717	32,233	884	1,549	8,341	30	80,753
5	Kampong Speu	25	Kong Pisey	CHO	1,653	7,237	5,229	650	1,905	0	16,674
		26	Ou Dongk		0	0	0	0	0	0	0

No.	Provinces	No.	Operational District	Operator.	Total Direct benefit cost (USD)						Total Direct
					OPD	IPD including Delivery	Transport OPD	Transport IPD	Food	(Other)	
6	Kampong Thom	27	Baray and Santuk	AFH	6,134	29,870	1,189	2,113	6,085	90	45,480
		28	Kampong Thom	AFH	49,271	105,236	41,250	16,592	20,650	593	233,592
		29	Stong	AFH	15,373	34,135	4,289	4,035	9,785	232	67,849
7	Kampot	30	Kampot	BFH	22,268	43,278	7,205	1,921	6,046	30	80,748
8	Kep	31	Kep	BFH	8,813	5,667	4,507	951	1,598	15	21,551
9	Koh Kong	32	Smach Mean Chey	RHAC	24,006	70,462	11,595	5,187	13,341	1,106	125,697
		33	Srae Ambel	RHAC	12,277	43,314	14,605	12,520	10,514	75	93,305
10	Kratie	34	Chhlong	AFH	17,900	59,725	375	6,221	12,365	179	96,764
		35	Kratie	AFH	18,185	197,387	3,359	23,526	31,445	1,298	275,201
11	Mondul Kiri	36	Sen Monorom	AFH	4,182	58,793	140	32,697	17,452	388	113,651
12	Oddar Meanchey	37	Samraong	CHC	31,566	118,838	57,893	19,041	30,526	626	258,492
13	Phnom Penh	38	Cheung	FHD	11,055	3,406	1,879	2,044	2,301	45	20,730
		39	Kandal	FHD	110,263	934,963	50,619	37,659	96,374	3,335	1,233,212
		40	Lech	FHD	8,243	8,092	784	2,654	2,248	0	22,021
		41	Sen Sok	FHD	13,127	0	145	0	0	0	13,272
		42	Tbong - Khan Meanchey HEF	KCHP	19,862	20,537	9,952	1,953	4,174	15	56,492
		43	Tbong - Phnom Penh HEF	FHD	667	0	0	0	0	0	667
14	Preah Vihear	44	Tbeng Meanchey	AFH	19,186	131,294	148,249	29,219	25,382	555	353,885
15	Prey Veng	45	Kamchay Mear	CHC	201	5,137	287	782	1,112	0	7,519
		46	Mesang		0	0	0	0	0	0	0
		47	Neak Loeung	CHC	113	18,107	7,858	1,057	3,986	44	31,165
		48	Pearaing	AFH	20,124	66,935	3,786	6,682	12,479	104	110,111
		49	Preah Sdach	AFH	45,400	48,894	526	6,382	13,813	15	115,030
		50	Svay Antor	CHC	1,154	38,468	6,750	2,895	7,312	162	56,741
16	Pursat	51	Bakan	Mor Sor Sor	37,089	12,693	5,118	1,500	5,253	74	61,728
		52	Sampov Meas	Mor Sor Sor	81,270	110,553	10,211	5,474	16,565	566	224,639
17	Ratanakiri	53	Banlong	AFH	8,183	74,928	834	8,824	9,973	179	102,922
18	Siemreap	54	Ankor Chhum	STSA	77,952	18,110	2,839	607	1,737	0	101,244

No.	Provinces	No.	Operational District	Operator.	Total Direct benefit cost (USD)						
					OPD	IPD including Delivery	Transport OPD	Transport IPD	Food	(Other)	Total Direct
		55	Kralanh	CHC	14,990	22,717	6,266	1,409	8,915	75	54,371
		56	Siem Reap	AFH	28,265	131,947	86,331	9,842	32,203	1,020	289,608
		57	Sot Nikum	AFH	20,444	40,956	32,990	10,009	10,081	354	114,834
19	Sihanoukville	58	Preah Sihanouk	BFH	29,796	138,863	7,336	7,581	24,393	1,073	209,042
20	Stung Treng	59	Steung Treng	CHO	111	78,283	5,051	8,554	10,388	281	102,668
21	Svay Rieng	60	Svay Rieng	SHSFO	6,470	135,308	18,920	8,324	24,435	463	193,920
		61	Ang Rokar	BFH	60,903	26,813	9,667	2,565	9,987	30	109,965
		62	Bati	BFH	22,621	26,572	1,108	2,325	8,107	0	60,733
22	Takeo	63	Daun Keo	BFH	44595.95	148878.36	7988.78	7460.17	26671.65	614.72	236209.64
		64	Kirivong	BFH	51355.95	87701.58	34156.77	11634.2	20477.01	180.07	205505.59
		65	Prey Kabass	BFH	45164.02	8976.77	17233.18	1396.14	2627.71	14.77	75412.61
<b>Total</b>					<b>1798584.59</b>	<b>4931382.83</b>	<b>802174.7</b>	<b>475918.63</b>	<b>934041.43</b>	<b>22200.76</b>	<b>8964303.03</b>

No.	Provinces	No.	Operational District	Operator.	Total Direct benefit cost (USD) at RH						
					OPD	IPD including Delivery	Transport OPD	Transport IPD	Food	(Other)	Total Direct
		1	Mongkol Borei	PFD	8,616	156,313	22,401.66	8,248	43,092	1,057	239,728
1	Banteay Meanchey	2	Poipet	PFD	9,203	64,816	859.71	2,997	13,300	75	91,251
		3	Preah Net Preah	PFD	5,052	22,365	800.19	1,028	5,565	59	34,870
		4	Thma Puok	PFD	47	6,818	56.35	331	1,211	15	8,479
		5	Battambang	PFD	34,683	358,985	50,037.95	32,393	64,322	2,397	542,819
2	Battambang	6	Maung Russei	PFD	11,775	87,028	34,086.08	19,058	18,169	448	170,564
		7	Sampov Luon	PFD	1,212	79,846	535.69	7,507	13,362	372	102,834
		8	Sangkae	PFD	10,928	10,281	0.00	167	0	0	21,377
		9	Thmar Koul	PFD	1,347	21,022	1,287.70	1,665	5,527	45	30,894
		10	Batheay		0	0	0.00	0	0	0	0
3	Kampong Cham	11	Chamkar Leu - Stueng Trang	AFH	297	60,949	1,346.85	16,282	16,622	164	95,661
		12	Choeung Prey - Batheay	AFH	22	40,670	482.20	13,779	14,949	25	69,928

No.	Provinces	No.	Operational District	Operator.	Total Direct benefit cost (USD) at RH						
					OPD	IPD including Delivery	Transport OPD	Transport IPD	Food	(Other)	Total Direct
		13	Kampong Cham - Kg. Siem	AFH	6,863	393,078	30,786.68	19,959	72,902	2,357	525,945
		14	Kroch Chhmar - Stung Trang	CHC	542	6,904	774.48	959	3,492	118	12,788
		15	Memut	RHAC	270	106,269	679.10	8,415	20,030	179	135,841
		16	O Reang Ov - Koh Soutin	CHC	34	6,185	39.15	231	1,674	15	8,179
		17	Ponhea Krek - Dambae	RHAC	4,084	60,164	13,839.52	4,471	14,260	119	96,939
		18	Prey Chhor - Kang Meas	AFH	0	29,143	0.00	4,735	9,455	75	43,407
		19	Srey Santhor - Kang Meas	CHC	705	10,959	1,866.64	1,156	3,049	15	17,751
		20	Stueng Trang		0	0	0.00	0	0	0	0
		21	Tbong Khmum - Kroch Chhmar	RHAC	3,857	121,031	2,681.35	1,888	21,279	224	150,961
		22	Boribo	RHAC	37	19,960	98.38	3,371	4,342	60	27,868
4	Kampong Chhnang	23	Kampong Chhnang	RHAC	2,483	123,288	576.91	21,443	36,392	521	184,704
		24	Kampong Tralach	RHAC	167	32,233	2.95	1,549	8,341	30	42,322
5	Kampong Speu	25	Kong Pisey	CHO	1,653	7,237	5,229.08	650	1,905	0	16,674
		26	Ou Dongk		0	0	0.00	0	0	0	0
		27	Baray and Santuk	AFH	690	29,870	1,189.17	2,113	6,085	90	40,037
6	Kampong Thom	28	Kampong Thom	AFH	11,115	105,236	41,250.15	16,592	20,650	593	195,437
		29	Stong	AFH	2,007	34,135	4,289.37	4,035	9,785	232	54,484
7	Kampot	30	Kampot	BFH	7,199	43,278	6,952.24	1,921	6,046	30	65,426
8	Kep	31	Kep	BFH	1,828	5,667	4,436.99	951	1,598	15	14,496
9	Koh Kong	32	Smach Mean Chey	RHAC	12,847	70,462	11,550.58	5,187	13,341	1,106	114,493
		33	Srae Ambel	RHAC	3,706	43,314	14,295.41	12,520	10,514	75	84,424
10	Kratie	34	Chhlong	AFH	946	59,725	122.59	6,221	12,365	179	79,558
		35	Kratie	AFH	6,351	197,387	3,103.79	23,526	31,445	1,298	263,111
11	Mondul Kiri	36	Sen Monorom	AFH	4	58,793	82.53	32,697	17,452	388	109,416
12	Oddar Meanchey	37	Samraong	CHC	10,522	118,838	56,311.96	19,041	30,526	626	235,867
		38	Cheung	FHD	250	3,406	1,422.06	2,044	2,301	45	9,468
13	Phnom Penh	39	Kandal	FHD	108,390	934,963	50,619.44	37,659	96,374	3,335	1,231,339
		40	Lech	FHD	5,714	8,092	759.66	2,654	2,248	0	19,468
		41	Sen Sok	FHD	0	0	0.00	0	0	0	0

No.	Provinces	No.	Operational District	Operator.	Total Direct benefit cost (USD) at RH						
					OPD	IPD including Delivery	Transport OPD	Transport IPD	Food	(Other)	Total Direct
		42	Tbong - Khan Meanchey HEF	KCHP	6,546	20,537	9,901.09	1,953	4,174	15	43,125
		43	Tbong - Phnom Penh HEF	FHD	0	0	0.00	0	0	0	0
14	Preah Vihear	44	Tbeng Meanchey	AFH	15,129	131,294	148,064.56	29,219	25,382	555	349,643
		45	Kamchay Mear	CHC	201	5,137	286.88	782	1,112	0	7,519
		46	Mesang		0	0	0.00	0	0	0	0
15	Prey Veng	47	Neak Loeung	CHC	113	18,107	7,857.92	1,057	3,986	44	31,165
		48	Pearaing	AFH	914	66,935	3,785.95	6,682	12,479	104	90,901
		49	Preah Sdach	AFH	0	48,894	0.00	6,382	13,813	15	69,104
		50	Svay Antor	CHC	1,154	38,468	6,750.34	2,895	7,312	162	56,741
16	Pursat	51	Bakan	Mor Sor Sor	2,413	12,693	4,487.03	1,500	5,253	74	26,421
		52	Sampov Meas	Mor Sor Sor	19,806	110,553	9,728.74	5,474	16,565	566	162,694
17	Ratanakiri	53	Banlong	AFH	7,935	74,928	833.92	8,824	9,973	179	102,673
		54	Ankor Chhum	STSA	4,330	18,110	2,279.34	607	1,737	0	27,062
18	Siemreap	55	Kralanh	CHC	2,662	22,717	6,115.14	1,409	8,915	75	41,892
		56	Siem Reap	AFH	13,933	131,947	86,233.64	9,842	32,203	1,020	275,179
		57	Sot Nikum	AFH	4,072	40,956	32,880.69	10,009	10,081	354	98,353
19	Sihanoukville	58	Preah Sihanouk	BFH	2,343	138,863	6,931.05	7,581	24,393	1,073	181,184
20	Stung Treng	59	Steung Treng	CHO	111	78,283	5,050.93	8,554	10,388	281	102,668
21	Svay Rieng	60	Svay Rieng	SHSFO	6,383	135,308	18,920.29	8,324	24,435	463	193,833
		61	Ang Rokar	BFH	9,799	26,813	9,346.04	2,565	9,987	30	58,540
		62	Bati	BFH	2,949	26,572	842	2,325	8,107	0	40,795
22	Takeo	63	Daun Keo	BFH	9668.7	148878.36	7423.58	7460.17	26670.92	614.72	200,716
		64	Kirivong	BFH	7173.1	87701.58	33970.02	11634.2	20477.01	180.07	161135.99
		65	Prey Kabass	BFH	9961.34	8976.77	16945.05	1396.14	2627.71	14.77	39921.8
	<b>Total</b>				<b>403040.32</b>	<b>4931382.83</b>	<b>783488.9</b>	<b>475918.63</b>	<b>934040.7</b>	<b>22200.76</b>	<b>7550072.23</b>

No.	Provinces	No.	Operational District	Operator.	Total Direct benefit cost (USD) at HC					
-----	-----------	-----	----------------------	-----------	---------------------------------------	--	--	--	--	--



				OPD	IPD including Delivery	Transport OPD	Transport IPD	Food	(Other)	Total Direct	
1	Banteay Meanchey	1	Mongkol Borei	PFD	71,670	0	113	0	0	0	71,783
		2	Poipet	PFD	36,024	0	21	0	0	0	36,045
		3	Preah Net Preah	PFD	46,320	0	212	0	0	0	46,532
		4	Thma Puok	PFD	558	0	3	0	0	0	561
2	Battambang	5	Battambang	PFD	107,298	0	944	0	0	0	108,242
		6	Maung Russei	PFD	98,915	0	1,525	0	0	0	100,440
		7	Sampov Luon	PFD	24,924	0	367	0	0	0	25,291
		8	Sangkae	PFD	87,834	0	1,516	0	0	0	89,350
		9	Thmar Koul	PFD	22,467	0	186	0	0	0	22,652
3	Kampong Cham	10	Batheay		0	0	0	0	0	0	0
		11	Chamkar Leu - Stueng Trang	AFH	10,846	0	220	0	0	0	11,066
		12	Choeung Prey - Batheay	AFH	17,784	0	297	0	0	0	18,081
		13	Kampong Cham - Kg. Siem	AFH	0	0	0	0	0	0	0
		14	Kroch Chhmar - Stung Trang	CHC	0	0	0	0	0	0	0
		15	Memut	RHAC	19,046	0	578	0	0	0	19,624
		16	O Reang Ov - Koh Soutin	CHC	0	0	0	0	0	0	0
		17	Ponhea Krek - Dambae	RHAC	19,319	0	675	0	0	0	19,995
		18	Prey Chhor - Kang Meas	AFH	12,773	0	202	0	0	0	12,975
		19	Srey Santhor - Kang Meas	CHC	0	0	0	0	0	0	0
		20	Stueng Trang		0	0	0	0	0	0	0
		4	Kampong Chhnang	21	Tbong Khmum - Kroch Chhmar	RHAC	18,363	0	436	0	0
22	Boribo			RHAC	51,464	0	736	0	0	0	52,201
23	Kampong Chhnang			RHAC	22,973	0	1,500	0	0	0	24,473
24	Kampong Tralach			RHAC	37,551	0	881	0	0	0	38,432
5	Kampong Speu	25	Kong Pisey	CHO	0	0	0	0	0	0	
		26	Ou Dongk		0	0	0	0	0	0	0
6	Kampong Thom	27	Baray and Santuk	AFH	5,443	0	0	0	0	0	5,443
		28	Kampong Thom	AFH	38,155	0	0	0	0	0	38,155
		29	Stong	AFH	13,365	0	0	0	0	0	13,365
7	Kampot	30	Kampot	BFH	15,069	0	253	0	0	15,322	

No.	Provinces	No.	Operational District	Operator.	Total Direct benefit cost (USD) at HC						Total Direct
					OPD	IPD including Delivery	Transport OPD	Transport IPD	Food	(Other)	
8	Kep	31	Kep	BFH	6,985	0	70	0	0	0	7,055
9	Koh Kong	32	Smach Mean Chey	RHAC	11,160	0	44	0	0	0	11,204
		33	Srae Ambel	RHAC	8,572	0	309	0	0	0	8,881
10	Kratie	34	Chhlong	AFH	16,954	0	252	0	0	0	17,207
		35	Kratie	AFH	11,835	0	256	0	0	0	12,090
11	Mondul Kiri	36	Sen Monorom	AFH	4,178	0	57	0	0	0	4,235
12	Oddar Meanchey	37	Samraong	CHC	21,044	0	1,581	0	0	0	22,625
		38	Cheung	FHD	10,805	0	457	0	0	0	11,262
13	Phnom Penh	39	Kandal	FHD	1,873	0	0	0	0	0	1,873
		40	Lech	FHD	2,529	0	24	0	0	0	2,553
		41	Sen Sok	FHD	13,127	0	145	0	0	0	13,272
		42	Tbong - Khan Meanchey HEF	KCHP	13,316	0	51	0	0	0	13,367
		43	Tbong - Phnom Penh HEF	FHD	667	0	0	0	0	0	667
14	Preah Vihear	44	Tbeng Meanchey	AFH	4,057	0	185	0	0	0	4,242
		45	Kamchay Mear	CHC	0	0	0	0	0	0	0
		46	Mesang		0	0	0	0	0	0	0
15	Prey Veng	47	Neak Loeung	CHC	0	0	0	0	0	0	0
		48	Pearaing	AFH	19,210	0	0	0	0	0	19,210
		49	Preah Sdach	AFH	45,400	0	526	0	0	0	45,926
		50	Svay Antor	CHC	0	0	0	0	0	0	0
16	Pursat	51	Bakan	Mor Sor Sor	34,677	0	631	0	0	0	35,307
		52	Sampov Meas	Mor Sor Sor	61,464	0	482	0	0	0	61,946
17	Ratanakiri	53	Banlong	AFH	248	0	0	0	0	0	248
		54	Ankor Chhum	STSA	73,622	0	559	0	0	0	74,181
18	Siemreap	55	Kralanh	CHC	12,328	0	150	0	0	0	12,479
		56	Siem Reap	AFH	14,332	0	98	0	0	0	14,430
		57	Sot Nikum	AFH	16,371	0	109	0	0	0	16,481
19	Sihanoukville	58	Preah Sihanouk	BFH	27,453	0	405	0	0	0	27,858

No.	Provinces	No.	Operational District	Operator.	Total Direct benefit cost (USD) at HC						Total Direct
					OPD	IPD including Delivery	Transport OPD	Transport IPD	Food	(Other)	
20	Stung Treng	59	Steung Treng	CHO	0	0	0	0	0	0	0
21	Svay Rieng	60	Svay Rieng	SHSFO	87	0	0	0	0	0	87
		61	Ang Rokar	BFH	51,104	0	321	0	0	0	51,425
		62	Bati	BFH	19,672	0	265	0	0	0	19,938
22	Takeo	63	Daun Keo	BFH	34927.25	0	565.2	0	0.73	0	35493.18
		64	Kirivong	BFH	44182.85	0	187	0	0	0	44369.6
		65	Prey Kabass	BFH	35,203	0	288.13	0	0	0	35490.81
<b>Total</b>					<b>1395544.27</b>	<b>0</b>	<b>18685.8</b>	<b>0</b>	<b>0.73</b>	<b>0</b>	<b>1414230.8</b>

#### HEF EXPENDITURE INDIRECT COST SUPPORTED BY HSSP2 TOTAL IN 2014

No.	Provinces	No.	Operational District	Operator.	Total Indirect Cost (USD)									
					Indirect Benefit Costs	Salary of staff (exclude pre-identification salary)	Pre-identification Costs	Salaries	Materials	Transport	Per Diems	Other Costs	Community Networking	HEF Promotion Activities
1	Banteay Meanchey	1	Mongkol Borei	PFD	29,659	25,405	0	0	0	0	0	0	2,573	1,681
		2	Poipet	PFD	21,800	18,671	0	0	0	0	0	0	1,818	1,311
		3	Preah Net Preah	PFD	20,740	17,727	0	0	0	0	0	0	2,682	331
		4	Thma Puok	PFD	0	0	0	0	0	0	0	0	0	0
2	Battambang	5	Battambang	PFD	57,196	49,290	150	150	0	0	0	0	4,600	3,155
		6	Maung Russei	PFD	21,150	17,790	0	0	0	0	0	0	2,015	1,345
		7	Sampov Luon	PFD	11,509	7,846	0	0	0	0	0	0	1,883	1,779
		8	Sangkae	PFD	0	0	0	0	0	0	0	0	0	0
		9	Thmar Koul	PFD	0	0	0	0	0	0	0	0	0	0
3	Kampong Cham	10	Batheay		0	0	0	0	0	0	0	0	0	

No.	Provinces	No.	Operational District	Operator.	Total Indirect Cost (USD)									
					Indirect Benefit Costs	Salary of staff (exclude pre-identification salary)	Pre-identification Costs	Salaries	Materials	Transport	Per Diems	Other Costs	Community Networking	HEF Promotion Activities
		11	Chamkar Leu - Stueng Trang	AFH	15,836	12,834	0	0	0	0	0	0	3,002	0
		12	Choeung Prey - Batheay	AFH	17,847	14,367	0	0	0	0	0	0	3,481	0
		13	Kampong Cham - Kg. Siem	AFH	19,112	13,525	0	0	0	0	0	0	5,487	100
		14	Kroch Chhmar - Stung Trang	CHC	0	0	0	0	0	0	0	0	0	0
		15	Memut	RHAC	21,507	13,415	1,050	933	0	117	0	0	6,920	122
		16	O Reang Ov - Koh Soutin	CHC	0	0	0	0	0	0	0	0	0	0
		17	Ponhea Krek - Dambae	RHAC	19,586	12,018	314	0	0	314	0	0	7,107	147
		18	Prey Chhor - Kang Meas	AFH	19,035	14,541	0	0	0	0	0	0	4,494	0
		19	Srey Santhor - Kang Meas	CHC	0	0	0	0	0	0	0	0	0	0
		20	Stueng Trang		0	0	0	0	0	0	0	0	0	0
		21	Tbong Khmum - Kroch Chhmar	RHAC	30,513	11,798	1,337	0	0	1,297	40	0	14,719	2,659
4	Kampong Chhnang	22	Boribo	RHAC	22,107	9,305	2,482	0	0	2,340	142	0	7,669	2,651
		23	Kampong Chhnang	RHAC	29,169	14,317	2,996	0	0	2,585	411	0	9,861	1,995
		24	Kampong Tralach	RHAC	22,095	11,044	2,194	0	0	2,157	37	0	7,918	939
5	Kampong Speu	25	Kong Pisey	CHO	0	0	0	0	0	0	0	0	0	0
		26	Ou Dongk		0	0	0	0	0	0	0	0	0	0
6	Kampong Thom	27	Baray and Santuk	AFH	0	0	0	0	0	0	0	0	0	0
		28	Kampong Thom	AFH	23,212	20,346	0	0	0	0	0	0	2,866	0
		29	Stong	AFH	16,953	13,960	0	0	0	0	0	0	2,993	0
7	Kampot	30	Kampot	BFH	0	0	0	0	0	0	0	0	0	0
8	Kep	31	Kep	BFH	0	0	0	0	0	0	0	0	0	0
9	Koh Kong	32	Smach Mean Chey	RHAC	21,835	11,111	1,387	0	0	597	789	0	9,009	328
		33	Srae Ambel	RHAC	17,385	9,389	631	37	0	557	0	37	6,439	926
10	Kratie	34	Chhlong	AFH	18,015	16,921	0	0	0	0	0	0	1,094	0
		35	Kratie	AFH	12,934	11,506	0	0	0	0	0	0	1,428	0
11	Mondul Kiri	36	Sen Monorom	AFH	16,975	14,948	0	0	0	0	0	0	2,027	0
12	Oddar Meanchey	37	Samraong	CHC	27,137	26,280	0	0	0	0	0	0	715	142
13	Phnom Penh	38	Cheung	FHD	0	0	0	0	0	0	0	0	0	0

Total Indirect Cost (USD)														
No.	Provinces	No.	Operational District	Operator.	Indirect Benefit Costs	Salary of staff (exclude pre-identification salary)	Pre-identification Costs	Salaries	Materials	Transport	Per Diems	Other Costs	Community Networking	HEF Promotion Activities
		39	Kandal	FHD	46,438	38,341	0	0	0	0	0	0	4,258	3,839
		40	Lech	FHD	0	0	0	0	0	0	0	0	0	0
		41	Sen Sok	FHD	0	0	0	0	0	0	0	0	0	0
		42	Tbong - Khan Meanchey HEF	KCHP	14,476	11,589	0	0	0	0	0	0	1,242	1,645
		43	Tbong - Phnom Penh HEF	FHD	0	0	0	0	0	0	0	0	0	0
14	Preah Vihear	44	Tbeng Meanchey	AFH	15,215	12,646	0	0	0	0	0	0	2,569	0
		45	Kamchay Mear	CHC	0	0	0	0	0	0	0	0	0	0
		46	Mesang		0	0	0	0	0	0	0	0	0	0
15	Prey Veng	47	Neak Loeung	CHC	0	0	0	0	0	0	0	0	0	0
		48	Pearaing	AFH	14,664	11,014	0	0	0	0	0	0	3,650	0
		49	Preah Sdach	AFH	13,879	11,186	0	0	0	0	0	0	2,693	0
		50	Svay Antor	CHC	0	0	0	0	0	0	0	0	0	0
16	Pursat	51	Bakan	Mor Sor Sor	0	0	0	0	0	0	0	0	0	0
		52	Sampov Meas	Mor Sor Sor	0	0	0	0	0	0	0	0	0	0
17	Ratanakiri	53	Banlong	AFH	15,191	13,305	0	0	0	0	0	0	1,885	0
		54	Ankor Chhum	STSA	13,458	0	0	0	0	0	0	0	13,458	0
18	Siemreap	55	Kralanh	CHC	10,281	9,000	0	0	0	0	0	0	715	566
		56	Siem Reap	AFH	14,139	12,547	0	0	0	0	0	0	1,593	0
		57	Sot Nikum	AFH	23,793	17,949	0	0	0	0	0	0	5,843	0
19	Sihanoukville	58	Preah Sihanouk	BFH	48,442	40,139	3,174	0	0	54	1,243	1,877	4,557	573
20	Stung Treng	59	Steung Treng	CHO	0	0	0	0	0	0	0	0	0	0
21	Svay Rieng	60	Svay Rieng	SHSFO	0	0	0	0	0	0	0	0	0	0
		61	Ang Rokar	BFH	37,182	29,328	0	0	0	0	0	0	7,552	302
		62			4,875	4,677	0	0	0	0	0	0	105	92
22	Takeo	63	Daun Keo	BFH	9043.8	7560	0	0	0	0	0	0	1045	438.8
		64	Kirivong	BFH	62380.9	45858.98	0	0	0	0	0	0	16002.62	519.31
		65	Prey Kabass	BFH	4,449	4,253	0	0	0	0	0	0	0	197
	<b>Total</b>				<b>881,209</b>	<b>657,748</b>	<b>15,715</b>	<b>1,120</b>	<b>0</b>	<b>10,019</b>	<b>2,662</b>	<b>1,914</b>	<b>179,964</b>	<b>27,782</b>

No.	Provinces	No.	Operational District	Operator.	Total Indirect Cost (USD)										Total
-----	-----------	-----	----------------------	-----------	---------------------------	--	--	--	--	--	--	--	--	--	-------

District			Administrative Costs	All Other Staff Salaries	Office Rent/Utilities/Communications/Supplies	Overhead	Program Development Costs	Consultants	Technical Assistance	Start-up Costs		
1	Banteay Meanchey	1	Mongkol Borei	PFD	17,103	10,133	6,970	0	0	0	0	46,761
		2	Poipet	PFD	1,840	0	1,840	0	0	0	0	23,639
		3	Preah Net Preah	PFD	2,035	0	2,035	0	0	0	0	22,775
		4	Thma Puok	PFD	0	0	0	0	0	0	0	0
2	Battambang	5	Battambang	PFD	9,625	4,459	5,166	0	0	0	0	66,821
		6	Maung Russei	PFD	2,965	508	2,457	0	0	0	0	24,116
		7	Sampov Luon	PFD	3,896	584	3,312	0	0	0	0	15,405
		8	Sangkae	PFD	0	0	0	0	0	0	0	0
		9	Thmar Koul	PFD	0	0	0	0	0	0	0	0
		10	Batheay		0	0	0	0	0	0	0	0
3	Kampong Cham	11	Chamkar Leu - Stueng Trang	AFH	7,851	1,480	2,655	3,716	0	0	0	23,687
		12	Choeung Prey - Batheay	AFH	7,908	1,480	2,621	3,808	0	0	0	25,756
		13	Kampong Cham - Kg. Siem	AFH	7,944	1,480	2,657	3,808	0	0	0	27,056
		14	Kroch Chhmar - Stung Trang	CHC	0	0	0	0	0	0	0	0
		15	Memut	RHAC	19,098	8,802	3,711	6,586	0	0	0	40,605
		16	O Reang Ov - Koh Soutin	CHC	0	0	0	0	0	0	0	0
		17	Ponhea Krek - Dambae	RHAC	18,906	8,789	3,530	6,586	0	0	0	38,492
		18	Prey Chhor - Kang Meas	AFH	8,311	1,480	3,023	3,808	0	0	0	27,345
		19	Srey Santhor - Kang Meas	CHC	0	0	0	0	0	0	0	0
		20	Stueng Trang		0	0	0	0	0	0	0	0
		21	Tbong Khmum -	RHAC	20,602	9,888	3,760	6,955	0	0	0	51,115

**Total Indirect Cost (USD)**

No.	Provinces	No.	Operational District	Operator.	Administrative Costs	All Other Staff Salaries	Office Rent/Utilities/Communications/Supplies	Overhead	Program Development Costs	Consultants	Technical Assistance	Start-up Costs	Total
			Kroch Chhmar										
4	Kampong Chhnang	22	Boribo	RHAC	19,031	8,570	3,823	6,637	0	0	0	0	41,138
		23	Kampong Chhnang	RHAC	19,706	9,424	3,696	6,586	0	0	0	0	48,875
		24	Kampong Tralach	RHAC	18,126	8,282	3,258	6,586	0	0	0	0	40,222
5	Kampong Speu	25	Kong Pisey	CHO	0	0	0	0	0	0	0	0	0
		26	Ou Dongk		0	0	0	0	0	0	0	0	0
6	Kampong Thom	27	Baray and Santuk	AFH	0	0	0	0	0	0	0	0	0
		28	Kampong Thom	AFH	19,405	6,940	6,518	5,948	0	0	0	0	42,617
		29	Stong	AFH	12,114	5,962	2,488	3,663	0	0	0	0	29,067
7	Kampot	30	Kampot	BFH	0	0	0	0	0	0	0	0	0
8	Kep	31	Kep	BFH	0	0	0	0	0	0	0	0	0
9	Koh Kong	32	Smach Mean Chey	RHAC	18,513	8,561	3,365	6,586	0	0	0	0	40,347
		33	Srae Ambel	RHAC	17,957	8,131	3,240	6,586	0	0	0	0	35,342
10	Kratie	34	Chhlong	AFH	14,419	6,806	2,953	4,659	0	0	0	0	32,433
		35	Kratie	AFH	12,570	5,822	3,233	3,515	0	0	0	0	25,504
11	Mondul Kiri	36	Sen Monorom	AFH	13,500	6,768	2,867	3,865	0	0	0	0	30,475
12	Oddar Meanchey	37	Samraong	CHC	9,766	0	6,318	3,448	0	0	0	0	36,904
		38	Cheung	FHD	0	0	0	0	0	0	0	0	0
		39	Kandal	FHD	50,573	25,487	15,300	9,786	0	0	0	0	97,011
		40	Lech	FHD	0	0	0	0	0	0	0	0	0
		41	Sen Sok	FHD	0	0	0	0	0	0	0	0	0
13	Phnom Penh	42	Tbong - Khan Meanchey HEF	KCHP	15,000	10,932	4,068	0	0	0	0	0	29,475
		43	Tbong - Phnom Penh HEF	FHD	0	0	0	0	0	0	0	0	0
14	Preah Vihear	44	Tbeng Meanchey	AFH	14,960	7,639	2,895	4,426	0	0	0	0	30,175
15	Prey Veng	45	Kamchay Mear	CHC	0	0	0	0	0	0	0	0	0
		46	Mesang		0	0	0	0	0	0	0	0	0

**Total Indirect Cost (USD)**

No.	Provinces	No.	Operational District	Operator.	Administrative Costs	All Other Staff Salaries	Office Rent/Utilities/Communications/Supplies	Overhead	Program Development Costs	Consultants	Technical Assistance	Start-up Costs	Total
		47	Neak Loeung	CHC	0	0	0	0	0	0	0	0	0
		48	Pearaing	AFH	12,061	5,811	2,728	3,522	0	0	0	0	26,724
		49	Preah Sdach	AFH	12,813	5,753	3,562	3,498	0	0	0	0	26,691
		50	Svay Antor	CHC	0	0	0	0	0	0	0	0	0
16	Pursat	51	Bakan	Mor Sor Sor	0	0	0	0	0	0	0	0	0
		52	Sampov Meas	Mor Sor Sor	0	0	0	0	0	0	0	0	0
17	Ratanakiri	53	Banlong	AFH	13,602	6,695	2,680	4,227	0	0	0	0	28,793
		54	Ankor Chhum	STSA	23,803	14,760	9,043	0	0	0	0	0	37,261
18	Siemreap	55	Kralanh	CHC	2,292	0	1,499	793	0	0	0	0	12,573
		56	Siem Reap	AFH	10,681	4,551	2,323	3,808	0	0	0	0	24,820
		57	Sot Nikum	AFH	13,072	5,927	3,338	3,808	0	0	0	0	36,865
19	Sihanoukville	58	Preah Sihanouk	BFH	6,588	0	6,588	0	1,463	1,463	0	0	56,493
20	Stung Treng	59	Steung Treng	CHO	0	0	0	0	0	0	0	0	0
21	Svay Rieng	60	Svay Rieng	SHSFO	0	0	0	0	0	0	0	0	0
		61	Ang Rokar	BFH	10,382	0	10,382	0	0	0	0	0	47,564
		62			654	0	654	0	0	0	0	0	5,529
22	Takeo	63	Daun Keo	BFH	1688.96	0	1688.96	0	0	0	0	0	10732.76
		64	Kirivong	BFH	11588.8	0	11354.49	234.31	0	0	0	0	73969.71
		65	Prey Kabass	BFH	601	0	601	0	0	0	0	0	5,050
<b>Total</b>					<b>503,550</b>	<b>211,904</b>	<b>164,198</b>	<b>127,448</b>	<b>1,463</b>	<b>1,463</b>	<b>0</b>	<b>0</b>	<b>1386222</b>

HEF SUPPORT BY HSSP2 UTILIZATION Q2, 2014 BY PRE\_ID AND POST\_ID

No.	Provinces	No.	Operational District	Operator.	Total Pre and Post_ID
1	Banteay Meanchey	1	Mongkol Borei	PFD	46,063
		2	Poipet	PFD	29,789



No.	Provinces	No.	Operational District	Operator.	Total Pre and Post_ID
2	Battambang	3	Preah Net Preah	PFD	33,419
		4	Thma Puok	PFD	30,739
		5	Battambang	PFD	99,493
		6	Maung Russei	PFD	66,891
		7	Sampov Luon	PFD	46,206
		8	Sangkae	PFD	67,858
		9	Thmar Koul	PFD	63,507
		10	Batheay		0
		11	Chamkar Leu - Stueng Trang	AFH	41,723
		12	Choeung Prey - Batheay	AFH	47,344
3	Kampong Cham	13	Kampong Cham - Kg. Siem	AFH	60,493
		14	Kroch Chhmar - Stung Trang	CHC	11,096
		15	Memut	RHAC	35,292
		16	O Reang Ov - Koh Soutin	CHC	14,567
		17	Ponhea Krek - Dambae	RHAC	53,347
		18	Prey Chhor - Kang Meas	AFH	41,899
		19	Srey Santhor - Kang Meas	CHC	31,933
		20	Stueng Trang		0
		21	Tbong Khmum - Kroch Chhmar	RHAC	42,872
		22	Boribo	RHAC	27,981
4	Kampong Chhnang	23	Kampong Chhnang	RHAC	67,073
		24	Kampong Tralach	RHAC	46,350
5	Kampong Speu	25	Kong Pisey	CHO	56,282
		26	Ou Dongk		0
6	Kampong Thom	27	Baray and Santuk	AFH	55,285
		28	Kampong Thom	AFH	55,804
		29	Stong	AFH	30,129
7	Kampot	30	Kampot	BFH	14,104
8	Kep	31	Kep	BFH	6,899
9	Koh Kong	32	Smach Mean Chey	RHAC	25,146

No.	Provinces	No.	Operational District	Operator.	Total Pre and Post_ID
		33	Srae Ambel	RHAC	27,689
10	Kratie	34	Chhlong	AFH	28,563
		35	Kratie	AFH	56,354
11	Mondul Kiri	36	Sen Monorom	AFH	24,877
12	Oddar Meanchey	37	Samraong	CHC	71,334
		38	Cheung	FHD	27,222
		39	Kandal	FHD	10,502
		40	Lech	FHD	39,979
		41	Sen Sok	FHD	19,101
13	Phnom Penh	42	Tbong - Khan Meanchey HEF	KCHP	24,464
		43	Tbong - Phnom Penh HEF	FHD	3,881
		44	Tbeng Meanchey	AFH	51,830
14	Preah Vihear	45	Kamchay Mear	CHC	30,883
		46	Mesang		0
15	Prey Veng	47	Neak Loeung	CHC	44,797
		48	Pearaing	AFH	45,701
		49	Preah Sdach	AFH	40,385
		50	Svay Antor	CHC	42,958
16	Pursat	51	Bakan	Mor Sor Sor	40,914
		52	Sampov Meas	Mor Sor Sor	97,576
17	Ratanakiri	53	Banlong	AFH	31,945
18	Siemreap	54	Ankor Chhum	STSA	63,207
		55	Kralanh	CHC	14,281
		56	Siem Reap	AFH	87,206
		57	Sot Nikum	AFH	96,988
19	Sihanoukville	58	Preah Sihanouk	BFH	42,318
20	Stung Treng	59	Steung Treng	CHO	31,801
21	Svay Rieng	60	Svay Rieng	SHSFO	74,007
22	Takeo	61	Ang Rokar	BFH	27,083
		62	Bati	BFH	44,128

No.	Provinces	No.	Operational District	Operator.	Total Pre and Post_ID
		63	Daun Keo	BFH	48,731
		64	Kirivong	BFH	42,973
		65	Prey Kabass	BFH	37,497
<b>Total</b>					<b>2,620,759</b>

## HEF SUPPORT BY HSSP2 UTILIZATION TOTAL IN 2014

No.	Provinces	No.	Operational District	Operator.	Total utilization					Total utilization at RH					Total utilization HC						
					OPD	IPD No Delivery	Surgery	Delivery	ALS	Total	OPD	IPD No Delivery	Surgery	Delivery	ALS	Total	OPD	IPD No Delivery	Delivery	ALS	Total
1	Banteay Meanchey	1	Mongkol Borei	PFD	70,189	3,725	0	919	9	74,833	4,573	3,725	0	513	9	8,811	65,616	0	406	0	66,022
		2	Poipet	PFD	37,363	2,139	0	644	6	40,146	414	1,749	0	343	6	2,506	36,949	390	301	6	37,640
		3	Preah Net Preah	PFD	45,191	1,183	0	452	6	46,826	785	727	0	58	7	1,570	44,406	456	394	5	45,256
		4	Thma Puok	PFD	376	183	0	62	6	621	15	180	0	43	6	238	361	3	19	3	383
2	Battambang	5	Battambang	PFD	107,038	7,021	0	2,523	7	116,582	8,151	6,397	0	1,175	8	15,723	98,887	624	1,348	4	100,859
		6	Maung Russei	PFD	87,364	2,528	0	1,436	5	91,328	4,628	2,528	0	589	5	7,745	82,736	0	847	0	83,583
		7	Sampov Luon	PFD	18,642	2,303	0	874	5	21,819	59	2,055	0	286	5	2,400	18,583	248	588	4	19,419
		8	Sangkae	PFD	81,191	472	0	1,238	3	82,901	0	0	0	0	0	0	81,191	472	1,238	3	82,901
		9	Thmar Koul	PFD	18,961	916	0	595	4	20,472	543	892	0	242	4	1,677	18,418	24	353	2	18,795
3	Kampong Cham	10	Batheay		0	0	0	0	0	0	0	0	0	0	0	0	0	0	0	0	0
		11	Chamkar Leu - Stung Trang	AFH	7,729	2,970	0	751	4	11,450	200	2,970	0	548	4	3,718	7,529	0	203	0	7,732
		12	Choeng Prey - Batheay	AFH	12,767	2,096	0	553	5	15,416	85	2,096	0	302	5	2,483	12,682	0	251	0	12,933
		13	Kampong Cham - Kg. Siem	AFH	2,817	7,340	0	1,156	8	11,313	2,817	7,340	0	1,156	8	11,313	0	0	0	0	0
		14	Kroch Chhmar - Stung Trang	CHC	313	350	0	77	7	740	313	350	0	77	7	740	0	0	0	0	0
		15	Memut	RHAC	16,856	2,849	0	807	5	20,512	136	2,849	0	547	5	3,532	16,720	0	260	0	16,980
		16	O Reang Ov - Koh Soutin	CHC	24	291	0	26	5	341	24	291	0	26	5	341	0	0	0	0	0
		17	Ponhea Krek - Dambae	RHAC	24,599	2,600	0	621	5	27,820	2,753	2,600	0	174	5	5,527	21,846	0	447	0	22,293
		18	Prey Chhor - Kang Meas	AFH	9,237	1,617	0	320	4	11,174	0	1,617	0	105	4	1,722	9,237	0	215	0	9,452
19	Srey Santhor - Kang Meas	CHC	373	341	0	48	7	762	373	341	0	48	7	762	0	0	0	0	0		

No.	Provinces	No.	Operational District	Operator.	Total utilization					Total utilization at RH					Total utilization HC						
					OPD	IPD No Delivery	Surgery	Delivery	ALS	Total	OPD	IPD No Delivery	Surgery	Delivery	ALS	Total	OPD	IPD No Delivery	Delivery	ALS	Total
		20	Stueng Trang		0	0	0	0	0	0	0	0	0	0	0	0	0	0	0	0	
		21	Tbong Khmum - Kroch Chhmar	RHAC	25,889	3,345	0	620	5	29,854	1,944	3,345	0	348	5	5,637	23,945	0	272	0	24,217
4	Kampong Chhnang	22	Boribo	RHAC	50,863	938	0	623	4	52,424	25	938	0	113	4	1,076	50,838	0	510	0	51,348
		23	Kampong Chhnang	RHAC	30,790	5,487	0	1,459	6	37,736	49	3,131	0	522	8	3,702	30,741	2,356	937	2	34,034
		24	Kampong Tralach	RHAC	46,072	1,363	0	881	5	48,316	118	1,363	0	240	5	1,721	45,954	0	641	0	46,595
		25	Kong Pisey	CHO	1,104	212	0	40	7	1,356	1,104	212	0	40	7	1,356	0	0	0	0	0
5	Kampong Speu	26	Ou Dongk		0	0	0	0	0	0	0	0	0	0	0	0	0	0	0	0	
		27	Baray and Santuk	AFH	7,416	863	0	172	5	8,451	221	781	0	148	5	1,150	7,195	82	24	4	7,301
6	Kampong Thom	28	Kampong Thom	AFH	44,376	2,477	0	381	6	47,234	2,883	2,310	0	313	6	5,506	41,493	167	68	6	41,728
		29	Stong	AFH	14,936	842	0	390	6	16,168	1,009	842	0	386	6	2,237	13,927	0	4	0	13,931
7	Kampot	30	Kampot	BFH	13,155	930	0	404	6	14,489	1,361	930	0	189	6	2,480	11,794	0	215	0	12,009
8	Kep	31	Kep	BFH	6,997	280	0	157	4	7,434	1,213	280	0	68	4	1,561	5,784	0	89	0	5,873
9	Koh Kong	32	Smach Mean Chey	RHAC	17,853	2,069	0	392	5	20,314	5,111	1,956	0	287	5	7,354	12,742	113	105	2	12,960
		33	Srae Ambel	RHAC	14,288	1,637	0	553	4	16,478	1,536	1,605	0	412	4	3,553	12,752	32	141	2	12,925
10	Kratie	34	Chhlong	AFH	14,967	1,840	0	501	5	17,308	67	1,796	0	262	5	2,125	14,900	44	239	5	15,183
		35	Kratie	AFH	11,332	3,948	0	850	6	16,130	2,243	3,710	0	588	6	6,541	9,089	238	262	4	9,589
11	Mondul Kiri	36	Sen Monorom	AFH	3,529	1,644	0	265	8	5,438	2	1,644	0	223	8	1,869	3,527	0	42	0	3,569
12	Oddar Meanchey	37	Samraong	CHC	26,174	4,280	0	894	9	31,348	6,245	4,280	0	383	9	10,908	19,929	0	511	0	20,440
		38	Cheung	FHD	8,950	337	0	128	6	9,415	184	337	0	8	6	529	8,766	0	120	0	8,886
13	Phnom Penh	39	Kandal	FHD	28,543	7,721	0	680	10	36,944	26,413	7,720	0	678	10	34,811	2,130	1	2	1	2,133
		40	Lech	FHD	4,401	364	0	123	4	4,888	2,411	364	0	106	4	2,881	1,990	0	17	0	2,007
		41	Sen Sok	FHD	8,419	0	0	117	0	8,536	0	0	0	0	0	0	8,419	0	117	0	8,536
		42	Tbong - Khan Meanchey HEF	KCHP	16,566	1,118	0	210	3	17,894	3,970	1,118	0	174	3	5,262	12,596	0	36	0	12,632
		43	Tbong - Phnom Penh HEF	FHD	550	0	0	3	0	553	0	0	0	0	0	0	550	0	3	0	553
14	Preah Vihear	44	Tbeng Meanchey	AFH	10,217	3,958	0	419	5	14,594	5,648	3,169	0	281	6	9,098	4,569	789	138	3	5,496
		45	Kamchay Mear	CHC	135	254	0	53	4	442	135	254	0	53	4	442	0	0	0	0	0
15	Prey Veng	46	Mesang		0	0	0	0	0	0	0	0	0	0	0	0	0	0	0	0	
		47	Neak Loeung	CHC	1,210	509	0	113	6	1,832	1,210	509	0	113	6	1,832	0	0	0	0	0

No.	Provinces	No.	Operational District	Operator.	Total utilization					Total utilization at RH					Total utilization HC						
					OPD	IPD No Delivery	Surgery	Delivery	ALS	Total	OPD	IPD No Delivery	Surgery	Delivery	ALS	Total	OPD	IPD No Delivery	Delivery	ALS	Total
		48	Pearaing	AFH	20,006	1,770	0	246	6	22,022	510	1,770	0	246	6	2,526	19,496	0	0	0	19,496
		49	Preah Sdach	AFH	45,341	2,304	0	211	5	47,856	0	2,304	0	211	5	2,515	45,341	0	0	0	45,341
		50	Svay Antor	CHC	1,084	833	0	220	7	2,137	1,084	833	0	220	7	2,137	0	0	0	0	0
16	Pursat	51	Bakan	Mor Sor Sor	28,158	734	0	570	6	29,462	1,005	734	0	83	6	1,822	27,153	0	487	0	27,640
		52	Sampov Meas	Mor Sor Sor	57,213	2,386	0	1,508	7	61,107	2,758	1,994	0	290	7	5,042	54,455	392	1,218	6	56,065
17	Ratanakiri	53	Banlong	AFH	1,897	1,779	0	120	5	3,796	121	1,234	0	80	7	1,435	1,776	545	40	3	2,361
18	Siemreap	54	Ankor Chhum	STSA	64,284	1,010	0	794	4	66,088	435	378	0	16	5	829	63,849	632	778	4	65,259
		55	Kralanh	CHC	13,364	792	0	204	9	14,360	1,082	670	0	67	11	1,819	12,282	122	137	2	12,541
		56	Siem Reap	AFH	20,537	2,786	0	183	15	23,506	6,660	2,775	0	56	15	9,491	13,877	11	127	2	14,015
		57	Sot Nikum	AFH	17,016	1,349	0	293	6	18,658	3,282	1,348	0	111	6	4,741	13,734	1	182	3	13,917
19	Sihanoukville	58	Preah Sihanouk	BFH	20,702	3,011	0	1,062	6	24,775	1,509	3,011	0	686	6	5,206	19,193	0	376	0	19,569
20	Stung Treng	59	Steung Treng	CHO	279	1,385	0	279	6	1,943	279	1,385	0	279	6	1,943	0	0	0	0	0
21	Svay Rieng	60	Svay Rieng	SHSFO	3,573	2,409	0	338	7	6,320	3,397	2,409	0	338	7	6,144	176	0	0	0	176
22	Takeo	61	Ang Rokar	BFH	46,960	1,663	0	687	5	49,310	5,220	1,663	0	45	5	6,928	41,740	0	642	0	42,382
		62	Bati	BFH	19,019	1,490	0	584	14	21,093	559	1,459	0	198	15	2,216	18,460	31	386	5	18,877
		63	Daun Keo	BFH	33,268	2,709		878	7.309673367	36855	1858	2708	0	437	7.386327504	5003	31410	1	441	1.1282	31852
		64	Kirivong	BFH	45,543	2,926		913	5.122406015	49382	3902	2246	0	364	5.285823755	6512	41641	680	549	4.5259	42870
		65	Prey Kabass	BFH	35,202	433		491	5.491362764	36126	3924	430	0	57	5.802874743	4411	31278	3	434	1.0294	31715
<b>Total</b>					<b>1,423,208</b>	<b>119,109</b>	<b>0</b>	<b>33111</b>	<b>6.573964497</b>	<b>1575428</b>	<b>110652</b>	<b>0</b>	<b>15951</b>	<b>6.81453836</b>	<b>255159</b>	<b>1294652</b>	<b>8457</b>	<b>17160</b>	<b>3.6132</b>	<b>1320269</b>	

#### HEALTH FACILITIES CONTRACTED WITH HEALTH EQUITY FUND SCHEMES

Province	No.	Operational District(s)	Model	Source of Funding	HEFI	HEFO	Hospitals				Total hospital	Former District Hospital	Health Center	Health post
							National	CPA3	CPA2	CPA1				
Banteay Meanchey	1	Mongkol Borei	HEF	HSSP2	URC-CHS	PFD		1		1	2	0	19	2
	2	O'Chrov	HEF	HSSP2	URC-CHS	PFD			1		1	3	13	2
	3	Preah Net Preah	HEF	HSSP2	URC-CHS	PFD				1	1	1	12	4

Province	No.	Operational District(s)	Model	Source of Funding	HEFI	HEFO	Hospitals				Total hospital	Former	Health Center	Health post
							National	CPA3	CPA2	CPA1		District		
												Hospital		
Battambang	4	Mong Russey	HEF	HSSP2	URC-CHS	PFD			1	1	0	13	1	
	5	Sampov Luon	HEF	HSSP2	URC-CHS	PFD			1	1	1	9		
	6	Battambang	HEF	HSSP2	URC-CHS	PFD		1		1	3	20	5	
	7	Sangke	HEF	HSSP2	URC-CHS	PFD				-	2	13		
	8	Thmor Kol	HEF	HSSP2	URC-CHS	PFD			1	1	1	17		
Kampong Cham	9	Chamkar Leu-Stung Trang	HEF	HSSP2	URC-CHS	AFH			1	1	0	6		
	10	Choeung Prey-Batheay	HEF	HSSP2	URC-CHS	AFH			1	1	0	6		
	11	Kampong Cham - Kampong Siem	HEF	HSSP2	URC-CHS	AFH		1		1	0	0		
	12	Memut	HEF	HSSP2	URC-CHS	RHAC			1	1	0	10		
	13	Ponhea Krek	HEF	HSSP2	URC-CHS	RHAC			1	1	0	13		
	14	Prey Chhor/Kang Meas	HEF	HSSP2	URC-CHS	AFH			1	1	0	6		
	15	Tbong Kmum	RPH	HSSP2	URC-CHS	RHAC			1	1	0	11		
	16	Kroch Chmar	HEF	HSSP2	URC-CHS	CHC			1	1		0		
	17	Srey Santhor	HEF	HSSP2	URC-CHS	CHC			1	1		0		
Kampong Chhnang	18	O Reang Ov	HEF	HSSP2	URC-CHS	CHC			1	1		0		
	19	Kampong Chhnang	HEF	HSSP2	URC-CHS	RHAC/ODO		1		1	3	14		
	20	Kampong Tralach	RPH	HSSP2	URC-CHS	RHAC			1	1	0	12		
Kampong Thom	21	Boribo	RPH	HSSP2	URC-CHS	RHAC			1	1	0	10		
	22	Kampong Thom	Linkage HEF & CBHI	HSSP2	URC-CHS	AFH		1		1	4	17		
	23	Stong	HEF	HSSP2	URC-CHS	AFH			1	1	0	8		
Koh Kong	24	Baray Santunk	HEF	HSSP2	URC-CHS	AFH			1	1	1	17		
	25	Smach Meanchey	HEF	HSSP2	URC-CHS	RHAC			1	1	3	4	3	
	26	Sre Ambel	HEF	HSSP2	URC-CHS	RHAC			1	1	1	4		
Kratie	27	Chhlong	HEF	HSSP2	URC-CHS	AFH			1	1	1	5	2	

Province	No.	Operational District(s)	Model	Source of Funding	HEFI	HEFO	Hospitals				Total hospital	Former	Health Center	Health post
							National	CPA3	CPA2	CPA1		District		
												Hospital		
					CHS									
	28	Kratie	HEF	HSSP2	URC-CHS	AFH		1			1	1	5	4
Monduliri	29	Senmonorom	HEF	HSSP2	URC-CHS	AFH			1		1	0	5	7
Oddar Meanchey	30	Samroang	HEF	HSSP2	URC-CHS	CHC			1	1	2	0	19	
	31	Choeung	HEF	HSSP2	URC-CHS	FHD				1	1	0	2	
	32	Kandal	HEF	HSSP2	URC-CHS	FHD	1	1		1	3	1	1	
PP. Municipal	33	Lech	HEF	HSSP2	URC-CHS	FHD				1	1	0	3	
	35	Tbong	HEF	HSSP2	URC-CHS	FHD							2	
	34	Tbong	HEF	HSSP2	URC-CHS	KCHP				1	1	0	6	
	36	Sensok	HEF	HSSP2	URC-CHS	FHD					-		3	
Preah Vihear	37	Thbeng Meanchey	HEF	HSSP2	URC-CHS	AFH			1		1	3	3	
	38	Pearaing	HEF	HSSP2	URC-CHS	AFH			1		1	0	6	
	39	Preah Sdach	HEF	HSSP2	URC-CHS	AFH				1	1	0	6	
Prey Veng	40	Neak Leuong	HEF	HSSP2	URC-CHS	CHC			1		1			
	41	Svay Antor	HEF	HSSP2	URC-CHS	CHC		1			1			
	42	Kamchay Mear	HEF	HSSP2	URC-CHS	CHC				1	1			
Pursat	43	Sampov Meas	HEF	HSSP2	URC-CHS	PCHSFA		1			1	3	25	3
	44	Bakan	HEF	HSSP2	URC-CHS	PCHSFA				1	1	0	11	
Rattanakiri	45	Banlung	HEF	HSSP2	URC-CHS	AFH			1		1	4	1	10
	46	Angkor Chum	Linkage HEF& CBHI	HSSP2	URC-CHS	STSA				1	1	1	21	
Siem Reap	47	Kralanh	Linkage HEF& CBHI	HSSP2	URC-CHS	CHC			1		1	1	9	
	48	Siem Reap	HEF	HSSP2	URC-CHS	AFH		1			1	1	5	
	49	Sotnikum	HEF	HSSP2	URC-CHS	AFH			1		1	0	6	
Sihanouk	50	Sihanouk	HEF	HSSP2	URC-CHS	BFH		1			1	0	13	

Province	No.	Operational District(s)	Model	Source of Funding	HEFI	HEFO	Hospitals				Total hospital	Former	Health Center	Health post
							National	CPA3	CPA2	CPA1		District Hospital		
Takeo	51	Kirivong	Linkage HEF& CBHI	HSSP2	URC-CHS	BFH			1		1	1	21	
	52	Ang Roka	Linkage HEF& CBHI	HSSP2	URC-CHS	BFH				1	1	0	10	1
	53	Dau Kao	Linkage HEF& CBHI	HSSP2	URC-CHS	BFH		1			1	1	14	
	54	Bati	Linkage HEF& CBHI	HSSP2	URC-CHS	BFH				1	1	1	12	
	55	Prey Kabas	Linkage HEF& CBHI	HSSP2	URC-CHS	BFH				1	1	1	13	
Svay Rieng	56	Svay Rieng	HEF	HSSP2	URC-CHS	SRHFO		1			1	0	1	
Kampot	57	Kampot	HEF	HSSP2	URC-CHS	BFH		1			1	0	14	
Kep	58	Kep	HEF	HSSP3	URC-CHS	BFH				1	1	0	4	1
Kompong Speu	59	Kong Pisey	HEF	HSSP3	URC-CHS	CHO				1	1			
Stung Treng	60	Stung Treng	HEF	HSSP3	URC-CHS	CHO			1		1			
<b>Total</b>	<b>60 ODs</b>						<b>1</b>	<b>14</b>	<b>19</b>	<b>26</b>	<b>60</b>	<b>43</b>	<b>500</b>	<b>45</b>