



Ministry of Health

## 2015 ANNUAL PERFORMANCE MONITORING REPORT, VOLUME 2



March, 2016

Second Health Sector Support Program, 2009-16

MINISTRY OF HEALTH  
No. 53, Street 28, Beoung Kak I, Toul Kork  
Phnom Penh, Kingdom of Cambodia.

# TABLE OF CONTENTS

## ANNEXES

- ANNEX A. PROGRAM DEVELOPMENT OBJECTIVES INDICATORS BY PROVINCE AND PROVINCIAL RANKINGS .....3
- ANNEX B. PROGRAM DEVELOPMENT OBJECTIVES INDICATORS BY OD AND PRH.....15
- ANNEX C. INFRASTRUCTURE PLAN AND TABLES .....48
- ANNEX D. SOA PERFORMANCE GRAPHS AND TABLE OF SDG ALLOCATION .....49
- ANNEX E. STAFF DEPLOYMENT .....92
- ANNEX F. GOOD GOVERNANCE FRAMEWORK .....95
- ANNEX G. STATUS OF LEGAL COVENANTS FOR WB FINANCING AGREEMENT (CR. 4470-KH) .....114
- ANNEX H. HEALTH EQUITY FUNDS, TOTAL 2015 .....120

## ANNEX A. PROGRAM DEVELOPMENT OBJECTIVES INDICATORS BY PROVINCE

No	Province	OPD AR														OPD-CTV																	
		2008		2009		2010		2011		2012		2013		2014		2015		2008		2009		2010		2011		2012		2013		2014		2015	
		Target	Achieved	Target	Achieved	Target	Achieved	Target	Achieved	Target	Achieved	Target	Achieved	Target	Achieved	Target	Achieved	Target	Achieved	Target	Achieved	Target	Achieved	Target	Achieved	Target	Achieved	Target	Achieved	Target	Achieved	Target	Achieved
1	Banteay Meanchey	0.95	0.58	1.5	0.64	0.72	0.75	0.75	0.73	0.80	0.71	0.8	0.68	0.82	0.74	0.83	0.82	N/A	62165	1.5	98524	1.25	128965	1.8	1.6	1.5	1.6	1.6	1.55	1.60	1.73	1.60	1.93
2	Battambang	0.48	0.39	0.8	0.45	0.52	0.49	0.55	0.5	0.55	0.50	0.57	0.48	0.55	0.48	0.56	0.51	0.77	83026	0.8	98531	1.2	143582	1.3	1.27	1.3	1.25	188.58	1.21	1.50	1.27	1.50	1.31
3	Kampong Cham	0.7	0.54	0.5	0.63	0.75	0.72	0.75	0.72	0.75	0.76	0.76	0.74	0.77	0.39	0.78	0.74	N/A	192198	0.5	242568	0.6	299225	1.6	1.57	1.6	1.61	1.7	1.58	1.80	1.43	1.90	1.61
4	Kampong Chhnang	N/A	0.46	1.3	0.61	0.61	0.64	0.66	0.7	0.70	0.66	0.74	0.66	0.71	0.67	0.72	0.68	N/A	38378	1.3	58865	0.5	63874	1.2	1.19	2.0	1.08	1.5	1.10	1.50	1.25	1.50	1.26
5	Kampong Speu	N/A	0.32	0.5	0.35	0.5	0.43	0.45	0.44	0.39	0.43	0.26	0.4	0.60	0.34	0.26	0.35	N/A	38800	0.5	48348	0.6	65007	0.55	0.77	0.6	0.72	40.195	0.63	0.46	0.55	0.46	0.66
6	Kampong Thom	0.5	0.39	0.7	0.46	0.49	0.49	0.5	0.52	0.51	0.53	0.52	0.51	0.51	0.5	0.52	0.53	N/A	41477	0.7	90487	0.7	57904	0.7	0.73	0.71	0.9	55.765	0.98	0.73	1.18	0.75	1.29
7	Kampot	0.3	0.3	0.3	0.34	0.4	0.41	0.42	0.41	0.50	0.37	0.43	0.34	0.43	0.35	0.43	0.34	N/A	24261	0.3	38411	0.4	46051	0.54	0.72	0.75	0.7	40.889	0.63	0.65	0.75	0.75	0.73
8	Kandal	0.65	0.52	1.4	0.55	0.62	0.61	>0.75	0.81	0.80	0.56	0.71	0.55	1.00	0.48	1.00	0.48	1.3	153145	1.4	192456	0.30	210042	0.81	1.53	1.5	1.55	1.5	1.45	1.00	1.22	1.00	1.16
9	Koh Kong	0.6	0.35	0.6	0.34	0.55	0.46	0.5	0.48	0.53	0.55	0.65	0.5	0.61	0.53	0.63	0.54	N/A	8439	0.6	9325	0.72	12566	>1	0.95	1.0	1.23	17.112	1.17	1.20	1.11	1.16	1.11
10	Krati	0.45	0.33	0.65	0.37	0.4	0.4	N/A	0.32	0.40	0.31	0.6	0.31	0.60	0.28	0.60	0.28	0.83	20910	0.35	33100	1.2	34470	1.6	0.7	0.6	0.73	1.2	0.67	1.20	0.65	1.20	0.61
11	Mondul Kiri	N/A	0.65	0.9	0.48	0.5	0.8	0.8	0.84	0.90	0.78	0.7	0.63	0.85	0.78	0.70	0.81	N/A	8104	0.9	7242	0.5	14095	1.5	1.74	1.0	2.33	1	2.48	0.80	2.31	0.65	2.52
12	Phnom Penh	0.33	0.22	0.7	0.25	0.32	0.3	0.3	0.28	0.25	0.22	0.3	0.21	0.22	0.17	0.70	0.15	1.2	54511	0.7	65392	0.36	78554	0.5	0.75	0.52	0.53	0.54	0.47	0.40	0.40	0.47	0.38
13	Preah Vihear	0.44	0.68	0.1	0.69	0.6	0.91	0.77	0.99	0.76	1.10	0.94	1.1	0.47	1.06	0.47	1.12	N/A	21667	0.1	24280	0.1	31092	1.13	1.61	1.16	2.15	2.2	2.31	1.08	2.41	1.08	2.56
14	Prey Veng	0.6	0.53	0.9	0.55	0.49	0.65	0.6	0.66	0.65	0.71	0.7	0.71	0.90	0.75	1.00	0.85	1	100261	0.9	102994	1.5	138038	1.7	1.36	2.0	1.24	2	1.21	2.00	1.91	2.00	1.56
15	Pursat	0.6	0.4	0.65	0.42	0.6	0.5	0.52	0.45	0.52	0.44	0.6	0.42	0.45	0.44	0.52	0.5	0.8	30149	0.68	35796	0.8	48578	1	0.93	1.0	1.02	45.099	1.01	0.98	1.09	1.00	1.38
16	Ratanak Kiri	N/A	0.74	1	0.65	0.8	0.75	0.88	0.81	1.20	0.62	1.2	0.86	1.50	0.92	1.10	1.03	N/A	23268	1	23776	1	27587	1	1.33	1.2	1.73	1.5	1.79	1.50	2.37	2.10	2.80
17	Siem Reap	0.72	0.54	0.6	0.63	0.75	0.85	0.75	0.92	0.85	0.92	0.99	0.83	0.67	0.79	0.90	0.85	N/A	112611	0.6	157824	1.7	223442	1.5	2.16	1.7	2.19	254.81	2.03	1.80	1.93	1.90	2.12
18	Krong Preah Sihanouk	0.4	0.22	0.5	0.33	0.52	0.38	0.52	0.39	0.52	0.34	0.52	0.32	0.50	0.26	0.50	0.22	0.5	8309	0.5	15143	0.6	21181	1.3	0.93	1.3	0.95	1.3	0.55	0.70	0.75	0.70	0.65
19	Stung Treng	0.44	0.28	0.5	0.35	0.4	0.39	0.42	0.45	0.47	0.45	0.45	0.48	0.50	0.58	0.60	0.69	N/A	4179	0.5	5752	0.4	7906	0.43	0.57	0.43	0.75	0.43	0.64	0.46	1.04	0.60	1.36
20	Svey Rieng	0.8	0.45	1	0.51	0.8	0.62	0.6	0.63	0.80	0.61	0.6	0.58	0.45	0.58	0.50	0.55	1.3	48824	1	54729	1	73480	1.5	1.33	1.6	1.07	1.5	1.01	0.60	1.00	0.70	1.09
21	Takeo	0.7	0.65	0.9	0.74	0.8	0.76	1	0.8	0.70	0.85	0.6	0.67	0.75	0.6	0.61	0.61	0.9	125004	0.9	167593	0.75	163191	1.5	2.02	2.0	2.02	2.06	1.97	1.98	1.78	2.08	1.66
22	Oddar Meanchey	0.8	0.43	1.3	0.53	1.62	0.76	0.65	0.73	0.725	0.67	0.70	0.68	0.70	0.42	0.70	0.6	1.4	16998	1.3	21637	1.2	32503	1.2	1.43	1.37	1.6	38.034	1.62	1.69	0.84	1.68	1.75
23	Krong Kep	N/A	0.31	0.58	0.38	0.6	0.38	0.55	0.4	0.50	0.36	0.6	0.47	0.60	0.54	0.65	0.57	N/A	1036	0.58	1831	1	1935	0.65	0.5	0.65	0.48	0.63	0.53	0.65	0.91	0.75	0.82
24	Krong Pailin	N/A	0.37	1	0.45	0.7	0.48	0.8	0.46	0.80	0.35	0.6	0.33	0.70	0.27	0.70	0.25	N/A	6581	1	4658	1.1	6356	1.5	0.90	1.5	1.15	7.000	0.99	1.10	1.07	1.10	1.04
25	Tbong Khmum	N/A	N/A	N/A	N/A	N/A	N/A	N/A	N/A	N/A	N/A	N/A	N/A	N/A	N/A	0.75	0.75	N/A	N/A	N/A	N/A	N/A	N/A	N/A	N/A	N/A	N/A	N/A	N/A	N/A	N/A	1.90	1.68
26	National Hospitals	N/A	N/A	N/A	407328	N/A	1239108	N/A	1084370	N/A	964798	N/A	1102074	N/A	565394	N/A	661368	N/A	N/A	N/A	216162	N/A	432334	N/A	370316	N/A	284.68	N/A	3.496.2	N/A	354.73	N/A	117.348
27	Country Average/Sum	N/A	0.45	1.3	0.54	0.6	0.64	≥0.6	0.64	≥0.60	0.63	0.6	0.61	0.65	0.58	0.70	0.61	N/A	1242149	1.3	1797587	1.5	2352906	1.6	1.57	1.7	1.45	1.5	1.48	1.80	1.55	2.00	1.53

No	Province	DFS														DRF																		
		2008		2009		2010		2011		2012		2013		2014		2015		2008		2009		2010		2011		2012		2013		2014		2015		
		Target	Achieved	Target	Achieved	Target	Achieved	Target	Achieved	Target	Achieved	Target	Achieved	Target	Achieved	Target	Achieved	Target	Achieved	Target	Achieved	Target	Achieved	Target	Achieved	Target	Achieved	Target	Achieved	Target	Achieved	Target	Achieved	
1	Banteay Meanchey	60	47.87	60	51.51	65	58.49	70	63.93	70	66.99	70	64.59	73	64.1	74	62.54	N/A	28.95	30	38.48	41	47.64	55	49.34	55	51.19	55	49.99	60	50.52	60	50.89	
2	Battambang	45	46.59	55	55.11	62	60.03	67	60.91	65	61.62	66	59.92	69	60.82	72	61.92	N/A	25.21	28	39.34	53	53.27	57	55.78	57	58.9	65	58.06	67	59.13	70	61.09	
3	Kampong Cham	40	56.95	55	61.76	60	64.23	70	67.98	70	64.83	72	65.41	75	42.78	80	84.08	N/A	27.46	20	38.75	30	46.97	50	49.16	50	54.76	52	58.63	60	33.06	65	60.45	
4	Kampong Chhnang	N/A	57.47	59	68.66	69	64.14	71	60.96	69	64.18	71	65.73	73	64.83	73	68.99	N/A	52.94	55	64.74	66	61.94	70	59.54	67	63.04	68	64.78	70	63.92	70	68.29	
5	Kampong Speu	N/A	36.64	65	46.7	65	54.8	65	52.86	65	59.58	63	56.25	63	52.33	63	58.27	N/A	23.17	50	36.97	50	48.13	60	47.31	60	50.88	56	51.3	56	49.05	58	53.47	
6	Kampong Thom	20	27.57	30	35.17	40	36	40	36.51	41	45.03	42	51.04	45	54.09	48	58.05	N/A	19.56	26	30.46	30	31.38	36	35.3	37	42.4	38	46.22	41	52.5	43	55.66	
7	Kampot	45	47.31	45	52.71	50	56.26	55	59.27	75	67.11	76	71.93	72	79.61	75	81.65	N/A	25.12	25	38.25	40	47.92	40	49.7	55	56.8	64	61.33	61	69.05	64	73.58	
8	Kandal	23	58.92	60	56.83	62	52.22	62	53.27	62	55.54	65	56.79	62	54.59	62	53.49	10	39.11	40	45.83	70	45.74	70	49.13	70	51.49	70	53.63	70	53.07	70	52.22	
9	Koh Kong	N/A	48.34	45	49.25	68	52.87	68	53.19	76	49.63	64	50.77	66	49.27	65	52.29	N/A	39.74	37	44.1	55	49.47	43	51.98	63	48.97	59.29	50.52	63.35	49.24	63.70	52.27	
10	Krati	30	22.99	35	25.78	38	32.93	75	41.8	55	45.7	57	51.53	57	56.3	57	60.92	N/A	13.43	20	17.39	22	29.4	55	41.05	50	45.5	55	51.44	55	55.98	55	60.84	
11	Mondul Kin	35	31.61	40	24.8	45	41.78	65	54.54	75	42.24	52	48.28	50	43.16	53	53.48	N/A	23.08	24	17.74	15	34.01	40.8	44.71	30	34.79	45	44.39	44	40.44	47	50.02	
12	Phnom Penh	45	34.56	49	45.19	50	56.28	52	54.24	58	45.2	60	43.69	50.27	38.83	56	37.31	N/A	31.82	48	43.26	52	54.82	52	53.54	56	44.95	58	43.86	50.27	38.72	56	37.24	
13	Preah Vihear	20	34.16	25	34.21	38	43.55	38	50.76	41	61.56	59	71.08	N/A	60.11	N/A	83.81	N/A	29.65	40	31.24	35	41.01	36	50.21	40	61.08	58	70.92	N/A	79.79	N/A	83.89	
14	Prey Veng	50	45.93	36	58.83	50	68.06	55	62.77	70	70.02	75	73.49	80	79.37	85	85.52	N/A	28.63	21	44.71	30	56.79	35	58.05	60	65.17	65	69.86	70	76.89	75	84.01	
15	Pursat	30	44.84	38	43.61	45	56.02	75	64.17	61	71.08	75	69.27	77	78.71	72	79.43	N/A	25.19	25	26.43	29	41.97	55	54.71	48	65.16	52	65.74	84	73.77	70	75.7	
16	Ratanak Kiri	N/A	28.51	30	21.87	35	36.62	32.5	42.51	48	59.17	48	55.94	48	68.58	62	66.53	N/A	26.88	25	30.5	32	34.27	40	41.48	45	48.52	47	55.63	47	68.25	62	66.45	
17	Siem Reap	50	60.93	50	65.44	74	77.52	75	78.69	90	79.02	85	44.71	90	45.18	91	43.5	N/A	23.85	20	31.17	40	39.87	55	41.2	70	42.62	45	40.87	45	42.7	50	41.08	
18	Krong Preah Sihanouk	30	39.5	65	50.54	70	53.67	72	62.79	72	61.45	80	59.41	80	53.6	80	52.52	N/A	30.11	55	42.4	60	47.08	61	51.22	61	49.24	67	48.98	68	44.76	68	44.43	
19	Stung Treng	20	26.81	22	30.28	35	32.77	36	43.51	36	48.25	51	55.57	71	68.34	>35	77.18	N/A	26.77	19	28.73	34	31.42	35	42.4	35	47.76	50	55.35	70	67.53	>35	77.18	
20	Svay Rieng	30	54.71	60	68.54	65	77.27	70	75.39	75	89.84	80	90.74	80	95.88	85	99.43	N/A	50.7	50	62.89	60	73.78	68	74.47	70	68.73	79	90.02	70	94.62	75	98.66	
21	Takeo	80	61.15	85	73.36	85	69.85	62	68.94	68	75.83	71	76.53	74	78.06	74	76.85	N/A	53.96	80	68.23	75	65.42	62	62.72	63	71.91	69	74.49	64.55	76.11	74	75.58	
22	Otdar Meanchey	34	41.14	47	50.32	65	64.81	67	71.11	69.5	78.07	43	80.09	43	52.52	43	79.96	N/A	37.72	36	47.39	60	63.33	62	70.26	68.5	77.48	78	79.64	78	52.55	78	79.67	
23	Krong Kep	N/A	24.66	35	41.52	34	39.37	50	44.71	50	41.68	60	58.51	65	53.04	75	43.37	N/A	19.27	42	38.62	35	37.4	45	41.71	45	36.05	55	56.09	60	53.04	65	41.77	
24	Krong Pailin	N/A	68.45	50	57.52	60	67.84	65	77.33	80	74.72	82	63.17	91	67.12	82	61.78	N/A	64.58	48	55.71	70	65.19	75	75.5	75	74.08	80	62.94	90	66.16	60	61.31	
25	Tbong Khmum	N/A	N/A	N/A	N/A	N/A	N/A	N/A	N/A	N/A	N/A	N/A	N/A	N/A	87	53.2	N/A	N/A	N/A	N/A	N/A	N/A	N/A	N/A	N/A	N/A	N/A	N/A	N/A	N/A	N/A	N/A	67	46.24
26	National Hospitals	N/A	N/A	N/A	13578	N/A	13293	N/A	N/A	N/A	N/A	28.81	N/A	33.376	N/A	40.44	N/A	N/A	N/A	N/A	13578	N/A	13293	N/A	16468	N/A	8794	N/A	28.81	N/A	33.37	N/A	40.44	
27	Country Average/Sum	N/A	53.14	65	64.48	70	69.78	72	71.96	76	75.00	80	75.12	84	76.91	87	85.20	N/A	34.86	45	50.22	50	58.64	60	61.38	63	66.00	66	70.48	83	72.23	85	80.35	

No	Province	C-Section														MMU																		
		2008		2009		2010		2011		2012		2013		2014		2015		2008		2009		2010		2011		2012		2013		2014		2015		
		Target	Achieved	Target	Achieved	Target	Achieved	Target	Achieved	Target	Achieved	Target	Achieved	Target	Achieved	Target	Achieved	Target	Achieved	Target	Achieved	Target	Achieved	Target	Achieved	Target	Achieved	Target	Achieved	Target	Achieved	Target	Achieved	
1	Banteay Meanchey	N/A	0.12	1.0	0.38	2.0	0.91	2.0	1.06	2.0	1.00	1	1.19	2.00	1.11	2.00	1.17	44	36.42	46	39.9	48	39.55	44	40.02	43	39.13	44	36.61	42	37.94	43	38.82	
2	Battambang	1.4	1.29	1.5	1.53	1.6	1.43	1.5	1.32	1.5	1.87	2	2.11	2.10	2.61	2.10	2.74	27	23.71	28	26.8	30	26.78	29	28.1	29	29.35	31	30.7	32	31.57	33	29.81	
3	Kampong Cham	0.9	0.9	5.0	1.16	5.0	1.41	2.0	1.73	2.0	1.98	2.5	2.33	3.00	2.38	3.50	4.59	22	23.34	25	21.86	27	25.75	29	26.68	29	30.12	30	33.43	33	20.06	35	38.27	
4	Kampong Chhnang	N/A	1.27	1.0	1.57	1.6	2.28	3.3	1.82	2.5	1.98	3	1.99	3.00	2.10	3.00	2.69	N/A	16.91	18	18.2	18	19.37	20	19.63	22	20	24	21.49	26	23.37	26	21.45	
5	Kampong Speu	N/A	0.81	0.9	0.7	2.0	0.82	2.0	0.78	2.0	0.71	2	0.74	2.00	0.89	2.00	1.04	N/A	26.15	38	31.26	38	36.15	40	38.2	40	41.62	40	42.1	41	39.65	42	41.03	
6	Kampong Thom	N/A	0.48	0.5	0.75	0.8	0.77	0.8	0.87	1.0	1.53	1.5	1.2	1.10	1.26	1.10	1.54	35	30.19	36	27.99	38	25.96	32	25.67	35	26.93	32	27.86	32	33.36	32	31.77	
7	Kampot	1	0.63	0.3	0.79	0.9	1.0	N/A	1.41	1.7	2.21	N/A	2.78	N/A	3.08	N/A	3.46	37	41.1	39	N/A	42	37.4	41	38.21	40	39.82	43	40.82	43	55.49	43	51.09	
8	Kandal	N/A	0.14	0.2	0.27	0.4	0.45	0.5	0.66	0.6	1.06	1.2	1.52	4.00	2.32	4.00	3.15	28	25.02	28	26.04	46	27.31	40	28.12	40	29.31	40	30.08	45	26.92	45	27.99	
9	Koh Kong	N/A	0.21	1.0	0.31	1.0	1.0	1.0	0.64	1.64	0.59	1.46	0.45	0.56	0.53	0.84	0.7	N/A	34.76	32	35.26	40	34.17	42	44.93	35	39.83	45	41.7	50.94	44.64	50.72	42.49	
10	Kratie	1.7	1.06	1.2	0.81	1.3	1.15	3.0	1.09	2.0	1.57	2	2.31	2.00	2.34	2.00	2.68	22	19.7	24	20	25	21.39	33	21.74	26	21.18	25	21.05	28	24.71	28	27.09	
11	Mondul Kiri	N/A	0.57	0.4	0.59	2.0	0.82	N/A	0.46	1.0	0.84	1.0	0.29	2.00	0.66	2.00	1.59	N/A	29.95	35	28.88	32	35.64	39	39.51	41	37.01	45	39.16	45	38.79	45	37.75	
12	Phnom Penh	7.5	N/A	7.7	0.4	0.5	0.63	0.76	1.20	1.5	1.12	2	1.28	2.82	1.06	2.93	1.68	3	7.11	9	10.11	8	10.92	8	9.57	8	7.27	9	8.81	7.12	5.01	10	8.03	
13	Preah Vihear	N/A	0.53	2.5	0.94	2.6	0.86	1.03	1.35	1.16	1.42	1.34	2.11	N/A	2.54	N/A	2.09	30	36.4	40	40	40	44.86	43	46.89	44	50.73	45	54.7	25.75	54.22	25.75	49.27	
14	Prey Veng	N/A	0.66	1.2	0.81	1.3	0.8	1.5	0.68	1.8	0.95	2	1.25	2.50	1.10	3.00	1.73	25	26.25	24	28.25	25	28.36	26	31.81	27	39.88	30	37.37	35	40.81	35	38.86	
15	Pursat	2	1.74	1.0	0.38	2.0	1.58	3.0	2.05	2.0	1.99	2	1.68	2.50	2.35	2.20	2.33	26	25.05	25	23.85	25	24.88	45	25.19	30	28.92	33	26.74	30	29.26	28	31.93	
16	Ratanak Kiri	N/A	0.84	1.0	1.58	0.8	0.8	1.2	0.71	2.0	0.91	2	1.33	3.00	1.17	1.50	1.24	N/A	20.67	25	20.78	30	26.02	24	34.02	35	34.81	35	38.84	36	42.58	39	46.99	
17	Siem Reap	1	0.24	3.0	0.26	3.0	0.37	2.0	0.47	3.0	0.45	3	0.7	4.00	0.82	5.00	0.82	23	21.73	25	5.24	30	32.76	40	35.66	40	36.81	33	38.14	41	38.25	41	38.76	
18	Krong Preah Sihanouk	3	1.74	3.0	2.73	3.0	2.56	4.0	3.80	4.0	2.62	5	3.25	5.00	3.31	5.00	3.29	35	20.07	36	21.58	38	26.56	38	24.49	38	23.06	40	24.77	40	27.36	40	27.13	
19	Stung Treng	8	0.52	8.5	0.36	0.9	0.91	1.0	2.04	2.5	2.00	2.5	2.13	N/A	2.39	2.50	2.39	30	31.92	30	N/A	33	33.69	34	34.9	36	34.39	37	34.33	36	44.38	45	39.02	
20	Svay Rieng	1	1.02	1.2	2.12	2.5	2.40	3.0	2.22	3.0	2.58	3	2.64	2.50	2.84	3.00	2.91	28	25.01	28	26.94	30	30.6	30	32.38	32	34	30	35.61	29	33.38	30	31.22	
21	Takeo	1.5	0.78	1.75	1.08	2.0	1.52	2.0	1.84	3.0	1.9	2.6	2.01	2.16	1.99	1.98	1.73	35	35.32	40	38.41	85	39.34	45	38.66	35	41.08	39	44.31	42.43	54.64	43	54.32	
22	Otdar Meanchey	0.5	0.3	0.6	0.25	1.0	0.51	1.0	0.55	0.55	0.82	0.6	0.7	0.80	0.86	0.60	0.94	35	30.3	35	28.57	42	35.23	36	40.98	41	37.91	42	39.37	39	9.83	26.58	34.49	
23	Krong Kep	N/A	N/A	N/A	N/A	N/A	N/A	N/A	N/A	N/A	N/A	N/A	N/A	0	N/A	0	N/A	N/A	20.58	30	N/A	40	14.58	30	15.1	35	13.4	30	15.06	30	16.36	30	16.28	
24	Krong Pailin	N/A	0.76	2.0	0.34	2.5	3.9	3.0	3.48	3.0	2.83	3	2.05	3.00	2.06	3.00	1.56	N/A	16.08	27	18.53	35	16.82	33	19.85	35	15.02	35	14.91	35	15.16	35	14.77	
25	Tbong Khmum	N/A	N/A	N/A	N/A	N/A	N/A	N/A	N/A	N/A	N/A	N/A	N/A	N/A	4.20	0.5	N/A	N/A	N/A	N/A	N/A	N/A	N/A	N/A	943	N/A	782	N/A	652	N/A	N/A	42	45.55	
26	National Hospitals	N/A	N/A	N/A	N/A	N/A	N/A	N/A	N/A	N/A	N/A	N/A	5.644	N/A	6.384	N/A	6.632	N/A	N/A	N/A	N/A	865	N/A	1659	N/A	943	N/A	782	N/A	652	N/A	547	N/A	436
27	Country Average/Sum	N/A	0.77	2.2	1.99	2.5	2.03	2.5	2.43	3.0	2.83	3.2	3.3	3.50	3.67	4.00	3.99	N/A	24.8	37	22.32	40	26.25	33	29.19	35	30.43	37	31.41	37	32.36	40	41	

No	Province	ANC2														IPA																		
		2008		2009		2010		2011		2012		2013		2014		2015		2008		2009		2010		2011		2012		2013		2014		2015		
		Target	Achieved	Target	Achieved	Target	Achieved	Target	Achieved	Target	Achieved	Target	Achieved	Target	Achieved	Target	Achieved	Target	Achieved	Target	Achieved	Target	Achieved	Target	Achieved	Target	Achieved	Target	Achieved	Target	Achieved	Target	Achieved	
1	Banteay Meanchey	68	68.45	72	74.97	72	72.83	80	82.36	85	80.09	85	73.57	85	84.86	90	19.85	N/A	68.44	75	35.35	88	71.71	80	82.1	85	87.88	85	72.75	85	74.65	90	75.32	
2	Battambang	N/A	73.67	80	87.51	90	76.25	85	81.3	85	80.53	90	73.35	90	73.88	90	14.74	70	61.55	75	53.39	90	78.03	85	81.47	85	81.02	89	72.42	90	69.43	90	71.21	
3	Kampong Cham	80	67.07	70	77.82	75	71.1	78	78.59	82	84.01	84	78.4	85	73.89	90	11.37	80	54.88	75	47.38	88	70.19	75	77.94	80	83.3	82	77.83	85	42.93	87	78.6	
4	Kampong Chhnang	N/A	71.25	67	71.18	71	98.1	73	89.84	72	65.9	73	64.01	75	64.12	75	20.87	N/A	53.55	75	38.11	72	82.42	75	68.9	81	63.91	82	80.76	83	58.34	84	54.87	
5	Kampong Speu	N/A	64.25	75	73.64	85	59.31	80	85.59	80	88.14	82	83.77	84	64.96	84	17.03	N/A	64.94	75	45.04	85	58.28	80	85.72	80	60.7	84	81.21	84	57.85	84	61.74	
6	Kampong Thom	60	51.43	60	65.18	70	59.79	70	56.21	70	63.39	71	63.61	70	70	71	23.01	55	48.74	60	38.47	70	64.75	70	61.15	70	71.31	71	63.87	70	62.04	71	64.02	
7	Kampot	N/A	65.8	55	77.94	65	63.61	65	67.41	75	67.92	70	82.4	75	65.86	75	16.47	45	50.09	75	32.42	75	81.2	80	85.09	50	67.66	85	81.5	78	64.71	78	85.31	
8	Kandal	N/A	85.04	70	78.58	90	82	83	82.06	93	84.28	93	84.06	90	75.97	90	8.93	90	60.42	75	43.73	90	80.96	96	74.09	85	80.84	55	81.82	90	58.05	90	84.39	
9	Koh Kong	70	67.3	72	67.92	85	73.76	75	80.79	84	77.03	92	67.59	82.86	86.9	83.14	36.6	N/A	50.69	75	31.94	83	67.09	83	77.31	86	77.26	93	87.59	84	68.54	87	89.39	
10	Kratié	N/A	41.6	45	54.57	48	48.23	90	53.05	85	53.24	85	51.53	85	80.09	85	30.37	N/A	40.19	75	32.33	50	47.03	85	50.61	65	50.34	70	50.35	70	46.58	70	49.05	
11	Mondul Kiri	N/A	57.41	60	41.72	32	70.73	75.6	77.87	95	73.98	82	73.06	83	92.49	85	81.27	N/A	42.31	55	28.15	32	70.58	75.6	77.87	95	73.78	85	73.05	80	81.03	90	72.79	
12	Phnom Penh	50	61.65	75	79.89	78	76.18	66	80.24	70	67.73	72	64.42	84.5	92.08	86	11.42	40	60.41	75	64.95	80	74.33	68	82.65	70	70.93	72	88.45	87.20	87.27	88	75.23	
13	Preah Vihear	N/A	55.06	60	62.2	55	81.26	74	85.05	75	96.81	85	100.4	90	95.84	91	98.91	60	35.4	65	88.07	80	81.27	74	88.84	73	84.07	85	100.84	46	88.55	46	97.76	
14	Prey Veng	65	71.4	67	66.84	70	78	75	78.91	80	82.34	85	75.71	87	66.46	90	7.77	90	49.42	75	48.7	75	80.12	78	79.79	83	83.73	85	75.93	87	71.49	90	74.48	
15	Pursat	N/A	79.46	75	81.49	78	74.48	90	84.79	90	80.82	95	73.74	75	83.4	71	21.54	80	48.38	75	68.82	85	74.13	85	83.2	90	80.23	90	74.85	85	78.93	77	79.52	
16	Ratanak Kiri	N/A	52.62	50	48.52	65	51.5	60	61.28	75	74.59	75	76.02	79	69.64	83	54.88	N/A	47.2	75	23.62	65	52.63	65	61.32	70	75.65	75	75.76	75	81.85	75	103.82	
17	Siem Reap	N/A	73.18	67	79.98	83	79.12	84	87.5	95	83.75	83	80.82	94	90.84	95	21.89	65	65.48	75	78.17	83	78.96	90	87.34	95	83.7	72	80.75	91	81.95	91	85.52	
18	Krong Preah Sihanouk	N/A	43.08	56	59.52	65	51.72	73	62.7	73	58.26	80	47.13	80	66.47	80	47.98	80	37.69	80	33.34	82	48.06	70	84.77	70	58.58	85	48.16	74	45.88	74	46.82	
19	Stung Treng	N/A	72.62	75	79.51	75	85.97	67	77.82	80	79.28	82	78.69	70	98.85	>90	105.5	60	28.89	75	22.36	80	94.45	70	68.51	75	73.27	77	71.39	80	89.10	90	94.84	
20	Svay Rieng	N/A	91.37	85	110.48	96	80.09	75	81.24	77	90.59	77	77.36	85	84.74	70	23.14	67	69.11	75	68.98	95	77.67	72	78.38	75	83.08	75	78.25	70	72.12	75	78.74	
21	Takeo	N/A	77.3	75	97.78	85	74.68	80	78.94	84	81.26	82	79.09	76.55	75.08	79	14.01	90	61.32	75	85.27	80	74.84	99	79.13	80	81.27	80	78.82	71.37	78.22	72	75.31	
22	Odder Meanchey	N/A	66.45	83	76.82	90	91.2	90	102.15	97	103.9	100	103.7	85	86.12	82.6	105.5	N/A	48.86	75	83.29	85	85.26	85	88.67	95	98.9	100	102.31	92	80.54	85	83.47	
23	Krong Kep	N/A	33.06	40	45.51	45	38.48	50	52.96	80	52.95	80	47.82	75	80.23	75	53.25	N/A	22.9	75	24.95	80	91.14	80	58.39	80	60.82	80	48.14	85	52.35	85	59.52	
24	Krong Pailin	N/A	82.47	93	81.25	90	90.71	92	96.38	95	80.35	95	73.48	100	104.4	95	78.3	N/A	72.39	75	55.78	80	88.58	85	90.48	83	74.98	92	83.4	95	65.16	90	78.13	
25	Tbong Khmum	N/A	N/A	N/A	N/A	N/A	N/A	N/A	N/A	N/A	N/A	N/A	N/A	N/A	91	15.33	N/A	N/A	N/A	N/A	N/A	N/A	N/A	N/A	N/A	N/A	N/A	N/A	N/A	N/A	N/A	N/A	83	85.02
26	National Hospitals	N/A	N/A	N/A	3107	N/A	6993	N/A	10,288	N/A	10,46	N/A	8,962	N/A	9495	N/A	15,09	N/A	N/A	N/A	5,376	N/A	14,135	N/A	80444	N/A	11980	N/A	8,031	N/A	7216	N/A	6,938	
27	Country Average/Sum	N/A	75.23	80	88.5	88	80.4	82	86.24	84	87.00	86	81.49	88	77.54	90	88.11	N/A	62.81	75	57.14	83	79.46	85	86.69	86	88.25	90	80.24	86	78.28	90	82.17	

No	Province	PMCT															DPT3-Health																	
		2008		2009		2010		2011		2012		2013		2014		2015		2008		2009		2010		2011		2012		2013		2014		2015		
		Target	Achieved	Target	Achieved	Target	Achieved	Target	Achieved	Target	Achieved	Target	Achieved	Target	Achieved	Target	Achieved	Target	Achieved	Target	Achieved	Target	Achieved	Target	Achieved	Target	Achieved	Target	Achieved	Target	Achieved	Target	Achieved	
1	Banteay Meanchey	N/A	N/A	40	32.2	50	26.9	N/A	45.87	60	56	67	57	92	67	99	60	90	15,828	95	15,845	97	17,280	96	16,438	95	17.77	95	17.40	100	97.67	100	97.63	
2	Battambang	N/A	N/A	40	39.4	50	59.4	85	68.53	60	83	67	118	93	67	100	57	85	25,060	90	26,310	90	26,666	90	25,088	93	26.79	25,233	26,06	95	92.76	95	88.90	
3	Kampong Cham	N/A	N/A	40	10.3	50	31.9	25	36.71	60	50	67	54	N/A	51	N/A	42	92	43,949	93	43,991	96	44,929	97	42,669	97	46.67	97	44.84	100	65.11	100	117.3	
4	Kampong Chhnang	N/A	N/A	40	6.1	50	13.5	20	29.16	60	24	67	55	38	43	39	16	N/A	13,678	92	14,775	93	13,663	93	12,707	97	14.02	96	12.98	95	92.17	95	82.86	
5	Kampong Speu	N/A	N/A	40	7.0	50	16.4	100	15.81	60	32	67	16	90	37	95	26	N/A	17,069	87	16,803	88	17,862	96	14,367	95	16.33	16,604	14.47	97	76.29	97	81.21	
6	Kampong Thom	N/A	N/A	40	12.6	50	4.6	11	6.16	60	18	67	13	12	14	12	12	N/A	15,741	87	15,841	90	16,048	90	14,221	>90	15.40	16,541	13.16	90	96.81	>90	96.06	
7	Kampot	N/A	N/A	40	22.3	50	28.5	N/A	32.84	60	43	67	56	N/A	61	N/A	53	N/A	14,285	85	7,230	94	13,960	86	12,624	95	12.48	13,667	12.77	87	100.7	97	96.57	
8	Kandal	N/A	N/A	40	16.7	50	37.5	100	21.36	60	13	67	32	85	16	90	16	90	24,774	90	25,540	>90	24,120	96	24,694	96	26.92	96	27.81	90	74.44	96	81.42	
9	Koh Kong	N/A	N/A	40	62.0	50	117.1	75	67.73	60	67	67	269	68	179	106	158	N/A	2,638	82	2,366	93.5	2,660	86	2,779	95	2.910	95	2,666	97.51	80.96	96.01	75.62	
10	Kratie	N/A	N/A	40	5.5	50	6.3	56	25.22	60	38	67	67	50	25	50	17	83	5,758	85	6,634	85	7,011	97	7,024	95	7.775	96	7,266	95	91.91	95	79.29	
11	Mondul Kiri	N/A	N/A	N/A	N/A	N/A	N/A	N/A	9.58	60	0	67	N/A	50	0	70	0	N/A	1,568	85	1,075	38	1,676	86	1,647	91	1,829	90	1,730	100	120.2	100	118.5	
12	Phnom Penh	N/A	N/A	40	146	50	205.2	100	293.7	60	277	67	154	62	93	85	261	59	16,464	90	21,694	>80	24,186	88	21,817	>97	24.93	95	26.69	78	61.60	83	65.62	
13	Preah Vihear	N/A	N/A	40	9.4	50	15.6	4	26.49	60	15	67	50	37	106	37	16	85	3,467	85	3,358	76	4,546	75.5	4,356	75.5	5.032	100	4691	50	142.6	100	123.7	
14	Prey Veng	N/A	N/A	40	0.0	50	26.7	95	20.14	60	19	67	56	95	43	95	25	80	19,788	82	19,134	82	22,359	83	19,786	85	20.65	95	20.39	98	115.9	99	109.3	
15	Pursat	N/A	N/A	40	24.4	50	46.6	55	53.44	60	48	67	58	65	49	45	69	80	10,140	85	10,466	93	10,570	94	10,035	95	10.35	9,427	9,612	97	102.7	95	100.1	
16	Ratanak Kiri	N/A	N/A	N/A	N/A	N/A	N/A	60	3.6	60	16	67	N/A	N/A	N/A	N/A	25	N/A	3,929	70	4,266	75	4,824	85	5,680	92	6,209	95	4,560	97	195.5	100	190.0	
17	Siem Reap	N/A	N/A	40	2.0	50	6.1	56	160.01	60	149	65	16	56	14	86	26	90	20,537	90	21,908	92	35,104	95	24,646	90	25.60	69	25.75	99	95.57	100	91.40	
18	Krong Preah Sihanouk	N/A	N/A	40	59.2	50	92.2	N/A	120.37	60	134	67	316	100	244	100	146	80	4,010	90	4,422	96	4,997	96	4,561	100	5.241	96	5,089	98	66.83	98	67.76	
19	Stung Treng	N/A	N/A	40	16.3	50	36.2	45	40.56	60	66	67	66	95	57	>90	90	85	2,730	90	1,330	89	2,887	85	2,986	85	3.127	97	2,972	97	174.2	98	200.7	
20	Svay Rieng	N/A	N/A	40	26.8	50	20.2	N/A	23.26	60	41	67	57	95	88	100	22	85	10,060	85	10,570	85	11,514	86	11,074	92	10.85	97	10.66	95	114.1	97	113.4	
21	Takeo	N/A	N/A	40	19.1	50	34.3	90	35.64	60	37	67	42	100	55	100	36	85	16,864	85	19,248	85	19,061	85	17,767	85	19.93	90	19.50	94.68	111.6	97	106.7	
22	Otdar Meanchey	N/A	N/A	40	2.8	50	3.5	98.8	N/A	60	26	67	39	0.22	10	14	15	100	3,631	79	N/A	95	5,277	96	5,313	98	6.302	2,059	6,002	100	73.47	68	128.1	
23	Krong Kep	N/A	N/A	40	0.0	50	0.0	100	24.25	60	51	67	100	90	39	90	0	N/A	804	85	542	95	886	96	818	90	713	95	749	95	85.47	95	87.31	
24	Krong Pailin	N/A	N/A	40	64.2	50	100.1	80	130.52	60	169	67	269	100	177	100	172	N/A	1,363	95	1,430	85	1,496	95	1,403	93	1.506	1,686	1,664	92	60.80	93	61.52	
25	Tbong Khmum	N/A	N/A	N/A	N/A	N/A	N/A	N/A	N/A	N/A	N/A	N/A	N/A	N/A	N/A	84	12	N/A	N/A	N/A	N/A	N/A	N/A	N/A	N/A	N/A	N/A	N/A	N/A	N/A	N/A	N/A	95	106.0
26	National Hospitals	N/A	N/A	N/A	26.8	N/A	41.1	N/A	N/A	N/A	N/A	N/A	N/A	N/A	N/A	375	N/A	N/A	N/A	1,501	N/A	4,027	N/A	6,854	N/A	6,262	N/A	7,782	N/A	6,664	N/A	5,680	N/A	7,645
27	Country Average/Sum	N/A	N/A	N/A	32.3	50	56.3	56	69.25	60	74	67	67	80	66	82	56	N/A	297,510	94	256,917	96	340,242	97	311,608	97	97.84	>95	326.7	97	94.56	95	94.38	

No	Province	Measures																Financing																	
		2008		2009		2010		2011		2012		2013		2014		2015		2008		2009		2010		2011		2012		2013		2014		2015			
		Target	Achieved	Target	Achieved	Target	Achieved	Target	Achieved	Target	Achieved	Target	Achieved	Target	Achieved	Target	Achieved	Target	Achieved	Target	Achieved	Target	Achieved	Target	Achieved	Target	Achieved	Target	Achieved	Target	Achieved	Target	Achieved		
1	Banteay Meanchey	N/A	82.76	90	94.2	92	107.64	91	97.03	91	97.41	96	90.91	100	91.19	100	96.16	100	147,211	100	163,111	100	149,568	95	93,257	96	152,751	100	67,566	100	101.7	>90	58		
2	Battambang	>85	81.43	>85	107.88	90	105.85	90	89.94	90	88.8	95	83.15	95	85.43	95	85.03	90	181,847	90	141,749	90	203,757	90	205,290	90	182,458	98,375	110,683	90	86.4	>90	60		
3	Kampong Cham	90	96.97	92	115.69	96	121.58	97	108.02	97	117.0	97	125.5	100	80.7	100	118.5	60	338,239	90	355,435	95	358,998	98	345,861	100	365,869	100	152,807	100	92.5	>90	71		
4	Kampong Chhnang	N/A	93.25	91	126.87	93	117.82	93	106.44	94	92.95	96	84.8	96	91.54	95	83.88	N/A	107,007	90	115,284	93	110,186	91	57,140	92	80,847	93	52,848	94	65.5	>90	58		
5	Kampong Speu	N/A	79.51	96	97.55	88	105.24	96	83.13	86	85.25	96	76.75	96	71.88	96	75.32	N/A	142,123	>95	75,960	100	57,672	95	93,725	96	182,306	77,202	45,770	90	46.3	>90	53		
6	Kampong Thom	82	86.43	82	101.63	87	101.21	90	86.84	>90	101.3	90	90.59	90	81.85	>90	86.24	>95	149,390	>95	122,403	>95	142,527	90	76,743	>90	131,602	77,456	52,293	36.45	11.3	>90	54		
7	Kampot	85	87.53	85	58.25	91	109.85	95	95.2	95	89.94	98	86.87	96	91.88	98	94.71	85	126,284	90	61,505	97	121,488	92	126,754	97	110,210	47,302	47,000	85	70.5	>90	90		
8	Kandal	85	81.79	90	97.64	>90	95.32	96	88.87	98	76.84	98	73.09	96	75.7	96	76.39	85	194,724	90	140,266	>95	108,506	98	194,722	96	210,166	98	97,158	100	79.9	>90	57		
9	Koh Kong	N/A	77.81	78	61.37	93.5	93.58	88	91.46	95	79.97	94	79.17	97.51	81.07	96.81	75.77	N/A	25,842	90	12,139	94	25,609	98	18,971	104	25,862	12,044	13,112	100	108.3	>90	48		
10	Kratie	83	59.52	86	70.19	85	75.04	95	74.09	95	83.18	94	75.23	96	84.8	95	78.37	83	55,475	95	33,385	100	58,316	96	28,411	90	59,759	90	16,438	90	81.3	>90	59		
11	Mondul Kiri	N/A	78.72	65	64.67	35	96.14	82	104.17	91	108.5	100	104.3	100	115.3	100	103.3	N/A	13,816	80	17,628	95	14,256	100	18,672	95	16,714	95	7,534	100	100.7	>90	50		
12	Phnom Penh	58	74.07	88	104.15	85	138.49	92	120.85	>95	91.27	95	57.09	87.88	85.45	89	61.88	60	174,625	90	160,718	100	155,118	100	138,910	96	149,990	98	82,376	38.04	3.4	>90	49		
13	Preah Vihear	85	74.27	85	67.75	76	84.88	77	87.66	79.9	117.1	100	127.7	100	128.7	100	111.8	90	37,751	90	19,672	96	50,015	99	60,781	96	50,294	100	23,286	50	79.1	>90	84		
14	Prey Veng	80	88.41	90	104.84	82	117.18	83	103.88	85	96.96	95	100.9	98	110.7	99	103.3	100	214,501	90	202,026	91	203,198	100	228,888	100	205,535	100	90,418	100	88.1	>90	76		
15	Pursat	85	88.04	80	108.84	95	109.85	95	102.46	96	92.02	96	86.19	95	93.48	97	95.45	70	81,572	90	65,184	99	88,431	100	74,882	96	84,363	39,336	28,471	95	106.9	>90	55		
16	Ratanak Kiri	N/A	76.3	70	110.68	75	115.39	80	119.25	85	157.6	95	139.4	90	171.5	100	172.5	N/A	15,588	90	8,359	85	17,526	70	40,703	85	36,511	95	17,306	98	61.9	>90	73		
17	Siem Reap	86	76.46	90	96.71	92	126.27	92	104.73	90	90.94	82	80.46	100	93.23	100	83.45	10803	150,562	90	168,909	100	205,710	90	208,102	95	222,851	95	115,675	100	129.9	>90	65		
18	Krong Preah Sihanouk	80	60.96	90	93.18	95	101.9	96	86.39	90	71.13	95	66.4	96	62.73	95	56.24	85	25,460	90	20,035	92	34,082	95	37,726	95	35,628	95	15,730	95	30.7	>90	46		
19	Stung Treng	85	80.38	85	50.16	87	93	82	89.9	82	113.4	96	102.2	96	152.6	98	178.2	90	25,162	90	15,889	90	28,667	90	23,341	>95	22,486	>95	15,544	90	90.9	>90	87		
20	Svay Rieng	85	95.01	85	110.55	85	119.37	90	117.59	92	103.1	96	100.9	95	116.6	96	116.6	100	95,283	90	68,643	97	98,537	88	90,408	92	95,194	90	27,504	92	76.9	>90	72		
21	Takeo	85	80.14	85	120.56	85	119.88	80	107.62	85	98.94	84.45	80.34	94.83	109.1	97	110.4	85	188,509	85	118,371	85	178,947	99	215,525	96	202,834	100	101,134	100	103.5	>90	71		
22	Otdar Meanchey	97	69.14	76	N/A	96	107.59	95	105.31	95	133.7	100	134.2	100	87.83	100	115.1	97	36,046	90	N/A	95	29,807	100	52,178	100	51,744	19,317	12,157	95	13.9	>90	74		
23	Krong Kep	N/A	73.38	85	78.73	95	110.34	95	108.07	90	79.48	95	86.45	96	77.25	95	84.82	N/A	4,380	90	3,328	100	5,509	90	7,492	90	5,914	90	3,350	95	79.4	>90	43		
24	Krong Pallin	N/A	72.12	87	32.11	90	75.45	90	103.98	93	78.09	92	64.32	95	59.87	93	56.98	N/A	9,742	90	6,274	95	15,313	95	15,077	95	8,301	7,400	3,807	95	15.6	>90	57		
25	Tbong Khmum	N/A	N/A	N/A	N/A	N/A	N/A	N/A	N/A	N/A	N/A	N/A	N/A	N/A	95	113.1	N/A	N/A	N/A	N/A	N/A	N/A	N/A	N/A	N/A	N/A	N/A	N/A	N/A	N/A	N/A	N/A	N/A	>90	45
26	National Hospitals	N/A	1008	N/A	3341	N/A	6951	N/A	5625	N/A	3821	N/A	8565	N/A	8.890	N/A	9.117	N/A	N/A	N/A	N/A	N/A	N/A	N/A	N/A	N/A	N/A	N/A	N/A	N/A	N/A	N/A	N/A	N/A	
27	Country Average/Sum	N/A	93.45	93	100.23	91	114.2	95	102.68	95	93.00	>95	90.24	96	91.12	95	91.93	N/A	2,316,985	85	1,098,065	98	2,458,553	N/A	1,429,741	96	2,670,833	98	1,170,555	95	71	>90	81.50		



## 2015 Annual, Provincial Rankings, Key Performance Indicators

Province Name		OPD All	Province Name		OPD<5yrs
1	Preah Vihear	1.12	Ratanakiri	2.60	
2	Ratanakiri	1.03	Preah Vihear	2.56	
3	Prey Veng	0.85	Mondulakiri	2.52	
4	Siem Reap	0.85	Siem Reap	2.12	
5	Banteay Meanchey	0.82	Banteay Meanchey	1.93	
6	Mondulakiri	0.81	Takeo	1.86	
7	Takeo	0.81	Otdar Meanchey	1.75	
8	Tbong Khmum	0.75	Tbong Khmum	1.66	
9	Kampong Cham	0.74	Kampong Cham	1.61	
10	Stung Treng	0.69	<b>Country Average</b>	1.53	
11	Kampong Chhnang	0.68	Prey Veng	1.50	
12	<b>Country Average</b>	0.61	Pursat	1.38	
13	Otdar Meanchey	0.60	Stung Treng	1.36	
14	Kep	0.57	Battambang	1.31	
15	Svay Rieng	0.55	Kampong Thom	1.29	
16	Koh Kong	0.54	Kampong Chhnang	1.26	
17	Kampong Thom	0.53	Kandal	1.18	
18	Battambang	0.51	Koh Kong	1.11	
19	Pursat	0.50	Svay Rieng	1.09	
20	Kandal	0.48	Pailin	1.04	
21	Kampong Speu	0.38	Kep	0.82	
22	Kampot	0.34	Kampot	0.73	
23	Kratie	0.28	Kampong Speu	0.66	
24	Pailin	0.25	Preah Sihanouk	0.65	
25	Preah Sihanouk	0.22	Kratie	0.61	
26	Phnom Penh	0.15	Phnom Penh	0.38	



## 2015 Annual, Provincial Rankings, Key Performance Indicators

Province Name		DTS	Province Name		DHF
1	Svay Rieng	99.43	Svay Rieng	98.66	
2	Prey Veng	85.52	Prey Veng	84.01	
3	<b>Country Average</b>	85.20	Preah Vihear	83.69	
4	Kampong Cham	84.08	<b>Country Average</b>	80.35	
5	Preah Vihear	83.81	Otdar Meanchey	79.67	
6	Kampot	81.65	Stung Treng	77.18	
7	Otdar Meanchey	79.96	Pursat	75.70	
8	Pursat	79.43	Takeo	75.58	
9	Stung Treng	77.18	Kampot	73.58	
10	Takeo	76.65	Kampong Chhnang	68.29	
11	Kampong Chhnang	68.99	Ratanakiri	66.45	
12	Ratanakiri	66.53	Pailin	61.31	
13	Banteay Meanchey	62.54	Battambang	61.09	
14	Battambang	61.92	Kratie	60.84	
15	Pailin	61.78	Kampong Cham	60.45	
16	Kratie	60.92	Kampong Thom	55.66	
17	Kampong Speu	58.27	Kampong Speu	53.47	
18	Kampong Thom	58.05	Koh Kong	52.27	
19	Kandal	53.49	Kandal	52.22	
20	Mondulkiri	53.48	Banteay Meanchey	50.89	
21	Tbong Khmum	53.20	Mondulkiri	50.02	
22	Preah Sihanouk	52.52	Tbong Khmum	46.24	
23	Koh Kong	52.29	Preah Sihanouk	44.43	
24	Siem Reap	43.60	Kep	41.77	
25	Kep	43.37	Siem Reap	41.08	
26	Phnom Penh	37.31	Phnom Penh	37.24	



## 2015 Annual, Provincial Rankings, Key Performance Indicators

Province Name		C-Section	Province Name	MMU
1	Kampong Cham	4.59	Takeo	54.32
2	<b>Country Average</b>	4.22	Kampot	51.09
3	Kampot	3.46	Preah Vihear	49.27
4	Preah Sihanouk	3.29	Ratanakiri	46.99
5	Kandal	3.15	Tbong Khmum	45.55
6	Svay Rieng	2.91	Koh Kong	42.49
7	Battambang	2.74	Kampong Speu	41.03
8	Kampong Chhnang	2.69	<b>Country Average</b>	41.00
9	Kratie	2.68	Prey Veng	39.86
10	Stung Treng	2.39	Stung Treng	39.02
11	Pursat	2.33	Siem Reap	38.76
12	Preah Vihear	2.09	Banteay Meanchey	38.62
13	Prey Veng	1.73	Kampong Cham	38.27
14	Takeo	1.73	Mondulkiri	37.78
15	Phnom Penh	1.68	Otdar Meanchey	34.49
16	Mondulkiri	1.59	Pursat	31.93
17	Pailin	1.56	Kampong Thom	31.77
18	Kampong Thom	1.54	Svay Rieng	31.22
19	Ratanakiri	1.24	Battambang	29.81
20	Banteay Meanchey	1.17	Kandal	27.99
21	Kampong Speu	1.04	Preah Sihanouk	27.13
22	Otdar Meanchey	0.94	Kratie	27.09
23	Siem Reap	0.82	Kampong Chhnang	21.45
24	Koh Kong	0.70	Kep	18.28
25	Tbong Khmum	0.50	Pailin	14.77
26	Kep	0	Phnom Penh	6.03



## 2015 Annual, Provincial Rankings, Key Performance Indicators

Province Name		ANCZ	Province Name	IFA
1	Otdar Meanchey	105.59	Ratanakiri	103.82
2	Stung Treng	105.50	Preah Vihear	97.76
3	Preah Vihear	98.91	Stung Treng	94.84
4	<b>Country Average</b>	88.11	Siem Reap	85.52
5	Monduliri	81.27	Otdar Meanchey	83.47
6	Pailin	78.30	<b>Country Average</b>	82.17
7	Ratanakiri	54.88	Pursat	79.52
8	Kep	53.25	Svay Rieng	78.74
9	Preah Sihanouk	47.98	Banteay Meanchey	78.32
10	Koh Kong	36.80	Takeo	78.31
11	Kratie	30.37	Pailin	78.13
12	Svay Rieng	23.14	Kampong Cham	76.60
13	Kampong Thom	23.01	Prey Veng	74.48
14	Siem Reap	21.89	Phnom Penh	73.23
15	Pursat	21.54	Monduliri	72.79
16	Kampong Chhnang	20.87	Battambang	71.21
17	Banteay Meanchey	19.95	Koh Kong	69.39
18	Kampong Speu	17.03	Tbong Khmum	66.02
19	Kampot	16.47	Kampot	65.31
20	Tbong Khmum	15.33	Kandal	64.39
21	Battambang	14.74	Kampong Thom	64.02
22	Takeo	14.01	Kampong Speu	61.74
23	Phnom Penh	11.42	Kep	59.52
24	Kampong Cham	11.37	Kampong Chhnang	54.87
25	Prey Veng	7.77	Kratie	49.05
26	Kandal	6.93	Preah Sihanouk	46.82



## 2015 Annual, Provincial Rankings, Key Performance Indicators

Province Name		Measles	Province Name	PMTCT
1	Stung Treng	178.28	Phnom Penh	281
2	Ratanakiri	172.5	Pailin	172
3	Svay Rieng	118.65	Koh Kong	158
4	Kampong Cham	118.55	Preah Sihanouk	148
5	Otdar Meanchey	115.11	Stung Treng	90
6	Tbong Khmum	113.19	Pursat	69
7	Preah Vihear	111.8	Banteay Meanchey	60
8	Takeo	110.49	<b>Country Average</b>	58
9	Mondulkiri	103.39	Battambang	57
10	Prey Veng	103.35	Kampot	53
11	Banteay Meanchey	96.16	Kampong Cham	42
12	Pursat	95.45	Takeo	36
13	Kampot	94.71	Kampong Speu	26
14	Siem Reap	93.45	Siem Reap	26
15	<b>Country Average</b>	91.93	Prey Veng	25
16	Kampong Thom	86.24	Ratanakiri	25
17	Battambang	85.03	Svay Rieng	22
18	Kep	84.82	Kampong Chhnang	18
19	Kampong Chhnang	83.08	Kratie	17
20	Kandal	76.39	Kandal	16
21	Kratie	76.37	Preah Vihear	16
22	Koh Kong	75.77	Otdar Meanchey	15
23	Kampong Speu	75.32	Kampong Thom	12
24	Phnom Penh	61.88	Tbong Khmum	12
25	Pailin	56.98	Mondulkiri	0
26	Preah Sihanouk	56.24	Kep	0



## 2015 Annual, Provincial Rankings, Key Performance Indicators

Province Name		DPT3-HelpB3	Province Name		Vitamin A
1	Stung Treng	200.70	Kampot	90	
2	Ratanakiri	190.02	Stung Treng	87	
3	Otdar Meanchey	128.15	Preah Vihear	84	
4	Preah Vihear	123.73	<b>Country Average</b>	81.50	
5	Mondulkiri	118.50	Prey Veng	76	
6	Kampong Cham	117.33	Otdar Meanchey	74	
7	Svay Rieng	113.43	Ratanakiri	73	
8	Prey Veng	109.36	Svay Rieng	72	
9	Takeo	108.75	Kampong Cham	71	
10	Tbong Khmum	106.01	Takeo	71	
11	Pursat	100.19	Siem Reap	65	
12	Banteay Meanchey	97.63	Battambang	60	
13	Kampot	96.57	Kratie	59	
14	Kampong Thom	96.09	Banteay Meanchey	58	
15	<b>Country Average</b>	94.38	Kampong Chhnang	58	
16	Siem Reap	91.41	Kandal	57	
17	Battambang	88.90	Pailin	57	
18	Kep	87.31	Pursat	55	
19	Kampong Chhnang	82.86	Kampong Thom	54	
20	Kandal	81.42	Kampong Speu	53	
21	Kampong Speu	81.21	Mondulkiri	50	
22	Kratie	79.29	Phnom Penh	49	
23	Koh Kong	75.62	Koh Kong	48	
24	Preah Sihanouk	67.76	Preah Sihanouk	46	
25	Phnom Penh	65.82	Tbong Khmum	45	
26	Pailin	61.52	Kep	43	



## ANNEX B. PROGRAM DEVELOPMENT OBJECTIVES INDICATORS BY OD

No	Province/OD	OPD All								OPD -Sjys								DTS								
		2008	2009	2010	2011	2012	2013	2014	2015	2008	2009	2010	2011	2012	2013	2014	2015	2008	2009	2010	2011	2012	2013	2014	2015	
		%	%	%	%	%	%	%	%	#	#	#	#	#	#	#	#	%	%	%	%	%	%	%	%	
1	<b>Banteay Meanchey</b>																									
	Mongkol Borei	0.59	0.66	0.77	0.8	0.85	0.85	0.88	0.9	28856	36240	50420	50533	54879	51202	52485	55583	52.8	60.4	59.53	63.81	68.44	70.5	73.01	76.36	
	Polpet	0.56	0.64	0.77	0.7	0.74	0.76	0.89	1.02	19071	24362	31694	31324	31635	32892	44858	51063	61.2	58.74	75.5	74.27	76.49	74.26	75.72	76.77	
	Preah Net Preah	0.55	0.65	0.73	0.67	0.67	0.74	0.75	0.91	16970	20543	23041	18952	17700	18121	21378	24760	40.44	46.81	48.38	47.82	50.71	49.82	42.29	49.25	
	Thma Puok	0.77	0.87	0.92	0.8	0.85	0.48	0.51	0.65	17268	17211	20919	17982	15091	13252	13848	16414	38.82	44.37	51.83	54.33	65.04	56.02	55.59	51.55	
2	<b>Battambang</b>																									
	Thmar Kou	0.36	0.41	0.43	0.4	0.34	0.32	0.35	0.36	16162	13171	26148	24926	22357	21068	23247	26755	46.76	52.56	51.54	54.69	52.89	49.1	48.04	46.97	
	Maung Russei	0.39	0.47	0.51	0.49	0.53	0.56	0.6	0.67	13869	20375	25708	23718	28301	30718	30277	34843	40.3	46.34	56.81	56.97	60.81	59.82	63.82	67.42	
	Sampov Luon	0.26	0.35	0.3	0.33	0.39	0.34	0.36	0.37	6064	10452	10667	11466	15321	15770	15958	17909	31.88	46.57	52.27	63.36	73.92	74.67	77.2	77.8	
	Battambang	0.43	0.53	0.51	0.53	0.55	0.50	0.48	0.48	32268	37497	56601	57344	58952	58403	58452	59478	42.96	55.93	48.93	48.35	48.41	42.39	39.08	39.41	
	Sangkae	0.44	0.51	0.47	0.51	0.49	0.48	0.52	0.53	13471	15911	21730	23083	21962	21965	26207	26559	44.5	57.06	49.8	47.28	52.7	48.44	53.3	47.46	
3	<b>Kampong Cham</b>																									
	ChanKar Leu	0.44	0.56	0.67	0.68	0.72	0.65	0.76	0.87	14149	21400	28701	26409	26247	23632	19068	22633	35.59	44.51	51	56.01	62.35	58.62	54.38	69.04	
	Choeung Prey	0.56	0.6	0.86	0.95	0.99	0.99	1	1.03	25529	34537	42356	43794	46970	21340	21170	23360	46.28	55.77	57.01	59.29	63.75	67.29	64.64	53.68	
	Kampong Cham - Kampong Sie	0.43	0.51	0.52	0.51	0.56	0.51	0.51	0.49	25885	31367	34670	32082	36347	32296	24719	25276	97.02	90.87	78.65	86.66	33.7	36.08	61.89	103.07	
	Prey Chhor - Kang Meas	0.62	0.67	0.72	0.75	0.78	0.79	0.69	0.68	23024	26238	31304	33498	35643	30817	33464	35279	49.05	60.47	60.35	58.79	56.49	57.94	53.56	49.2	
	Grey Santhor - Kang Meas	0.51	0.59	0.65	0.59	0.49	0.53	0.52	0.59	20114	23655	29593	27628	22423	19411	16499	17026	36.77	51.03	46.5	41.67	42.09	52.18	47.3	48.21	
	Stueng Trang	N/A	N/A	N/A	N/A	N/A	N/A	0.47	0.54	N/A	N/A	N/A	N/A	N/A	N/A	11273	13221	N/A	N/A	N/A	N/A	N/A	N/A	42.43	46.45	
	Batheay	N/A	N/A	N/A	N/A	N/A	0.92	0.77	0.92	N/A	N/A	N/A	N/A	N/A	21163	19933	24833	N/A	N/A	N/A	N/A	N/A	57.58	50.51	60.67	
4	<b>Kampong Chhnang</b>																									
	Kampong Chhnang	0.4	0.48	0.48	0.48	0.49	0.43	0.41	0.42	16338	20891	20047	17409	18913	23282	23460	24717	44.38	49.59	42.57	40.05	42.67	43.24	43.56	43.82	
	Kampong Tralach	0.48	0.61	0.69	0.71	0.67	0.66	0.74	0.76	11819	22310	27257	28151	28201	29387	34183	34871	52.03	63.18	61.44	57.39	62.48	64.64	64.86	69.21	
	Boribo	0.54	0.66	0.72	0.93	0.96	0.99	0.96	0.96	9400	14203	14905	17874	15962	15306	19597	18747	59.34	73.23	71.51	67.81	75.09	73.77	71.71	77.61	
5	<b>Kampong Speu</b>																									
	Kampong Speu	0.2	0.23	0.28	0.35	0.31	0.29	0.25	0.25	11035	14251	19958	23101	22289	19808	13701	13687	28.01	34.91	40.94	44.59	43.33	41.23	39.19	36.86	
	Kong Pisey	0.52	0.62	0.62	0.44	0.46	0.41	0.39	0.41	14015	18258	26865	23347	26508	24154	21652	24976	39.98	52.06	52.5	49.2	53.13	54.24	51.63	53.97	
	Ou Dongk	0.32	0.35	0.43	0.57	0.52	0.48	0.43	0.45	12165	14791	17406	16278	12531	10349	8895	9472	35.92	44.9	55.34	52.26	58.75	56.37	55.93	58.13	
	Phnom Srouch	N/A	N/A	N/A	N/A	N/A	N/A	0.23	0.32	N/A	N/A	N/A	N/A	N/A	N/A	1907	4887	N/A	N/A	N/A	N/A	N/A	N/A	14.5	43.14	
6	<b>Kampong Thom</b>																									
	Baray and Santuk	0.36	0.47	0.55	0.54	0.52	0.51	0.51	0.55	14838	19363	23690	24717	24016	23576	28270	30300	28.5	40.43	39.89	40.65	42.2	49.02	54.53	56.42	
	Kampong Thom	0.4	0.49	0.47	0.57	0.53	0.44	0.49	0.51	17077	21989	22494	25516	24917	24722	30612	33733	13.82	19.59	22.67	26.48	26.18	36.41	42.13	44.86	

No	Province/OD	OPD All								OPD <5yrs							DYS								
		2008	2009	2010	2011	2012	2013	2014	2015	2008	2009	2010	2011	2012	2013	2014	2015	2008	2009	2010	2011	2012	2013	2014	2015
		%	%	%	%	%	%	%	%	#	#	#	#	#	#	#	#	%	%	%	%	%	%	%	%
	Stong	0.36	0.36	0.46	0.47	0.6	0.64	0.55	0.59	9520	9009	11106	9932	14160	18021	20333	22693	30.57	36.02	39.01	37.44	51.38	54.74	53.78	55.66
7	<b>Kampot</b>																								
	Angkor Chey	0.27	0.26	0.27	0.26	0.27	0.28	0.3	0.31	5064	6691	4757	5753	5383	5672	7223	6652	55.23	56.52	60.94	58.06	64.07	69.88	76.31	79.33
	Chhouk	0.29	0.36	0.43	0.41	0.39	0.38	0.36	0.37	8555	16005	20994	19295	19139	17677	19716	18571	28.36	42.93	59.38	64.28	69.22	67.89	79.94	78.44
	Kampong Trech	N/A	N/A	0.33	0.37	0.33	0.31	0.29	0.27	6386	7176	8586	8600	9195	8600	9202	9314	N/A	N/A	52.14	49.57	53.75	52.94	50.57	48.68
	Kampol	0.28	0.37	0.61	0.6	0.44	0.34	0.37	0.38	4152	6225	11211	11578	9266	7860	10185	10346	36.17	32.62	34.93	38.71	42.22	50.59	56.27	52.7
8	<b>Kandal</b>																								
	Ang Snuol	0.43	0.52	0.67	0.82	0.82	0.77	0.76	0.7	7470	8915	11015	11676	11855	11533	11298	10260	72.99	82.14	69.78	64.1	84.42	82.7	82.29	73.43
	Kean Svay	0.59	0.65	0.72	0.74	0.7	0.60	0.57	0.54	33719	36878	37559	37894	22834	21613	16897	18268	77.64	87.57	81.41	64.14	108.01	100.86	101.86	82.78
	Koh Thom	0.68	0.79	0.86	0.75	0.84	0.64	0.61	0.58	18653	33670	40133	37959	35196	37253	40031	39603	43.48	49.3	42.33	43.73	44.22	45.65	45	45.95
	Ksach Kandal	0.51	0.55	0.73	0.81	0.77	0.80	0.61	0.59	14844	15238	23393	23202	22597	21775	14010	13102	62.95	59.29	53.51	51.62	51.09	56.42	56.29	49.34
	Muk Kam Poul	0.58	0.6	0.72	0.87	0.87	0.80	0.73	0.76	8749	8707	11107	12423	11714	12397	12488	10890	69	65.99	61.25	68.92	65.81	74.83	78.92	79.5
	Ponhea Leu	0.66	0.77	0.75	0.68	0.63	0.57	0.43	0.4	9273	11153	10132	10487	8384	10913	7426	7038	54	56.51	56.96	52.1	58.87	57.02	60.31	54.03
	Saang	0.46	0.5	0.55	0.56	0.54	0.51	0.42	0.51	19830	21509	22712	23129	22838	21526	12292	18078	48.37	46.98	45.46	44.29	46.72	51.01	35.61	31.72
	Takhmao	0.56	0.57	0.57	0.53	0.55	0.56	0.51	0.51	37463	43046	42791	35430	37034	34347	24286	30479	59.64	59.2	49.91	50.18	46.97	42.92	33.64	33.45
	Lvea Em	N/A	N/A	N/A	N/A	N/A	0.82	0.76	0.33	N/A	N/A	N/A	N/A	N/A	12694	12618	12516	N/A	N/A	N/A	N/A	N/A	84.21	82	43.19
	Leuk Deak	N/A	N/A	N/A	N/A	N/A	N/A	0.7	0.56	N/A	N/A	N/A	N/A	N/A	N/A	4453	3624	N/A	N/A	N/A	N/A	N/A	N/A	102.7	92.32
9	<b>Koh Kong</b>																								
	Smach Mean Chey	0.34	0.37	0.41	0.39	0.48	0.50	0.54	0.6	4242	4398	5086	4376	5978	6188	6506	8946	29.28	28.4	26.08	22.68	23.44	22.51	23.22	22.51
	Sree Ambel	0.26	0.26	0.42	0.43	0.51	0.51	0.51	0.48	3536	4069	6472	7776	8648	8337	7921	8096	38.88	48.1	49.55	49.65	54.1	58.76	54	62.29
10	<b>Kratie</b>																								
	Chhlong	0.49	0.53	0.58	0.44	0.48	0.46	0.4	0.37	8740	10146	11882	9854	11886	11090	10057	9404	38.21	43.27	47.56	52.3	56.35	65.51	70.81	66.31
	Kratie	N/A	N/A	0.36	0.29	0.26	0.26	0.25	0.25	12158	22943	22578	18628	17170	15021	15542	15726	N/A	N/A	19.09	26.2	25.9	32.75	36.03	36.7
11	<b>Mondul Kiri</b>																								
	Sen Monivorn	0.82	0.51	0.81	0.83	0.86	0.93	0.87	0.9	8094	7223	14071	15033	16487	17219	15844	17739	29.89	19.44	33.69	44.3	36.01	41.96	41.83	44.81
12	<b>Phnom Penh</b>																								
	Mekong	0.32	0.41	0.5	0.33	0.3	0.24	0.22	0.23	18832	22131	23881	22117	22647	12076	10894	16994	53.02	63.64	75.71	53.8	54.17	47.72	43.96	39.74
	Chaktomouk	0.13	0.16	0.18	0.13	0.11	0.10	0.13	0.12	2815	5578	7829	5822	5774	10831	11560	8452	13.61	34.92	54.92	32.61	15.67	14	25.45	20.72
	Por Senchey	0.24	0.25	0.33	0.28	0.27	0.33	0.85	0.18	16966	16899	23056	24369	22402	11720	6027	6312	33.91	42.39	52.26	42.63	45.72	45.4	153.99	37.38
	Bassek	0.26	0.33	0.38	0.43	0.31	0.32	0.15	0.12	15212	20444	23055	22040	20467	22480	15189	14695	40.61	54.44	63.38	76.32	61.47	56.61	48.13	41.26
	Sen Sok	N/A	N/A	N/A	N/A	N/A	0.36	0.28	0.34	N/A	N/A	N/A	N/A	N/A	12559	6561	8273	N/A	N/A	N/A	N/A	N/A	105.75	74.66	102.39



No	Province/OD	OPD All								OPD <5yrs								DTS								
		2008	2009	2010	2011	2012	2013	2014	2015	2008	2009	2010	2011	2012	2013	2014	2015	2008	2009	2010	2011	2012	2013	2014	2015	
		%	%	%	%	%	%	%	%	#	#	#	#	#	#	#	#	%	%	%	%	%	%	%	%	
	Dang Koa	N/A	N/A	N/A	N/A	N/A	N/A	0.47	0.3	N/A	N/A	N/A	N/A	N/A	N/A	5787	6374	N/A	N/A	N/A	N/A	N/A	N/A	N/A	34.76	45.06
13	<b>Preah Vihear</b>																									
	Tbeng Meanchey	0.73	0.77	0.78	0.8	0.86	0.92	0.9	0.99	21287	23681	30125	37165	42413	44150	45364	49408	30.29	29.26	33.09	37.55	45.86	52.57	58.67	64.54	
14	<b>Prey Veng</b>																									
	Kamchay Mear	0.36	0.41	0.46	0.47	0.48	0.41	0.46	0.61	8554	9463	11664	12640	11996	9759	10626	16801	29.45	37.4	46.01	47.33	50.52	58.69	70.44	81.58	
	Kampong Trabek	0.27	0.33	0.38	0.34	0.34	0.34	0.31	0.34	5346	6443	10188	11997	10653	10300	10097	12905	28.79	45.47	64.68	59.7	57.49	62.88	62.88	67.39	
	Mesang	0.34	0.43	0.48	0.44	0.37	0.33	0.31	0.34	8848	11262	15269	15747	12539	11903	10034	10782	33.04	55.45	60.75	57.25	60.16	59.11	59.91	57.37	
	Neak Loeng	0.47	0.54	0.58	0.53	0.45	0.51	0.48	0.42	12874	14892	19319	17874	14425	14826	11708	10148	44.55	49.91	55.01	40.66	46.12	58.62	60.88	57.16	
	Pearaing	0.88	0.86	0.99	1.12	1.26	1.19	1.19	1.2	39554	37171	43690	48540	53710	50296	28532	27291	52.23	59.56	66.76	70.68	78.35	74.55	86.79	88.44	
	Preah Sdach	0.59	0.55	0.96	1.02	1.17	1.31	1.41	1.43	16905	15492	26480	23886	25033	27549	28720	30934	29.45	55.66	63.54	62.68	75.82	82.35	91.27	93.27	
	Svay Antor	0.22	0.19	0.24	0.22	0.21	0.23	0.23	0.37	8055	7509	11380	10143	8801	9090	7079	10373	36.16	46.46	49.39	45.51	43.96	39.85	44.49	62.91	
	Sithor Kandal	N/A	N/A	N/A	N/A	N/A	N/A	1.35	1.72	N/A	N/A	N/A	N/A	N/A	N/A	18729	22904	N/A	N/A	N/A	N/A	N/A	N/A	68.42	79.89	
	Krong Prey Veng	N/A	N/A	N/A	N/A	N/A	N/A	0.36	0.51	N/A	N/A	N/A	N/A	N/A	N/A	4914	6670	N/A	N/A	N/A	N/A	N/A	N/A	22.43	35.15	
	OD Baphnom	N/A	N/A	N/A	N/A	N/A	N/A	0.85	0.67	N/A	N/A	N/A	N/A	N/A	N/A	10028	9489	N/A	N/A	N/A	N/A	N/A	N/A	61.25	60	
15	<b>Pursat</b>																									
	Bakan	0.43	0.46	0.54	0.53	0.52	0.51	0.57	0.69	11532	12795	17576	17997	18501	19635	23808	27528	42.44	48.6	56.88	60.04	66.84	64.58	69.21	72.15	
	Sampov Meas	0.38	0.41	0.45	0.4	0.4	0.39	0.39	0.49	18565	22946	27881	23891	25948	25578	26050	15707	36.67	41.24	46.87	56.44	62.46	62.74	72.36	54.59	
16	<b>Ratanak Kiri</b>																									
	Banlong	0.79	0.62	0.66	0.69	0.7	0.66	0.6	0.82	22205	22376	25394	26099	29057	30523	36710	28015	20.82	20.3	23.7	28.46	33.14	34.21	38.14	32.86	
	Borkeo	N/A	N/A	N/A	N/A	N/A	N/A	N/A	0.9	N/A	N/A	N/A	N/A	N/A	N/A	13800		N/A	N/A	N/A	N/A	N/A	N/A	N/A	60.93	
17	<b>Siem Reap</b>																									
	Kraianh	0.69	0.78	0.8	0.75	0.82	0.86	0.79	0.95	17964	21043	21291	20286	22066	22865	25868	28854	56.88	69.4	88.28	80.19	87.4	48.14	57.09	70.81	
	Siem Reap	0.41	0.5	0.63	0.67	0.73	0.63	0.63	0.73	32203	43534	69470	83803	84778	61601	62079	71920	82.82	82.72	87.24	89.59	90.47	16.8	16.72	16.33	
	Sot Nikum	0.75	0.89	1.11	1.12	1.24	1.14	1.06	1.07	47319	89067	91833	100167	102354	98973	92494	97165	51.49	58.95	70.41	73.49	86.87	68.46	59.4	51.29	
	Ankor Chhum	0.35	0.39	0.87	0.97	1.08	0.91	0.93	0.99	15294	23925	49847	54727	62175	52361	49810	49857	31.86	33.62	59.91	50.78	56.83	55.07	60.72	57.38	
18	<b>Krong Preah Sihanouk</b>																									
	Preah Sihanouk	0.26	0.38	0.46	0.46	0.4	0.37	0.34	0.29	8298	14688	20341	20268	18330	18092	16782	14944	26.96	36.68	44.69	54.13	54.55	52.03	48.7	47.92	
19	<b>Stung Treng</b>																									
	Steung Treng	0.15	0.2	0.22	0.43	0.44	0.47	0.57	0.66	4143	5705	7851	8669	10293	10562	12542	16364	6	6.45	7.2	16.75	18.44	24.34	33.92	38.48	
20	<b>Svay Rieng</b>																									
	Chi Phu	0.26	0.33	0.41	0.48	0.49	0.56	0.5	0.46	3236	4140	6354	7564	7250	8511	7188	7410	45.61	51.94	56.08	52.66	66.03	79.04	67.87	90.48	

No	Province/OD	OPD All								OPD <5yrs								DYS							
		2008	2009	2010	2011	2012	2013	2014	2015	2008	2009	2010	2011	2012	2013	2014	2015	2008	2009	2010	2011	2012	2013	2014	2015
		%	%	%	%	%	%	%	%	#	#	#	#	#	#	#	#	%	%	%	%	%	%	%	%
	Romeas Hek	0.62	0.63	0.83	0.76	0.88	0.60	0.61	0.66	19500	21389	20141	24765	20182	16590	16464	19214	49.97	55.38	55.58	56.72	69.08	58.14	59.75	60.82
	Svay Rieng	0.32	0.38	0.45	0.48	0.44	0.39	0.36	0.32	23570	28586	37129	34523	32097	31008	20800	21329	31.27	45.7	55.32	51.8	57.24	53.13	50.88	56.28
	Svay Teap	N/A	N/A	N/A	N/A	N/A	N/A	0.42	0.4	N/A	N/A	N/A	N/A	N/A	N/A	10467	11802	N/A	N/A	N/A	N/A	N/A	N/A	56.17	55.24
21	<b>Takeo</b>																								
	Ang Rikar	0.88	1.05	1.21	1.17	1.24	1.24	1.11	1.07	35524	41840	48589	49527	57404	58155	52520	47023	75.41	83.39	91.5	79.87	80.94	83.43	81.56	74
	Bati	0.39	0.4	0.4	0.46	0.47	0.45	0.42	0.45	13805	15061	16916	20145	19389	19749	14888	22043	57.62	57.86	51.38	49.49	56.13	54.39	50.44	51.46
	Daun Keo	0.33	0.38	0.45	0.58	0.57	0.57	0.6	0.61	12383	15254	23056	28852	32568	33261	34315	35120	38.94	47.33	44.69	50.83	61.8	64.62	68.58	59.96
	Kirtvong	0.42	0.58	0.69	0.7	0.76	0.78	0.7	0.75	25067	31011	37920	38886	42286	38418	33655	19743	49.26	86.65	86.8	82.25	64.1	60.68	64.37	93.8
	Prey Kabass	0.93	1.2	1	0.98	0.94	0.98	0.79	0.81	34848	80869	35401	41455	36757	34427	27036	30121	54.28	69.16	63.6	52.35	55.42	58.83	54.51	56.06
22	<b>Otdar Meanchey</b>																								
	Samraong	0.5	0.65	0.67	0.65	0.62	0.64	0.36	0.57	16811	21575	32313	31490	32689	36396	15746	35955	43.83	59.58	57.95	63.43	72.07	72.75	43.71	69.25
23	<b>Krong Kep</b>																								
	Kep	0.16	0.22	0.2	0.21	0.23	0.33	0.41	0.48	391	929	1028	813	734	1803	2308	2541	9.81	27.45	23.59	23.63	24.93	36.25	23.42	20.27
24	<b>Krong Pailin</b>																								
	Pailin	0.45	0.56	0.62	0.54	0.44	0.38	0.36	0.35	6581	4653	9396	8214	8996	7602	8241	7980	36.8	41.67	58.78	56.52	50.32	36.53	43.19	43.24
25	<b>Tbong Khmum</b>																								
	Kroch Chhmar	0.49	0.29	0.61	0.59	0.61	0.69	0.47	0.44	8165	7753	19518	17092	16443	20734	11878	10907	23.63	17	35.69	35.7	34.06	37.15	31.65	36.67
	Memut	0.65	0.77	0.87	0.87	0.99	1.00	1.02	1.21	18412	25251	32077	31558	34412	38071	37755	42498	33.89	45.76	54.46	63.49	75.07	78.9	65.61	74.23
	O Reang Ov	0.39	0.48	0.69	0.81	0.82	0.63	0.65	0.71	6496	7953	12917	13374	15655	12484	10651	11364	36.55	43.07	43.53	61.7	73.07	70.19	59.75	57.39
	Ponhea Krek - Dambae	0.56	0.66	0.68	0.66	0.64	0.71	0.77	0.73	29041	34610	33927	32728	34264	34254	38075	33931	60.35	69.38	72.69	70.57	65.7	68.48	68.63	53.61
	Tbong Khmum	0.53	0.74	0.82	0.84	0.81	0.66	0.63	0.65	21383	29624	33705	35496	33420	29217	29993	30195	41.7	62.77	61.4	57.76	62.5	53.16	44.64	44.5

No	Province/OD	DHF								C-Section								MMU								
		2008	2009	2010	2011	2012	2013	2014	2015	2008	2009	2010	2011	2012	2013	2014	2015	2008	2009	2010	2011	2012	2013	2014	2015	
		%	%	%	%	%	%	%	%	%	%	%	%	%	%	%	%	%	%	%	%	%	%	%	%	%
1	<b>Banteay Meanchey</b>																									
	Mongkol Borei	26.65	40.22	41.11	40.75	42.38	41.98	43.97	41.33	0.13	N/A	N/A	N/A	N/A	N/A	NA	NA	34.45	39.24	37.55	39.27	39.55	40.3	40.73	38.82	
	Poppet	30.63	37.83	53.16	49.28	49.2	52.66	57.67	60.65	0.52	1.38	2.01	1.06	0.86	0.65	0.55	2.32	26.02	31.47	36.7	32.11	34.44	28.65	34.52	38.19	
	Preah Net Preah	32.91	42.25	47.98	47.77	50.71	49.92	42.11	49.25	N/A	N/A	N/A	N/A	N/A	N/A	NA	NA	49.96	52.99	52.88	51.26	51.25	49.11	48.26	50.98	
	Thma Puok	32.5	40.34	49.06	52.04	61.82	52.93	54.02	51.24	N/A	N/A	N/A	N/A	N/A	N/A	0.28	0.2	49	51.21	46.98	50.43	48.07	45.52	48.58	52.28	
2	<b>Battambang</b>																									
	Thmar Koul	8.97	19.77	36.39	43.32	43.55	42.77	43.27	46.57	N/A	N/A	N/A	N/A	N/A	N/A	NA	NA	26.29	30.48	30.01	32.36	32.42	33.32	32.19	30.4	
	Maung Russei	29.42	40.36	56	56.67	60.47	58.42	63.51	67.42	1.61	0.35	1.72	0.21	1.28	2.07	2.5	3.91	28.87	31.73	32.41	34.71	35.51	35.81	33.1	31.04	
	Sampov Luon	20.04	40.06	50.59	63.29	73.89	74.67	77.18	77.8	0.52	1.19	1.3	0.77	0.78	0.77	0.71	1.28	23.37	26.25	23.44	22.91	26.29	28.17	36.15	35.38	
	Battambang	15.99	32.91	39.85	39.75	43.77	40.88	37.51	38.22	N/A	N/A	N/A	N/A	N/A	N/A	NA	NA	20.55	24.02	18.23	20.82	23.42	23.68	24.56	23.12	
	Sangkae	25.17	48.24	47.09	46.69	52.17	48.21	51.74	47.46	N/A	N/A	N/A	N/A	N/A	N/A	NA	NA	31.83	34.91	32.8	34.84	38.64	39.9	45.68	39.92	
3	<b>Kampong Cham</b>																									
	ChanKar Leu	30.1	41.11	48.78	53.67	59.86	55.99	51.79	67.13	N/A	N/A	N/A	N/A	N/A	N/A	NA	NA	22.8	22.44	29.08	32.64	33.9	38.43	45.84	49.87	
	Choeung Prey	37.8	52.17	56.46	58.25	82.8	87.1	64.61	53.64	N/A	N/A	N/A	N/A	N/A	N/A	NA	NA	18.83	22.8	24.03	29.3	35.55	40.86	49.4	52.33	
	Kampong Cham - Kampong Sie	11.02	16.49	19.53	18.2	19.88	21.24	20.44	17.48	N/A	N/A	N/A	N/A	N/A	N/A	NA	NA	14.92	14.25	17.34	17.05	18.7	21.26	23.45	22.64	
	Prey Chhor - Kang Meas	37.33	58.28	58.28	55.86	56.04	57.85	55.52	49.1	N/A	N/A	N/A	N/A	N/A	N/A	NA	NA	18.96	19.2	24.82	27.67	30	32	32.96	34	
	Srey Santhor - Kang Meas	15.35	23.22	28.55	23.19	23.45	37.3	34.91	35.25	N/A	0.96	0.18	0.46	0.73	1.51	1.64	2.41	29.97	31.61	31.39	27.68	23.83	29.22	30.97	31.62	
	Stueng Trang	N/A	N/A	N/A	N/A	N/A	N/A	42.43	46.33	N/A	N/A	N/A	N/A	N/A	N/A	0.03	NA	N/A	N/A	N/A	N/A	N/A	N/A	25.51	25.9	
	Batheay	N/A	N/A	N/A	N/A	57.27	50.32	59.69	N/A	N/A	N/A	N/A	N/A	N/A	N/A	NA	NA	N/A	N/A	N/A	N/A	N/A	38.03	45	55.71	
4	<b>Kampong Chhnang</b>																									
	Kampong Chhnang	35.66	41.33	38.52	37.59	40.77	41.99	42.58	42.7	N/A	N/A	N/A	N/A	N/A	N/A	NA	NA	18.29	19.45	19.72	18.07	19.13	20.42	23.5	20.77	
	Kampong Treleach	49.92	62.14	60.11	56.38	61.6	63.48	63.51	68.77	N/A	N/A	N/A	N/A	N/A	N/A	NA	NA	16.5	19.73	21.39	22.5	21.21	22.88	24.29	23.27	
	Boribo	59.23	73.13	71.49	67.74	74.96	73.75	71.58	77.35	N/A	N/A	N/A	N/A	N/A	N/A	NA	NA	14	13.3	14.31	18.07	21.55	22.95	23.28	22.18	
5	<b>Kampong Speu</b>																									
	Kampong Speu	11.52	21.04	30.56	35.03	33.76	32.8	32.77	28.26	N/A	N/A	N/A	N/A	N/A	N/A	NA	NA	26.43	29.73	36.66	41.2	41.01	42.88	36.08	40.55	
	Kong Pisey	30.25	39.52	47.47	48.54	52.61	53.77	50.8	52.79	N/A	N/A	0.11	N/A	N/A	N/A	NA	NA	28.02	34.17	27.18	35.32	40.51	40.07	53.79	47.1	
	Ou Dongk	20.72	46.01	53.99	47.81	54.84	53.35	53.62	55.38	N/A	N/A	N/A	N/A	N/A	N/A	0.18	15.33	28.37	35.15	34.89	41.19	38.73	33.11	31.88		
	Phnom Srouch	N/A	N/A	N/A	N/A	N/A	N/A	13.29	38.18	N/A	N/A	N/A	N/A	N/A	N/A	NA	NA	N/A	N/A	N/A	N/A	N/A	N/A	19.63	36.73	
6	<b>Kampong Thom</b>																									
	Baray and Sentuk	20.75	36.99	36.96	38.78	40.15	45.86	50.75	54.14	N/A	N/A	N/A	N/A	0.18	0.43	1.09	2.19	28.75	29.29	28.36	27.82	30.25	33.19	38.9	37.85	
	Kampong Thom	8.53	15.23	19.38	22.96	27.24	33.36	39.66	41.72	N/A	N/A	N/A	N/A	N/A	N/A	NA	NA	26.06	24.1	20.94	21.55	20.15	19.74	22.75	25.11	

No	Province/OD	DHF								C-Section								MMU							
		2008	2009	2010	2011	2012	2013	2014	2015	2008	2009	2010	2011	2012	2013	2014	2015	2008	2009	2010	2011	2012	2013	2014	2015
		%	%	%	%	%	%	%	%	%	%	%	%	%	%	%	%	%	%	%	%	%	%	%	%
	Stong	17.85	28.16	28.03	32.04	46.1	52.78	53.18	54.25	0.78	1.02	1.03	0.58	0.8	0.77	1.14	0.83	35.53	34.55	35.02	33.69	37.34	36.29	49.25	38.22
7	<i>Kampot</i>																								
	Angkor Chey	26.05	40.45	54.6	50.57	56.56	61.02	66.72	77.36	N/A	N/A	N/A	N/A	N/A	0.32	0.23	0.03	40.61	N/A	43.92	50.43	58.24	61.13	101.54	108.92
	Chhouk	14.9	29.11	51.74	56.96	62.92	61.77	71.43	72.24	N/A	N/A	N/A	N/A	N/A	N/A	NA	NA	45.85	0.03	52.4	46.72	48.41	51.62	55.05	46.85
	Kampong Trach	N/A	N/A	42.2	36.82	40.1	38.89	37.68	38.32	1.66	0.16	0.15	0.00	N/A	N/A	NA	NA	N/A	N/A	29.73	27.18	23.63	24.1	24.7	25.06
	Kampot	11.43	16.58	23.65	28.72	27.82	36.87	43.34	39.65	N/A	N/A	N/A	N/A	N/A	N/A	NA	NA	25.53	N/A	26.35	26.65	28.56	29.62	53.54	34.06
8	<i>Kandal</i>																								
	Ang Snuol	53.69	66.84	59.44	73.18	78.59	78.24	80.56	71.75	N/A	N/A	N/A	N/A	N/A	N/A	NA	NA	17.18	26.39	26.66	34.09	34.65	42.31	54.8	35.31
	Kean Svay	43.29	63.34	68.34	73.58	90.79	86.85	90	74.74	N/A	N/A	N/A	N/A	N/A	N/A	NA	NA	30.93	31.97	33.32	35.17	42.05	38.55	31.9	33.08
	Koh Thom	30.76	39.54	37.11	35.58	38.18	41.46	44.19	45.31	1.03	2.15	2.47	1.07	1.15	1.52	1.45	1.87	32.03	36.05	37.77	38.89	36.57	37.25	38.78	37.84
	Ksach Kandal	45.59	46.98	45.55	48.09	50.19	56.27	56.26	49.31	N/A	N/A	N/A	N/A	N/A	N/A	NA	NA	26.23	28.39	30.97	35.06	41.22	45.19	40.88	42.17
	Muk Kam Poul	53.02	54.02	54	63.83	63.21	73.04	78.92	79.5	N/A	N/A	N/A	N/A	N/A	N/A	NA	NA	25.09	24.16	24.59	29.33	31.01	33.27	33.83	33.92
	Ponhea Leu	43.71	52.4	54.11	50.88	57.43	55.9	50.15	53.91	N/A	N/A	N/A	N/A	N/A	N/A	NA	NA	23.23	25.31	24.28	19.76	20.39	17.87	18.65	17.73
	Saang	30.9	34.77	37.92	38.46	44.77	46.26	34.94	31.5	N/A	N/A	N/A	N/A	N/A	N/A	NA	NA	35.3	39.42	42.13	43.02	41.07	49.1	39.88	43.23
	Takhmao	48.38	53.87	46.34	48.7	46.63	42.92	33.64	32.98	N/A	N/A	N/A	N/A	N/A	N/A	NA	NA	22.77	24.01	24.15	23.12	29.55	24.1	10.57	23.02
	Lvea Em	N/A	N/A	N/A	N/A	N/A	83.14	81.86	43.19	N/A	N/A	N/A	N/A	N/A	N/A	NA	NA	N/A	N/A	N/A	N/A	N/A	30.32	26.31	11.76
	Leuk Deak	N/A	N/A	N/A	N/A	N/A	N/A	92.79	83.94	N/A	N/A	N/A	N/A	N/A	N/A	NA	NA	N/A	N/A	N/A	N/A	N/A	N/A	51.18	53.91
9	<i>Koh Kong</i>																								
	Smach Mean Chey	17.97	20.83	20.82	20.22	21.99	22.03	23.16	22.51	N/A	N/A	N/A	N/A	N/A	N/A	NA	NA	32	35.54	49.14	47.2	50.17	53.13	59.36	56.73
	Srae Ambel	32.4	44.72	47.52	48.59	53.88	58.64	54	62.23	N/A	N/A	2.46	N/A	N/A	N/A	NA	NA	39.29	39.6	23.58	43.64	42.45	46.58	47.74	45.3
10	<i>Kratie</i>																								
	Chhlong	18.7	24.01	40	51.68	56.26	65.45	70.63	68.22	1.02	0.39	0.3	0.22	0.16	0.22	0.69	0.85	21.9	22.06	22.61	18.92	20.35	18.45	31.46	36.95
	Kratie	N/A	0	16.76	25.3	25.63	32.64	35.64	38.62	N/A	N/A	1.35	N/A	N/A	N/A	NA	NA	N/A	N/A	N/A	25.52	23.59	24.81	23.36	24.32
11	<i>Mondul Kiri</i>																								
	Sen Monorom	19.86	11.82	25.73	34.23	27.56	37.55	38.74	40.89	N/A	N/A	N/A	N/A	N/A	N/A	NA	NA	37.89	31.17	36.49	40.46	41.92	44.34	44.01	42.76
12	<i>Phnom Penh</i>																								
	Mekong	43.55	55.91	68.77	52.14	53.37	47.66	43.89	39.56	N/A	N/A	N/A	N/A	N/A	N/A	NA	0.02	13.35	19.92	23.01	15.55	12.74	15.64	8.51	6.66
	Chaktomouk	13.61	34.92	54.92	32.61	15.97	14	25.45	20.72	N/A	N/A	N/A	N/A	N/A	N/A	NA	NA	1.08	1.99	1.62	1.57	1.69	1.08	1.19	2
	Por Senchey	33.79	42.25	52.22	42.5	45.52	45.4	153.99	37.26	N/A	N/A	N/A	N/A	N/A	N/A	NA	NA	6.09	6.65	6.76	8.42	5.54	20.54	09.26	17.41
	Bassek	36.45	52.03	61.9	74.77	61.35	56.61	47.59	41.26	N/A	N/A	N/A	N/A	N/A	N/A	NA	NA	12.2	22.88	19.73	15.86	11.93	11.5	11.41	10.93
	Sen Sok	N/A	N/A	N/A	N/A	N/A	105.48	74.66	101.76	N/A	N/A	N/A	N/A	N/A	0.84	NA	NA	N/A	N/A	N/A	N/A	N/A	11.73	1.39	10.15

No	Province/OD	DHF								C-Section								MMU							
		2008	2009	2010	2011	2012	2013	2014	2015	2008	2009	2010	2011	2012	2013	2014	2015	2008	2009	2010	2011	2012	2013	2014	2015
		%	%	%	%	%	%	%	%	%	%	%	%	%	%	%	%	%	%	%	%	%	%	%	%
	Dang Koa	N/A	N/A	N/A	N/A	N/A	N/A	34.76	45.06	N/A	N/A	N/A	N/A	N/A	N/A	NA	NA	N/A	N/A	N/A	N/A	N/A	N/A	0	7.66
13	<b>Preah Vihear</b>																								
	Tbeng Meanchey	25.27	25.84	29.32	37.02	45.48	52.43	56.37	64.43	N/A	N/A	N/A	N/A	N/A	N/A	NA	NA	39.46	N/A	42.93	43.95	47.08	50.78	50.91	46.95
14	<b>Prey Veng</b>																								
	Kamchay Mear	21.75	37.06	45.6	44.51	49.25	57.82	69.88	61.58	N/A	N/A	N/A	N/A	N/A	N/A	NA	NA	14.98	16.91	15.33	22.18	32.44	14.35	24.15	24.9
	Kampong Trabek	11.3	33.38	60.69	58.48	57.49	92.8	82.86	67.39	0.89	0.89	1.53	0.58	0.71	0.58	0.5	0.84	17.83	21.65	24.69	30.19	31.34	28.33	28.61	27.21
	Mesang	27.58	50.17	58.32	56.54	58.83	58.06	58.91	57.37	0	N/A	N/A	N/A	N/A	N/A	NA	NA	26.42	26.3	25.75	24.2	35.53	33.45	28.32	28.54
	Neak Loeng	14.11	20.37	29.35	29.8	34.77	46.03	46.81	47.99	1.15	0.09	0.24	0.04	0.04	0.49	0.31	1.12	18.85	22.44	23.07	23.66	26.5	30.07	30.02	28.15
	Pearaing	51.94	59.2	68.87	70.64	78.29	74.45	86.78	88.44	1.21	2.05	2.55	1.47	2.3	3.68	4.95	6.08	36.82	40.56	38.39	43.02	46.54	47.62	50.18	50.59
	Preah Sdach	28.26	51.54	60.93	61.11	75.49	82.05	91.27	93.27	N/A	N/A	N/A	N/A	N/A	N/A	NA	NA	27.74	32.43	35.1	38.76	42.38	49.78	57.17	50.07
	Svay Antor	12.05	19.44	25.19	26.76	33.09	33.76	41.62	61.15	N/A	N/A	N/A	N/A	N/A	N/A	NA	NA	15.61	15.57	13.03	18.69	26.33	21.67	30.27	30.5
	Sithor Kandal	N/A	N/A	N/A	N/A	N/A	N/A	68.42	79.89	N/A	N/A	N/A	N/A	N/A	N/A	NA	NA	N/A	N/A	N/A	N/A	N/A	N/A	47.15	48.55
	Krong Prey Veng	N/A	N/A	N/A	N/A	N/A	N/A	22.43	35.15	N/A	N/A	N/A	N/A	N/A	N/A	NA	NA	N/A	N/A	N/A	N/A	N/A	N/A	20.9	20.8
	OD Baphnom	N/A	N/A	N/A	N/A	N/A	N/A	61.21	60	N/A	N/A	N/A	N/A	N/A	N/A	NA	NA	N/A	N/A	N/A	N/A	N/A	N/A	34.93	36.69
15	<b>Pursat</b>																								
	Bakan	22.81	32.44	43.84	53.85	64.98	63.52	66.28	70.05	N/A	N/A	N/A	N/A	N/A	N/A	NA	NA	33.4	30.93	32.85	30.8	37.18	35.34	35.77	41.11
	Sampov Meas	16.24	22.66	31.57	44.86	54.22	57.8	65.71	43.62	N/A	N/A	N/A	N/A	N/A	N/A	NA	NA	22.06	21.86	22.62	24.18	27.31	24.86	27.61	22.93
16	<b>Ratanak Kiri</b>																								
	Banlong	18.97	18.9	22.4	27.51	32.52	33.94	35.9	32.86	N/A	N/A	N/A	N/A	N/A	N/A	NA	NA	23.6	21.28	24.25	31.08	32.7	34.01	32.74	42.59
	Borkeo	N/A	N/A	N/A	N/A	N/A	N/A	N/A	60.69	N/A	N/A	N/A	N/A	N/A	N/A	NA	NA	N/A	N/A	N/A	N/A	N/A	N/A	N/A	49.5
17	<b>Siem Reap</b>																								
	Kralanh	24.4	38.34	45.94	43.11	47.64	48.14	44.81	48.33	0.31	0.03	0.2	0.03	N/A	0.03	N/A	0.05	41.92	39.24	45.46	47.59	46.16	49.05	42.75	52.75
	Siem Reap	8.14	10.51	15.39	17	17.82	16.76	16.71	16.32	N/A	N/A	N/A	N/A	N/A	N/A	NA	NA	21.36	N/A	32.19	32.57	33.93	35.38	36.63	37.79
	Sot Nikum	34.97	41.07	45.26	48.72	58.41	53.87	56.24	51.28	0.06	0.09	0.06	0.07	0.08	0.01	0.02	0.02	17.66	0.36	23.08	27.91	37.51	39.45	39.09	40.68
	Ankor Chhum	20.56	30.28	56.59	50.78	56.83	55.07	60.72	57.36	N/A	N/A	N/A	N/A	N/A	N/A	NA	NA	19.19	1.87	41.41	42.76	46.82	48.12	54.72	54.21
18	<b>Krong Preah Sihanouk</b>																								
	Preah Sihanouk	15.89	26.72	36.26	39.1	38.72	38.44	36.95	37.1	N/A	N/A	N/A	N/A	N/A	N/A	NA	NA	23.62	26.31	33.92	31.62	29.88	32.16	36.32	36.27
19	<b>Stung Treng</b>																								
	Steung Treng	5.43	5.55	6.23	17.64	17.95	24.11	32.89	38.48	N/A	N/A	N/A	N/A	N/A	N/A	NA	NA	17.35	N/A	19.81	34.8	34.98	34.86	45.1	39.65
20	<b>Svay Rieng</b>																								
	Chi Phu	35.95	38.54	46.68	51.91	64.13	78.9	87.87	90.21	N/A	N/A	N/A	N/A	N/A	N/A	NA	NA	16.78	21.82	19.64	23.92	18.18	21.21	21.51	21.76

No	Province/OD	DHF								C-Section								MMU							
		2008	2009	2010	2011	2012	2013	2014	2015	2008	2009	2010	2011	2012	2013	2014	2015	2008	2009	2010	2011	2012	2013	2014	2015
		%	%	%	%	%	%	%	%	%	%	%	%	%	%	%	%	%	%	%	%	%	%	%	%
	Romeas Hek	46.9	52.42	53.5	56.47	68.88	57.77	58.05	60.26	N/A	N/A	N/A	N/A	N/A	N/A	NA	30.12	33.09	43.71	42.95	38.89	51.6	42.74	39.21	
	Svay Rieng	28.77	42.32	53.7	50.72	56.29	52.26	50.82	50.1	N/A	N/A	N/A	N/A	N/A	N/A	NA	19.77	20.42	22.78	24.25	29.01	24.18	26.01	24.88	
	Svay Teap	N/A	N/A	N/A	N/A	N/A	N/A	54.03	53.41	N/A	N/A	N/A	N/A	N/A	N/A	NA	N/A	N/A	N/A	N/A	N/A	N/A	21.17	19.19	
21	<b>Takeo</b>																								
	Ang Rokar	75.01	92.5	91.42	79.8	80.86	83.43	81.46	73.75	N/A	N/A	N/A	N/A	N/A	N/A	NA	33.9	35.41	39.08	39.76	39.87	44.37	49.79	51.42	
	Bati	42.92	47.05	42.36	39.2	46.01	48.38	46.97	49.46	N/A	N/A	N/A	N/A	N/A	N/A	NA	34.32	34.99	35.7	32.53	33.08	37.07	55.11	65.23	
	Deun Keo	26.88	38.52	36.52	44.79	56.96	62.29	66.79	57.78	N/A	N/A	N/A	N/A	N/A	N/A	NA	41.99	42.13	40.08	42.87	44.01	46.21	66.69	50.02	
	Kirivong	48.03	67.57	65.65	61.39	63.66	60.56	63.71	93.75	1.6	5.32	2.73	3.34	2.83	3.25	3.16	4.07	23.22	35.4	36.57	36.26	35.94	37.45	38.67	43.46
	Prey Kabass	51.96	68.01	62.5	51.87	54.04	58.57	51.76	58.03	N/A	N/A	N/A	N/A	N/A	0.13	NA	28.55	32.56	33.7	31.24	34.69	38.02	41.58	48.19	
22	<b>Otdar Meanchey</b>																								
	Samraong	39.73	55.93	56.52	62.61	71.46	72.27	43.53	66.94	N/A	N/A	N/A	N/A	N/A	N/A	NA	36.38	37.59	36.95	40.3	39.35	40.86	10.39	36.46	
23	<b>Krong Kep</b>																								
	Kep	4.38	24.43	21.5	20.47	18.67	33.56	23.42	18.36	N/A	N/A	N/A	N/A	N/A	N/A	NA	20.75	N/A	12.27	12.56	11.28	13.36	15.69	17.98	
24	<b>Krong Pailin</b>																								
	Pailin	30.48	39.43	56.16	54.26	49.42	36.22	41.8	42.52	N/A	N/A	N/A	N/A	N/A	N/A	NA	20.82	24.99	25.04	24.11	20.19	20.58	22.05	22.52	
25	<b>Tbong Khmum</b>																								
	Kroch Chhmar	12.3	10.37	24.92	25.86	27.47	36.19	30.41	37.93	N/A	N/A	N/A	N/A	N/A	N/A	NA	21.02	0.09	27.75	28.04	38.05	40.17	32.33	34.26	
	Memut	24.17	35.04	41.85	56.3	64.83	68.67	57.31	62.72	0.29	2.45	1.28	1.88	2.86	3.03	N/A	2.69	20.24	21.15	28	33.97	41.4	47.58	52.52	55.03
	O Reang Ov	10.72	17.9	31.81	43.97	45.45	44.52	23.96	46.17	N/A	N/A	N/A	N/A	N/A	N/A	NA	15.88	22.43	15.19	14.25	17.1	22.3	26.44	26.89	
	Ponhea Krek - Dambae	41.29	52.13	57.01	58.98	56.74	60.42	62.62	48.76	N/A	N/A	N/A	N/A	N/A	N/A	NA	36.71	33.89	33.15	33.57	31.84	36.52	36.34	75.41	
	Tbong Khmum	11.37	31.78	50.13	46.14	51.33	43.91	37.83	37.35	0.29	0.47	0.47	0.29	0.05	N/A	0.03	0.1	27.12	26.48	26.82	26.88	24.72	25.18	24.41	24.2

No	Province/OD	JANC2								IFA								DPT-RepB3							
		2008	2009	2010	2011	2012	2013	2014	2015	2008	2009	2010	2011	2012	2013	2014	2015	2008	2009	2010	2011	2012	2013	2014	2015
		%	%	%	%	%	%	%	%	%	%	%	%	%	%	%	%	#	#	#	#	#	#	#	#
1	<b>Banteay Meanchey</b>																								
	Mongkol Borei	74.21	86.59	76.81	82.62	89.11	77.78	77.94	78.01	65.22	38.16	75.99	82.51	89.11	77.24	77.94	75.99	4944	5313	6305	5657	6197	6012	6028	6101
	Poipet	74.44	81.56	98.15	105.34	124.4	96.28	108.9	111.59	63.47	39.88	95.29	105.3	124.33	95.86	98.74	108.45	5189	5062	5091	5432	5786	5479	8157	8384
	Preah Net Preah	67.99	79.27	67.24	71.6	78.28	69.03	71.72	82.98	57.25	38.64	66.84	71.22	78.06	68.82	71.34	82.32	3177	3356	3268	2909	3118	3213	3071	3385
	Thma Puok	68.06	72.57	66.07	75.59	76.31	69.87	75.71	78.6	54.15	35.3	62.98	74.88	76.12	69.52	75.73	75.28	2538	2212	2593	2430	2690	2702	2678	2423
2	<b>Battambang</b>																								
	Thmar Kouil	73.76	86.57	73.92	82.48	75.87	67.09	66.57	65.26	71.39	66.72	74.27	85.84	75.89	66.42	66.5	64.48	5146	5295	5166	4875	5028	5210	5287	5180
	Meung Russei	68.42	83.28	74.2	80.92	80.8	80.13	80.61	83.01	62.77	43.35	74.23	80.11	81.46	78.88	75.54	76.54	4534	5031	5307	5214	5029	4890	4647	4689
	Sampov Luoi	102.34	128.74	87.15	98.7	116.76	97.71	101.27	101.83	87.26	81.05	83.63	98.54	119.46	96.1	93.35	95.2	2835	3357	3382	3088	3738	3369	3367	3153
	Battambang	85.25	100.47	74.31	81.53	83.39	70.24	66.55	68.2	57.56	56.75	75.39	81.32	83.42	69.48	64.88	66.6	8084	7854	8185	7523	8421	8206	8468	7571
	Sangkae	70.34	95.64	71.52	68.54	70.41	68.71	68.66	67.77	67.22	56.06	70.4	67.28	70.25	64.9	67.67	66.79	4451	4773	4626	4388	4590	4418	4581	4410
3	<b>Kampong Cham</b>																								
	Chamkar Leu	68.67	75.68	77.42	91.06	101.13	90.25	91.78	103.62	47.05	32.97	74.23	90.96	101.2	90.32	89.07	102.72	3652	3833	4267	4129	4165	4063	2641	3181
	Choeung Prey	82.7	83.44	76.58	94.09	93.96	93.23	92.82	88.35	82.18	59.05	70.01	82.4	100.17	93.01	82.55	82.42	4924	4886	5020	5260	5670	2609	2567	2477
	Kampong Cham - Kampong Si	48.68	61.55	52.58	59.37	56.33	50.38	53.91	52.06	44.82	31.02	49.97	60.08	55.71	51.09	51.76	52.39	7784	8075	7426	6544	8494	7493	5575	5402
	Prey Chhor - Kang Meas	83.98	96.67	94.45	97.97	103.02	99.91	95.45	93.62	98.65	72.5	92.83	97.74	102.36	99.77	93.77	92.37	4586	4637	4990	5174	4830	4618	4484	4217
	Prey Santhor - Kang Meas	57.69	72	55.15	48.64	41.45	46.86	41.93	41.11	37.56	51.75	55.34	51.48	41.3	46.92	40.78	39.87	4082	4352	3983	3432	3370	3165	2823	2772
	Stueng Trang	N/A	N/A	N/A	N/A	N/A	N/A	73.38	70.06	N/A	N/A	N/A	N/A	N/A	N/A	73.11	69.7	N/A	N/A	N/A	N/A	N/A	N/A	2728	2523
	Batheay	N/A	N/A	N/A	N/A	N/A	101.47	92.53	98.06	N/A	N/A	N/A	N/A	N/A	101.35	87.89	81.71	N/A	N/A	N/A	N/A	N/A	2738	2576	2739
4	<b>Kampong Chhnang</b>																								
	Kampong Chhnang	60.28	64.4	56.93	62.41	59.34	54.9	56.89	54.27	40.57	35.45	55.79	59.25	55.44	52.59	46.52	42.15	5623	6236	5573	5382	6497	5258	5484	4283
	Kampong Tralach	91.57	81.82	84.2	79.01	77.88	78.22	74.74	77.22	71.34	37.36	75.4	75.27	73.03	74.37	72.04	62.24	4725	4843	4815	4208	4386	4778	5165	5278
	Boribo	57.47	66.09	57.13	68.56	65.75	65	62.79	63.77	49.88	34.33	56.09	67.47	64.42	60.55	56.4	57.25	3330	3696	3295	3116	3186	2850	2825	2717
5	<b>Kampong Speu</b>																								
	Kampong Speu	70.49	79.72	61.04	73.98	67.7	64.39	68.83	69.8	45.44	43.81	60.01	73.8	69.75	63.11	62.46	54.58	8882	8602	5935	7357	8419	7870	5970	6239
	Kong Pisey	61	76.94	56.66	55.69	61.36	58.42	58.02	61.62	57.75	43.71	56.24	55.57	62.5	58.58	56.16	57.84	2860	2983	2745	4591	5325	4409	4854	4581
	Ou Dongk	50.2	62.1	51.55	61.47	76.36	66.14	66.88	63.93	45.44	45.81	50.31	62.94	70.92	66.34	67.7	60.78	5327	5218	5912	2438	2595	2399	2504	2327
	Phnom Srouch	N/A	N/A	N/A	N/A	N/A	N/A	39.52	58.26	N/A	N/A	N/A	N/A	N/A	N/A	35.31	80.53	N/A	N/A	N/A	N/A	N/A	N/A	728	1950
6	<b>Kampong Thom</b>																								
	Baray and Santuk	48.4	63.7	57.26	58.26	61.5	62.6	62.19	65.93	46.54	36.96	58.58	55.95	61.56	63.38	62.17	65.68	5846	6012	5912	5448	5682	4990	4856	4970

No	Province/OD	ANC2								IFA								DPT-RepB3							
		2008	2009	2010	2011	2012	2013	2014	2015	2008	2009	2010	2011	2012	2013	2014	2015	2008	2009	2010	2011	2012	2013	2014	2015
		%	%	%	%	%	%	%	%	%	%	%	%	%	%	%	%	#	#	#	#	#	#	#	#
	Kampong Thom	46.1	56.62	53.02	57.65	63.04	59.87	64.72	65.28	47.29	37.66	55.92	71.13	80.03	59.29	60.8	61.23	6593	6707	6849	6107	6309	5618	5863	5705
	Stong	59.14	83.48	85.86	58.41	71.77	76.9	93.67	90.02	47.38	43.94	102.43	60.16	77.04	77.96	72.46	74.4	3302	3122	3287	2668	3418	2556	2997	3012
7	<b>Kampot</b>																								
	Angkor Chey	56.49	60.26	50.54	54.57	57.33	54.96	60.66	63.64	30.41	18.25	49.39	54.57	60.67	54.49	60.66	64.16	2700	1539	2736	2701	2599	2798	2966	2621
	Chliouk	72.93	106.24	93.96	89.23	87.4	78	80.27	78.65	61.15	44.99	86.79	80.49	87.7	76.68	79.6	80.75	4529	2009	4586	3735	3942	3871	4406	4328
	Kampong Trach	N/A	N/A	80.51	64.52	63.06	52.71	54.72	55.15	N/A	N/A	59.21	64.86	61.14	53.15	53.31	53.88	3956	2146	3855	3590	3245	3348	3484	3213
	Kampot	47.62	59.92	53.3	63.62	60.07	60.14	65.01	67.95	45.69	30.84	51.6	64.2	57.98	57.85	62.47	61.72	3100	1636	2783	2798	2729	2761	3121	3108
8	<b>Kandal</b>																								
	Ang Snoul	94.04	94.02	84.68	114.88	121.06	121.17	159.15	184.52	85.18	62.36	84.87	364.93	121.27	111.55	144.13	175.17	1943	2066	1997	2338	2212	2732	2650	3409
	Kean Svay	46.07	66.07	58.66	68.71	81.73	78	78.42	79.04	37.98	46.49	63.95	68.89	80.94	77.78	77.48	76.05	4759	5049	4973	5175	3571	3674	2199	2657
	Koh Thom	67.39	97.45	72.77	70.67	66.8	57.41	64.34	62.74	63.42	50.04	69.98	66.59	64.14	56.89	63.67	59.06	3433	3601	3161	3252	3791	3880	4038	4196
	Ksach Kandal	59.73	74.59	68.02	61.18	59.32	64.45	60.77	69.12	61.13	37.58	59.89	57.82	58.34	61.33	59.68	64.89	2895	3086	2718	2433	2734	2865	3130	2994
	Muk Kam Poul	84.37	85.59	65.23	82.62	108.2	140.15	105.61	101.82	67.10	52.55	67.66	82.35	452.02	142.25	102.75	100.83	1834	1722	1711	1903	1638	1783	1911	1919
	Ponhea Leu	103.6	133.37	88.98	67.81	73.48	62.2	56.49	64.8	113.31	58.82	79.22	68.05	71.7	60.13	49.27	56.46	1479	1733	1573	2110	2215	2226	2079	1929
	Saeng	59.21	88.18	54.97	59.53	57.94	55.54	47.88	61.39	55.83	30	53.92	56.53	54.17	53.13	42.87	59.89	3375	3301	3163	3589	3895	3843	3471	3913
	Takhmao	100.13	118.31	94.15	80.94	86.65	86.72	87.23	101.36	93	72.23	93.19	76.9	86.2	80.55	56.62	82.09	5056	4982	4824	4393	4977	4978	3006	3690
	Lvea Em	N/A	N/A	N/A	N/A	N/A	65.79	66.05	34.01	N/A	N/A	N/A	N/A	N/A	65.05	61.38	35.52	N/A	N/A	N/A	N/A	N/A	1837	1792	2034
	Leuk Deak	N/A	N/A	N/A	N/A	N/A	N/A	85.19	77.14	N/A	N/A	N/A	N/A	N/A	N/A	85.13	76.44	N/A	N/A	N/A	N/A	N/A	N/A	1358	1494
9	<b>Koh Kong</b>																								
	Smach Mean Chey	84.64	83.76	84.83	85.05	85.41	87.63	89.2	93.43	61.63	41.44	83.89	85.05	95.95	87.63	86.79	93.38	1369	1334	1413	1322	1365	1336	1461	1449
	Srae Ambel	55.05	54.35	58.94	73.36	83.67	74.01	76.32	73.88	43.43	27.32	57.02	71.58	63.87	74.01	77.25	73.4	1269	1034	1247	1457	1445	1530	1562	1457
10	<b>Kratie</b>																								
	Chhlong	47.73	57.12	48.54	51.12	28.31	53.23	51.85	56.68	47.45	31.92	49.21	50.05	51.93	51.91	50.02	55.62	1569	1912	1892	1855	1993	1992	2152	1949
	Kratie	N/A	N/A	N/A	59.88	29.32	57.29	63.52	65.23	N/A	N/A	20	56.53	54.54	56.07	47.9	46.65	4189	4722	5119	5168	5782	5274	5815	5044
11	<b>Mondul Kiri</b>																								
	Sen Monorom	72.54	45	72.48	78.81	83.84	82.73	92.49	92.05	53.46	30.37	72.32	79.81	83.61	82.73	91.95	81.22	1568	1075	1678	1847	1829	1730	1786	1619
12	<b>Phnom Penh</b>																								
	Mekong	99.71	123.99	105.18	81.01	82.25	80.75	85.86	61	78.42	89.26	117.1	85.28	69.53	86.73	72.27	87.13	3796	4097	4376	4247	3824	3929	5838	7151
	Chaktomouk	58.32	86.23	88.23	84.37	59.29	39.4	65.75	65.69	56.9	83.7	78.89	98.45	62.06	47	71.53	82.21	4820	5925	6049	4729	5171	6212	7676	7834
	Por Senchey	74.58	89.64	89.84	81.11	85.65	98.18	410.08	131.7	72.98	72	81.9	74.94	65.74	97.38	369.2	134.28	4675	5909	7281	6045	3628	3730	3130	3840



No	Province/OD	JANC2								IFA								DPT-RepB3							
		2008	2009	2010	2011	2012	2013	2014	2015	2008	2009	2010	2011	2012	2013	2014	2015	2008	2009	2010	2011	2012	2013	2014	2015
		%	%	%	%	%	%	%	%	%	%	%	%	%	%	%	%	#	#	#	#	#	#	#	#
	Bassak	64.66	85.2	103.94	114.08	99	84.35	71.46	64.55	77.35	69.21	86.04	121.34	101.29	87.74	79.88	75.71	5171	5973	6478	6796	7656	7868	8533	8454
	Sen Sok	N/A	N/A	N/A	N/A	N/A	202.26	157.53	209.41	N/A	N/A	N/A	N/A	N/A	212.88	155.98	170.95	N/A	N/A	N/A	N/A	N/A	4953	2957	3419
	Dang Koa	N/A	N/A	N/A	N/A	N/A	N/A	84.37	92.03	N/A	N/A	N/A	N/A	N/A	N/A	78.56	92.13	N/A	N/A	N/A	N/A	N/A	N/A	1748	2399
13	<i>Preah Vihear</i>																								
	Tbeng Meanchey	61.37	66.72	74.37	77.99	83.86	87.71	88.11	88.41	43.91	32.73	74.37	78.52	82.39	87.45	87.58	87.11	3487	3224	3995	4054	4630	4268	4860	4218
14	<i>Prey Veng</i>																								
	Kamchay Mear	55.24	64.41	54.57	58.25	57.45	51.11	54.88	57.48	41.23	37.37	59.13	63.95	60.94	52.68	53.22	57.17	2338	2167	2505	2135	2268	2150	2574	2377
	Kampong Trabek	55.78	73.4	58.74	56.78	55.64	51.53	44.58	47.1	42.06	38.19	58.06	56.03	56.62	48.36	45.13	47.49	2585	2410	2906	2190	2223	2588	2717	2084
	Mesang	59.74	89.98	84.32	83.32	83.04	50.45	53.84	52.08	63.55	52.48	63.75	63.73	64.42	51.63	52.72	49.84	2115	2317	2809	2398	2335	2195	2020	2086
	Neak Loeng	62.39	74.2	62.78	58.72	58.53	59.73	54.61	47.68	38.96	41.84	71.48	63.74	64.35	63.66	50.91	49.69	3076	2900	3183	2883	3083	3132	2861	2015
	Pearsieng	81.45	92.25	95.34	103.43	102.54	87.27	95.6	99.53	38.58	47.76	94.73	103.22	100.83	86.53	83.61	96.77	3414	3443	4010	3973	4320	4118	2607	2723
	Preah Sdech	59.24	82.95	94.16	101.41	101.47	101.93	100.49	100	52.88	58.87	94.06	101.51	101.05	101.8	92.08	97.18	2558	2224	2877	2725	2786	2801	2857	3043
	Svay Antor	51.85	61.47	54.25	54.26	58.13	53.31	55.64	61.28	31.81	32.86	55.25	51.88	58.47	52.1	54.4	56.04	3702	3434	4069	3504	3649	3427	2482	2374
	Sithor Kandal	N/A	N/A	N/A	N/A	N/A	N/A	106.04	105.81	N/A	N/A	N/A	N/A	N/A	N/A	94.24	96.09	N/A	N/A	N/A	N/A	N/A	N/A	1348	1508
	Krong Prey Veng	N/A	N/A	N/A	N/A	N/A	N/A	58.38	84.85	N/A	N/A	N/A	N/A	N/A	N/A	47.88	82.11	N/A	N/A	N/A	N/A	N/A	N/A	766	1336
	OD Baphnom	N/A	N/A	N/A	N/A	N/A	N/A	52.74	50.41	N/A	N/A	N/A	N/A	N/A	N/A	47	35.19	N/A	N/A	N/A	N/A	N/A	N/A	1958	1518
15	<i>Pursat</i>																								
	Bakan	87.83	88.66	83.01	88.18	89.29	77.15	87.75	108.82	67	67.84	83.5	92.42	87.87	82.78	88.29	95.94	3251	3364	3224	2893	3174	3099	3340	3524
	Sampov Meas	78.66	82.5	74.52	85.03	83.46	78.11	81.28	74.1	41.43	63.75	73.97	84.5	83.31	77.24	78.47	68.36	6889	7102	7346	7142	7176	6513	7103	2656
16	<i>Ratanak Kiri</i>																								
	Banlong	60.07	49.7	49.47	57.04	70.05	68.36	69.64	91.51	53.89	24.19	50.55	57.08	71.22	66.39	59.55	84.29	3929	4266	4824	5680	6209	4550	5167	3559
	Borkeo	N/A	N/A	N/A	N/A	N/A	N/A	N/A	119.34	N/A	N/A	N/A	N/A	N/A	N/A	N/A	117.89	N/A	N/A	N/A	N/A	N/A	N/A	N/A	1830
17	<i>Siem Reap</i>																								
	Kralanh	72.95	79.35	83.58	83.38	84.17	82.19	76.43	90.36	67.06	78.3	83.55	83.01	84.17	82.19	73.18	81.11	N/A	N/A	N/A	N/A	N/A	N/A	3214	3172
	Siem Reap	104.26	113.69	94.38	103.24	103.89	99.29	104.26	109.26	83.9	104.63	94.34	103.23	103.89	99.29	104.26	108.38	9043	9152	8745	8837	9419	9951	10367	9800
	Sot Nikum	65.59	70.43	62.61	74.03	81.55	75.74	78.38	81.13	64.52	74.69	64.78	73.68	81.37	75.7	75.97	79.93	6480	7149	18101	7687	7695	7206	7784	7223
	Ankor Chhum	42.07	46.22	80.22	80.67	83.36	83.57	89.21	95.69	44.4	46.59	79.21	80.67	83.36	83.57	86.77	95.69	2263	2863	5192	5048	5382	5524	5081	5663
18	<i>Krong Preah Sihanouk</i>																								
	Preah Sihanouk	50.8	72.62	66.24	81.44	76.81	61.47	65.47	64.14	44.44	40.79	61.56	84.13	75.93	62.82	60.85	62.6	4010	4422	4897	4551	5241	5089	4755	4938
19	<i>Stung Treng</i>																								

No	Province/OD	JANC2								IEA								DPT-RepB3							
		2008	2009	2010	2011	2012	2013	2014	2015	2008	2009	2010	2011	2012	2013	2014	2015	2008	2009	2010	2011	2012	2013	2014	2015
		%	%	%	%	%	%	%	%	%	%	%	%	%	%	%	%	#	#	#	#	#	#	#	#
	Steung Treng	39.46	46.08	38.59	77.84	80.65	74.97	94.87	102.23	15.7	12.97	32.01	68.53	74.52	72.62	90.96	96.56	2730	1330	2887	2988	3127	2972	3883	4564
20	<b>Svay Rieng</b>																								
	Chi Phu	68.17	89.2	89.15	68.38	72.3	79.25	78.68	89.94	54.7	55.94	86.91	88.45	69.96	78.79	77.1	80.23	1949	2094	2214	2156	2189	2338	2142	2190
	Romeas Hek	95.64	108.93	82.22	86.95	110.83	66.13	64.09	68.93	77.62	68.92	79.64	80.98	76.45	64.77	61.95	65.83	2536	2681	2719	2898	2525	2194	2496	2191
	Svay Rieng	75.56	95.14	87.89	87.8	88.05	80.87	58.8	82.61	54.32	55.84	86.25	67.4	69.95	58.98	51.54	53.02	5565	6215	6581	6218	6184	6138	4100	4038
	Svay Teap	N/A	N/A	N/A	N/A	N/A	N/A	64.48	84.24	N/A	N/A	N/A	N/A	N/A	N/A	82.46	78.87	N/A	N/A	N/A	N/A	N/A	N/A	2676	2944
21	<b>Takeo</b>																								
	Ang Rokr	117.4	152.98	99.95	92.66	96.28	90.37	88.09	89.18	114.77	116.06	95.87	91.87	94.28	88.86	85.71	87.87	2786	3369	3181	2813	3212	3116	3001	2938
	Bali	64.06	78.60	85.75	73.48	73.26	73.4	77.12	82.33	59.6	85.15	67.99	73.59	73.47	72.58	72.4	78.8	4027	4084	3908	3346	4175	4127	4826	4747
	Daun Keo	49.45	55.77	50.02	65.01	70.1	74.39	77.09	76.31	30.03	42.5	52.82	67.82	70.1	74.39	77.08	76.31	3658	4100	4274	4474	4934	5100	5364	5425
	Kirivong	57.91	78.87	72	74.28	70.03	59.41	81.66	55.64	28.75	67.07	71.08	73.97	69.94	58.47	80.15	55.31	3175	4331	4433	4109	4497	4029	4088	2386
	Prey Kabass	86.27	126.57	78.4	73.57	68.52	70.95	73.02	70.41	78.42	115.52	77.5	71.71	70.18	70.89	85.75	84.02	3215	3364	3285	3025	3148	3135	3404	3120
22	<b>Otdar Meanchey</b>																								
	Samraong	79.79	95.72	88.46	100.49	104.77	107.61	86.12	111.36	59.87	N/A	82.69	98.04	100.3	106.17	63.96	88.18	3631	N/A	5277	5313	6302	6022	3266	5896
23	<b>Krong Kep</b>																								
	Kep	33.3	47.6	36.31	46.03	44.49	47.4	53.54	51.86	23.07	26.1	40.29	47.45	52.43	48.17	53.36	51	804	542	886	818	713	749	759	805
24	<b>Krong Pailin</b>																								
	Pailin	107.18	109.55	124.03	118.76	107.99	101.5	104.49	112.23	94.06	75.18	121.13	111.49	100.74	90.71	94.69	119.09	1383	1430	1496	1403	1506	1694	1494	1586
25	<b>Tbong Khmum</b>																								
	Kroch Chhmar	51.33	43.42	67.01	72.09	71.41	58.9	50.2	54.46	48.24	13.9	73.24	76.59	71.79	59.11	48.66	54.39	2400	1355	2384	2180	2450	2538	1925	2099
	Memut	72.17	82.74	86.16	98.71	112.4	101.89	102	107.31	33.76	42.78	86.34	98.64	110.88	102.48	99.14	105.78	3477	3545	3707	3701	4096	4445	3919	3839
	O Reeng Ov	37.37	52	51.14	80.55	82.45	59.88	55.89	55.16	28.05	54.76	56.04	81.63	82.32	58.52	54.71	44.44	2717	2787	2524	2822	2733	2562	2314	1919
	Ponhea Krek - Dambae	68.27	81.49	74.10	90.18	86.68	91.09	92.82	93.51	58.13	54.52	72.9	81.76	84.72	85.84	75.76	72.42	5061	5272	5641	5221	6004	5595	5164	4605
	Tbong Khmum	65.68	87.5	75.01	81.44	76.86	63.99	56.32	60.37	31.11	52.15	76.93	79.75	75.46	62.35	49.66	49.63	5256	5249	4987	4626	4955	5022	5146	4689

No	Province/OD	Measles							Vitamin A								
		2008	2009	2010	2011	2012	2013	2014	2015	2008	2009	2010	2011	2012	2013	2014	2015
		%	%	%	%	%	%	%	%	#	#	#	#	#	#	#	#
1	<b>Banteay Meanchey</b>																
	Mongkol Borei	80.20	105.78	116.52	103.38	107.18	100.88	102.69	105.99	48165	65933	57516	34124	25344	23572	24625	22454
	Poipet	100.27	116.02	136.09	117.89	123.56	120.05	123.54	131.28	41530	46263	36880	33258	23946	19640	25884	23368
	Preah Net Preah	85.04	97.26	104.79	87.99	89.87	88.21	81.41	94.87	32313	26986	30976	16018	14780	16361	13573	18289
	Thma Puok	77.65	79.72	92.95	84.94	87.08	77.23	80.95	80.27	25203	23929	24196	9857	11789	12044	11736	14048
2	<b>Battambang</b>																
	Thmar Kouil	95.18	121.62	115.29	107.38	91.22	90.77	94.42	96.58	42569	21084	43824	41659	15927	19957	21666	21253
	Maung Russei	82.73	115.58	110.46	112.29	94.71	83.98	87.63	88.07	33188	42042	42161	40844	17705	21255	20253	18858
	Sampov Luon	74.05	113.56	98.65	95.4	89.55	77.74	81.08	72.6	18174	14208	18414	25044	2887	7688	9674	8787
	Battambang	91.04	121.3	101.6	91.21	91.95	81.23	83.28	79.7	54359	31051	62960	61211	29631	30091	31894	31306
	Sangkae	88.28	126.26	103.15	100.71	91.92	88.61	93.19	95.73	33357	33364	36398	36735	17991	18228	18787	19311
3	<b>Kampong Cham</b>																
	Chamkar Leu	84.58	104.77	116.54	111.67	114.38	110.9	94.55	128.16	26947	36345	35205	36240	17480	16816	13541	11483
	Choeung Prey	88.48	108.57	114.82	122.14	117.16	127.15	123.29	138.78	32544	34340	39488	39936	19534	8940	9485	9133
	Kampong Cham - Kampong S	101.18	133.55	121.78	107.65	127.39	115.12	111.44	117.46	54368	46249	53130	54483	24879	26699	19380	20024
	Prey Chhor - Kang Meas	95.14	115.45	122.71	116.56	110.46	107.51	109.1	108.02	40320	40153	40737	34201	18209	17856	16669	19341
	Srey Santhor - Kang Meas	90.64	122.49	114.34	87.51	82.45	86.78	78.41	82.79	29601	36052	34200	35286	15465	16754	9674	13587
	Stueng Trang	N/A	N/A	N/A	N/A	N/A	N/A	97.17	94.96	N/A	N/A	N/A	N/A	N/A	N/A	8233	8721
	Batheay	N/A	N/A	N/A	N/A	N/A	115.35	103.77	115.8	N/A	N/A	N/A	N/A	N/A	10167	11137	9862
4	<b>Kampong Chhnang</b>																
	Kampong Chhnang	92.61	127.71	113.03	105.48	95.08	79.29	87.08	67.15	47990	52305	42289	12228	19893	17230	17843	7656
	Kampong Tralach	89.45	122.54	125.36	106.81	85.81	91.47	102.84	108.72	38670	38501	39369	17908	16637	17525	17971	17921
	Bonbo	93.92	126.28	116.01	105.98	107.39	91.47	89.61	85.14	20347	24478	28548	7004	11522	9589	7461	6410
5	<b>Kampong Speu</b>																
	Kampong Speu	78.66	97.82	106.84	87.59	89.07	79.84	81.12	86.4	67252	35135	42766	43463	43865	38069	9701	7674
	Kong Pisey	74.42	104.58	97.47	79.11	76.96	69.65	62.47	59.25	21984	12615	80	23735	24446	26429	21404	12660
	Ou Dongk	82.13	92.15	95.25	77.71	81.44	73.66	86.17	76.74	52887	26210	14826	26527	16429	12653	12646	14933
	Phnom Srouch	N/A	N/A	N/A	N/A	N/A	N/A	57.2	70.27	N/A	N/A	N/A	N/A	N/A	N/A	1480	2256
6	<b>Kampong Thom</b>																
	Baray and Santuk	87.78	106.34	105.39	92.31	101.7	92.7	79.82	85.68	52379	55481	54432	26383	26507	27237	1653	1293

No	Province/OD	Measles							Vitamin A								
		2008	2009	2010	2011	2012	2013	2014	2015	2008	2009	2010	2011	2012	2013	2014	2015
		%	%	%	%	%	%	%	%	#	#	#	#	#	#	#	#
	Kampong Thom	70.39	97.61	101.11	92.21	98.84	92.61	88.11	89.51	67681	36428	58962	22812	24673	30289	5994	5717
	Stong	85.84	104.24	106.11	80.29	113.96	86.7	87.19	91.55	29330	30496	29133	27748	14710	32176	8066	7145
7	<b>Kampot</b>																
	Angkor Chey	82.03	63.38	119.36	106.28	95.18	101.27	101.25	104.38	24938	12262	24117	26444	10800	10808	10833	10534
	Chhouk	80.97	52.3	116.51	103.8	89.73	88.31	93.7	104.8	37095	16297	37224	36975	17536	12873	10671	10202
	Kampong Trach	N/A	N/A	115.49	100.03	86.11	81.18	84.58	86.87	33905	17089	33456	34476	14805	11777	11799	10322
	Kampot	76.48	55.35	110.62	99.71	93.46	79.67	89.34	85.15	30346	14277	26691	28859	13266	11749	10528	10216
8	<b>Kandal</b>																
	Ang Snuol	101.24	123.39	125.3	151.25	119.49	105.88	111.99	141.3	10133	6588	4802	16409	6096	3158	3851	6475
	Kean Svay	87.53	113.79	110.16	104.73	91.07	88.88	100.22	98.37	34476	29034	21317	43280	14252	14412	9462	11204
	Koh Thom	83.37	111.21	106.91	92.28	88.07	83.31	93.28	95.64	25459	26452	26293	30171	14512	14771	16088	16251
	Ksach Kandal	90	117.04	108.5	95.45	78.77	87.9	85.43	89.58	24208	11857	10723	23916	12067	12719	12060	13272
	Muk Kam Poul	96.16	119.06	115.12	99.28	95.96	88.04	94	106.61	15019	6913	6490	14182	6465	6805	6599	6676
	Ponhea Leu	91.89	126.91	119.85	131.19	119.52	73.53	77.87	78.59	10791	6341	6578	14997	7107	5763	6378	3671
	Saang	82.62	103.03	99.21	101.86	85.77	84.94	74.15	89.97	33192	17116	14406	28835	14740	15188	7704	15641
	Takhmao	100.37	113.49	122.64	104.03	95.03	92.84	99.25	66.44	41446	35887	17865	22926	17624	17233	10777	11348
	Lvea Em	N/A	N/A	N/A	N/A	N/A	80.85	95.79	46.98	N/A	N/A	N/A	N/A	N/A	6171	6923	6940
	Leuk Deak	N/A	N/A	N/A	N/A	N/A	92.76	98.5	N/A	N/A	N/A	N/A	N/A	N/A	5552	5877	
9	<b>Koh Kong</b>																
	Smach Mean Chey	89.22	102.16	113.65	95.74	89.28	92.21	99.87	96.15	14081	6540	12765	11008	6040	6089	6276	6339
	Srae Ambel	71.72	72.88	82.47	89.17	96.27	96.79	94.02	85.44	11761	5599	12844	7963	6231	6140	6313	6842
10	<b>Kratie</b>																
	Chhlong	80.62	79.71	81.39	61.18	80.31	69.85	81.1	73.97	21998	17588	18081	15093	8819	9893	5867	7150
	Kratie	N/A	N/A	N/A	89.6	92.51	87.12	91.1	60.88	33477	15777	40235	13316	18581	19318	21187	17560
11	<b>Mondul Kiri</b>																
	Sen Monorom	99.52	69.78	98.53	106.79	122.97	118.2	130.66	117.12	13816	17828	14256	16872	8236	6515	7156	8589
12	<b>Phnom Penh</b>																
	Mekong	78.34	105.33	122.12	88.18	49.02	57.7	75.01	82.73	39349	40972	48235	63816	16711	2910	1706	756
	Chaktomouk	121.72	162.71	251.85	185.59	105.63	73.36	80.27	70.44	26625	30704	21131	24878	1425	2848	4433	4610
	Por Senchey	64.31	92.85	121.84	86.85	47.44	49.27	203.19	66.14	57798	52399	44258	11416	8776	1478	359	1999

No	Province/OD	Measles							Vitamin A								
		2008	2009	2010	2011	2012	2013	2014	2015	2008	2009	2010	2011	2012	2013	2014	2015
		%	%	%	%	%	%	%	#	#	#	#	#	#	#	#	#
	Bassak	105.63	134.26	189.4	225.41	89.02	79.92	119.14	92.98	41948	36641	44494	38800	27985	1125	20590	16198
	Sen Sok	N/A	N/A	N/A	N/A	N/A	111.65	76.02	87.47	N/A	N/A	N/A	N/A	N/A	2341	456	2177
	Dang Koa	N/A	N/A	N/A	N/A	N/A	N/A	58.16	75.3	N/A	N/A	N/A	N/A	N/A	N/A	96	151
13	<i>Preah Vihear</i>																
	Tbeng Meanchey	82.77	75.14	78.76	79.02	103.49	110.78	112.68	96.73	37527	19755	46830	60157	24516	21814	20613	19209
14	<i>Prey Veng</i>																
	Kamchay Mear	73.09	94.28	97.98	89.29	79.56	79.23	124.03	82.79	24700	23646	24981	26635	13629	9218	8486	11804
	Kampong Trabek	82.65	98.89	105.65	84.71	72.8	87.5	88.14	76.25	26389	25736	22104	31123	11631	11487	9307	8380
	Mesang	70.09	96.65	112.15	81.7	86.41	80.17	79.88	84.95	20771	22668	24425	24196	11610	10279	10379	7197
	Neak Loeng	71.03	85.51	89.8	78.23	72.47	73.24	95.89	86.53	35523	31319	31249	34481	16577	15703	5658	1177
	Pearaing	77.98	95.83	112	106.64	97.36	99.78	107.46	120.9	39981	35545	35768	41368	19131	17271	10433	9753
	Preah Sdach	89.3	101.04	121.91	119.22	104.87	123.96	121.35	119	26753	24489	24150	25267	11168	12444	12110	11142
	Svey Antor	72.06	80.65	94.65	87.7	76.5	71.12	62.3	73.32	40384	38623	40521	45818	20469	18885	14364	14429
	Sithor Kandal	N/A	N/A	N/A	N/A	N/A	N/A	101.02	111.38	N/A	N/A	N/A	N/A	N/A	N/A	5970	6378
	Krong Prey Veng	N/A	N/A	N/A	N/A	N/A	N/A	70.14	85.49	N/A	N/A	N/A	N/A	N/A	N/A	2430	6533
	OD Baphnom	N/A	N/A	N/A	N/A	N/A	N/A	91.35	72.74	N/A	N/A	N/A	N/A	N/A	N/A	7411	5337
15	<i>Pursat</i>																
	Bakan	95.22	113.84	109.82	103.09	96.18	95.67	103.05	117.86	26548	12481	24401	23236	13119	13873	14964	13924
	Sampov Meas	88.11	112.46	115.98	109.01	97.55	88.76	93.7	85.65	55024	52703	62030	51646	29690	21375	30779	10972
16	<i>Ratanak Kiri</i>																
	Banlong	87.34	113.29	110.88	110.97	148.07	122.23	124.76	156.61	15397	8003	16864	40475	21259	15329	21978	17238
	Borkeo	N/A	N/A	N/A	N/A	N/A	N/A	N/A	159.63	N/A	N/A	N/A	N/A	N/A	N/A	N/A	7191
17	<i>Siem Reap</i>																
	Kralanh	N/A	N/A	N/A	N/A	N/A	N/A	83.37	97.53	N/A	N/A	N/A	N/A	N/A	N/A	13688	14375
	Siem Reap	98.02	125.25	124.05	111.87	101.4	102.96	109.31	108.19	60399	64182	68066	56716	34789	39230	40092	41184
	Sol Nikum	78.48	99.28	155.94	100.76	104.13	100.18	106.1	100.15	40946	55124	62450	69038	36378	33252	38650	35571
	Ankor Chhum	44.11	53.47	106.11	95.62	86.82	88.17	92.55	102.7	20085	22826	47463	52455	24306	25603	21148	24652
18	<i>Krong Preah Sihanouk</i>																
	Preah Sihanouk	71.89	113.97	130.47	112.16	92.18	86.59	83.58	75.22	25460	20035	34092	37726	15857	12202	11530	11707
19	<i>Stung Treng</i>																

No	Province/OD	Measles							Vitamin A								
		2008	2009	2010	2011	2012	2013	2014	2015	2008	2009	2010	2011	2012	2013	2014	2015
		%	%	%	%	%	%	%	%	#	#	#	#	#	#	#	#
	Steung Treng	43.67	29.1	54.69	89.95	115.36	104.12	155.32	181.47	25162	15699	28667	23341	11922	12090	11489	9476
20	<i>Svay Rieng</i>																
	Chi Phu	89.92	103.16	111.34	112.84	94.29	97.23	98.98	114.33	22002	9154	20770	20860	9022	10673	9348	6937
	Romeas Hek	82.39	98.89	99.21	102.38	88.02	73.77	91.36	92.22	23105	12077	22383	9286	11864	8339	8068	5954
	Svay Rieng	80.17	95.83	106.9	103.51	87.19	86.77	97.27	92.43	50176	48612	53364	60262	29775	25892	18012	16313
	Svay Teap	N/A	N/A	N/A	N/A	N/A	N/A	107.2	110.42	N/A	N/A	N/A	N/A	N/A	N/A	9576	9179
21	<i>Takeo</i>																
	Ang Rokar	83.05	139.9	136.34	119.61	106.89	100	101.92	99.87	26382	12984	26185	40812	14795	12088	12578	12734
	Bati	82.33	123.36	111.25	85.98	87.88	86.38	112.06	116.77	36741	11236	40831	32533	20872	20950	20992	19273
	Daun Keo	67.17	101.72	99.57	101.91	95.52	102.92	109.88	110.35	32253	36767	40806	45156	24220	22375	20337	21713
	Kirivong	59.11	103.91	114.77	100.21	85.13	75.61	83.78	88.32	35091	40836	38070	57248	25591	23542	24182	13666
	Prey Kabass	83.3	112.72	114.07	106.95	85.91	88.27	90.49	92.89	36042	16548	33255	39776	17515	17939	16213	17428
22	<i>Otdar Meanchey</i>																
	Samraong	82.97	N/A	104.36	103.58	136.82	139.4	71.42	121.64	36045	N/A	29607	52178	26618	23010	3174	21541
23	<i>Krong Kep</i>																
	Kep	74.04	80.34	117.09	113.47	88.28	107.25	88.52	100.26	4380	3316	5509	7461	2529	3176	2939	2780
24	<i>Krong Pailin</i>																
	Pailin	93.83	43.33	103.28	128.1	78.09	88.91	86.99	86.87	9742	6274	15313	15077	5416	3470	3079	2678
25	<i>Tbong Khmum</i>																
	Kroch Chhmar	78.59	54.06	108.95	85.15	88.59	98.57	83.25	96.51	12863	7202	15844	17762	8835	8960	4147	4650
	Memut	101.77	119.09	129.91	132.88	132.33	141.57	131.26	138.19	25785	26408	31296	31825	13428	16509	13923	15661
	O Reang Ov	96.31	128.56	122.57	108.18	108.31	104.67	109.18	112.43	20725	25231	10859	21843	12091	10898	8503	5878
	Ponhea Krek - Dambae	95.94	124.26	137.79	117.67	118.44	210.51	112.38	112.88	49169	54433	49535	26865	29184	25267	23117	22565
	Tbong Khmum	94.29	114.24	116.39	95.54	102.56	93.54	107.87	104.89	43917	47022	48604	47820	21187	18814	21768	23488

No	Province/OD	OPD All								OPD <3yrs								DTS								
		2008	2009	2010	2011	2012	2013	2014	2015	2008	2009	2010	2011	2012	2013	2014	2015	2008	2009	2010	2011	2012	2013	2014	2015	
		#	#	#	#	#	#	#	#	#	#	#	#	#	#	#	#	#	#	#	#	#	#	#	#	#
1	<b>Banteay Meanchey</b>																									
	Mongkol Borei	124197	138431	180720	201034	214980	205313	215317	224838	28856	36240	50420	50533	54879	51202	52465	55593	3335	3815	4190	4417	4834	4895	5136	4759	
	Poipet	101921	117235	129447	138014	147934	150034	175700	204265	19071	24382	31694	31324	31835	32992	44858	51093	3345	3211	3785	4258	4454	4270	4442	4590	
	Preah Net Preah	77256	90579	102219	97821	100865	112086	115393	143522	16970	20543	23041	18952	17700	18121	21376	24760	1703	1971	2044	1987	2192	2176	1880	2231	
	Thma Puok	89298	99831	112814	101995	83534	64781	70075	89892	17268	17211	20919	17982	15091	13252	13648	16414	1352	1532	1911	1994	2391	2209	2197	2033	
2	<b>Battambang</b>																									
	Thmar Kouil	67416	78987	87930	98007	86682	81900	90310	96790	16162	13171	26148	24926	22357	21068	23247	26755	2644	3013	3138	3330	3433	3290	3281	3407	
	Maung Russei	68174	88471	88032	108872	122066	122687	136207	155552	13869	20375	25708	23718	28301	30718	30277	34843	2127	2703	3267	3286	3611	3582	3824	4180	
	Sampov Luoi	28394	41539	41614	49465	61005	56537	57427	63000	6064	10452	10667	11466	15321	15770	15958	17809	1061	1661	2177	2639	3202	3467	3471	3774	
	Battambang	134025	157123	184421	254584	247354	225633	224249	229894	32268	37497	56801	57344	58992	58403	58452	56478	4017	4958	5346	5283	4934	4732	4446	4567	
	Sangkae	72138	83112	90580	133898	126782	125012	130145	138632	13471	15911	21730	23083	21982	21985	26207	26559	2180	2800	2884	2738	3090	2951	3207	3001	
3	<b>Kampong Cham</b>																									
	Chamkar Leu	66911	89713	110486	113315	119285	107732	94645	101818	14149	21400	28701	26406	26247	23632	19068	22633	1634	2146	2507	2670	3026	2945	1991	2386	
	Choeung Prey	120654	167339	183461	194571	202610	92607	89110	94649	25529	34537	42358	43794	46970	21340	21170	23380	2891	3484	3844	3509	3791	1810	1735	1438	
	Kampong Cham - Kampong Si	122257	142948	150712	154098	174405	157698	128995	124769	25885	31367	34670	32082	36347	32298	24719	25276	8235	7713	6806	7545	2967	3175	5714	7157	
	Prey Chhor - Kang Meas	114810	123578	134500	144117	149300	151713	133405	130508	23034	26238	31304	33498	35843	36817	33464	35279	2725	3347	3402	3274	3159	3241	3086	2836	
	Srey Santhor - Kang Meas	63584	96849	112320	110799	94373	95856	93415	105062	20114	23855	29593	27626	22423	19411	16499	17826	1799	2497	2393	2152	2238	2553	2314	2377	
	Stueng Trang	N/A	N/A	N/A	N/A	N/A	N/A	54423	61824	N/A	N/A	N/A	N/A	N/A	N/A	11273	13221	N/A	N/A	N/A	N/A	N/A	N/A	1431	1562	
	Batheay	N/A	N/A	N/A	N/A	N/A	103673	87763	104574	N/A	N/A	N/A	N/A	N/A	21183	19633	24633	N/A	N/A	N/A	N/A	N/A	1876	1643	1970	
4	<b>Kampong Chhnang</b>																									
	Kampong Chhnang	80778	101339	103540	111948	115729	107883	104522	106113	16338	20891	20047	17408	18813	23282	23460	24717	3084	3545	3101	2969	3224	3475	3528	3590	
	Kampong Traleach	78212	100933	115784	126505	120907	120663	134419	137919	11619	22310	27257	26151	29201	29367	34183	34671	2878	3631	3461	3303	3672	3858	3895	4153	
	Boribo	59971	79478	83227	114311	115617	111610	113037	113278	9400	14203	14905	17874	15982	15306	19597	18747	2259	2976	2824	2737	2984	2734	2750	3012	
5	<b>Kampong Speu</b>																									
	Kampong Speu	75134	85560	108444	131748	128089	119172	81878	80080	11035	14251	19958	23101	22288	19608	13701	13687	3199	3987	4873	4970	5251	5046	3724	3397	
	Kong Pisey	79620	89520	113062	128818	134154	122687	115931	122679	14015	18258	28865	23347	28508	24154	21852	24978	2807	3593	4507	4039	4393	4527	4349	4590	
	Ou Dongk	63970	75280	85387	87327	73584	70114	63736	66831	12165	14791	17406	16278	12531	10349	8895	9472	1512	1968	2235	2204	2269	2198	2201	2305	
	Phnom Srouch	N/A	N/A	N/A	N/A	N/A	N/A	14906	38417	N/A	N/A	N/A	N/A	N/A	N/A	1907	4887	N/A	N/A	N/A	N/A	N/A	N/A	276	1480	
8	<b>Kampong Thom</b>																									
	Baray and Santuk	87184	113400	131068	147000	144768	142949	141100	157884	14838	19383	23890	24717	24016	23576	28270	30300	2070	2936	2861	2966	3124	3681	4048	4235	
	Kampong Thom	110577	136320	129787	171408	158291	140486	150248	159000	17077	21989	22494	25516	24817	24722	30612	33733	1152	1633	1869	2155	2392	3058	3490	3730	
	Stong	47901	47876	61136	71504	91221	98258	79719	85946	9529	9099	11198	9832	14180	18021	20333	22893	1233	1424	1542	1603	2190	2337	2310	2410	

No	Province/OD	OPD All							OPD <3yrs							DTS										
		2008	2009	2010	2011	2012	2013	2014	2015	2008	2009	2010	2011	2012	2013	2014	2015	2008	2009	2010	2011	2012	2013	2014	2015	
		#	#	#	#	#	#	#	#	#	#	#	#	#	#	#	#	#	#	#	#	#	#	#	#	#
7	<b>Kampot</b>																									
	Angkor Chey	32609	31632	29521	32652	33781	34806	34707	35108	5064	8691	4757	5753	5393	5672	7223	6652	1876	1920	1847	1944	2167	2397	2632	2738	
	Chhrouk	57183	84500	77611	80728	76592	72851	71820	70654	8555	16005	20984	19295	19139	17677	19716	18571	1555	2147	2968	3301	3592	3537	4189	4112	
	Kampong Trach	43650	52402	53617	69327	62598	59294	51524	47194	6388	7176	8566	8600	9195	8600	9202	9314	1969	2506	2367	2298	2517	2540	2440	2349	
	Kampol	40782	53240	81124	87180	85527	50789	54250	58036	4152	8225	11211	11578	9268	7860	10185	10348	1459	1316	1297	1540	1895	2081	2303	2157	
8	<b>Kandal</b>																									
	Ang Snuol	34852	41488	54960	85672	86204	63995	85862	62307	7470	8915	11015	11676	11855	11533	11298	10280	1532	1702	1471	1650	1680	1668	1682	1523	
	Kean Svay	138828	151321	168646	203318	119601	112956	86627	77197	33719	36878	37559	37894	22834	21613	16697	18268	4722	5263	4970	5201	4233	4095	2625	2504	
	Koh Thom	110069	126310	139332	135207	116674	118293	111506	106213	18653	33670	40133	37959	35196	37253	40031	36603	1832	2073	1791	1873	1925	2015	2014	2085	
	Ksach Kandal	69033	73742	98429	113976	108683	114627	90916	91039	14844	15238	23393	23202	22397	21775	14010	13102	2204	2051	1861	1766	1762	1974	2006	1783	
	Muk Kam Poul	45049	45831	55838	67362	70584	68281	62293	59445	8749	8707	11107	12423	11714	12397	12488	10890	1382	1296	1233	1273	1236	1424	1520	1443	
	Ponhea Leu	44753	51420	50676	58685	55292	55298	46868	43242	9273	11153	10132	10497	9384	10913	7426	7036	945	977	998	1085	1221	1320	1303	1360	
	Saang	78248	82521	91939	104950	103755	99215	82208	99307	19630	21569	22712	23129	22836	21526	12292	18078	2107	2023	1969	1961	2238	2328	1648	1422	
	Takhmao	121227	120734	122957	123456	128076	130884	110892	112017	37463	43046	42791	35430	37034	34347	24286	30479	3340	3275	2807	2778	2611	2420	1776	1789	
	Lvea Em	N/A	N/A	N/A	N/A	N/A	67642	84936	76020	N/A	N/A	N/A	N/A	N/A	12694	12618	12516	N/A	N/A	N/A	N/A	N/A	1723	1686	1854	
	Leuk Deak	N/A	N/A	N/A	N/A	N/A	N/A	57069	40318	N/A	N/A	N/A	N/A	N/A	4453	3624	N/A	N/A	N/A	N/A	N/A	N/A	1586	1454		
9	<b>Koh Kong</b>																									
	Smsach Mean Chey	18935	20258	22736	24689	29023	30084	32331	38416	4242	4396	5086	4376	5978	6188	6508	8948	467	453	416	387	386	373	385	384	
	Srae Ambel	15557	15123	26825	29113	31789	31497	33727	32279	3536	4089	6472	7776	8648	8337	7921	8096	866	824	928	917	931	1013	985	1166	
10	<b>Kratie</b>																									
	Chhlong	43186	46777	51802	46421	51265	48289	44083	41327	8740	10146	11892	9854	11896	11090	10057	9404	1087	1231	1353	1652	1610	2080	2353	2304	
	Kratie	60383	75097	78944	74492	70921	75599	71306	71930	12158	22943	22578	18626	17170	15021	15542	15726	819	1093	1352	1809	1924	2442	2876	3185	
11	<b>Mondul Kiri</b>																									
	Sen Monorom	39390	29924	50812	53565	56188	62030	60176	64234	8094	7223	14071	15033	16487	17219	15844	17739	578	457	646	1139	936	1132	1164	1291	
12	<b>Phnom Penh</b>																									
	Mekong	75771	86655	112958	106396	102136	72346	58921	65360	18832	22131	23881	22117	22847	12076	10894	16994	2551	3053	3361	3369	3463	2669	2088	1978	
	Chaktomouk	24206	35741	39847	32697	25522	44516	60245	54916	2815	5578	7829	5822	5774	10931	11560	9452	518	1527	2404	1454	726	1078	2127	1786	
	Por Senchey	67082	95806	129654	157701	141367	91792	50392	44495	16996	16899	23056	24366	22402	11720	6027	6312	2428	3297	4160	4100	4200	2115	1620	1592	
	Bassak	62601	103564	119411	125553	112737	114735	55721	46896	15212	20444	23055	22040	20467	22480	15169	14895	2560	3425	4001	4087	3949	3806	3138	2779	
	Sen Sok	N/A	N/A	N/A	N/A	N/A	55601	39372	42037	N/A	N/A	N/A	N/A	N/A	12559	6561	8273	N/A	N/A	N/A	N/A	N/A	2759	1630	2273	
	Dang Koe	N/A	N/A	N/A	N/A	N/A	N/A	47958	34118	N/A	N/A	N/A	N/A	N/A	5787	6374							676	899		
13	<b>Preah Vihear</b>																									



No	Province/OD	OPD All								OPD <3yrs								DTS							
		2008	2009	2010	2011	2012	2013	2014	2015	2008	2009	2010	2011	2012	2013	2014	2015	2008	2009	2010	2011	2012	2013	2014	2015
		#	#	#	#	#	#	#	#	#	#	#	#	#	#	#	#	#	#	#	#	#	#	#	#
	Tbeng Meanchey	111844	118057	145693	177898	193725	186982	184782	205447	21287	23881	30125	37185	42413	44150	45364	48408	1442	1393	1802	2194	2793	3230	3657	4082
14	<b>Prey Veng</b>																								
	Kamchay Mear	47347	54371	62341	68489	67034	58292	83288	87896	8554	9463	11664	12640	11998	9759	10626	16801	1043	1324	1868	1595	1711	2044	2381	2210
	Kampong Trabek	37342	46538	50993	50514	50924	52628	49650	54290	5346	6443	10186	11997	10653	10300	10097	12905	1068	1708	2463	2148	2111	2342	2394	2577
	Mesang	42886	54854	81974	89010	55540	48782	41102	48082	8848	11362	15289	15747	13539	11903	10034	10782	1125	1903	2128	1926	2051	2015	1817	1791
	Neak Loeng	86447	86355	106152	116426	104331	119287	71170	66589	12874	14892	19319	17874	14425	14826	11708	10146	2207	2406	2712	1920	2201	2753	1969	1944
	Pearsiang	169776	168223	198724	232492	257712	244063	147443	142965	39554	37171	43690	48540	53710	50296	28532	27291	2722	3190	3744	3649	4046	3852	2720	2662
	Preah Sdach	70225	64280	114545	122322	141776	157403	169674	173555	16905	15492	26460	23886	25033	27549	28720	30934	840	1673	2044	1913	2308	2514	2790	2856
	Svay Antor	47629	41667	52151	54904	52545	58190	45341	62605	8055	7509	11380	10143	8801	9090	7079	10373	2192	2699	2815	2549	2498	2296	1964	2432
	Sithor Kandal	N/A	N/A	N/A	N/A	N/A	N/A	95033	121798	N/A	N/A	N/A	N/A	N/A	N/A	18729	22904	N/A	N/A	N/A	N/A	N/A	N/A	1224	1430
	Krong Prey Veng	N/A	N/A	N/A	N/A	N/A	N/A	19712	28704	N/A	N/A	N/A	N/A	N/A	N/A	4914	8870	N/A	N/A	N/A	N/A	N/A	N/A	312	489
	OD Baphnom	N/A	N/A	N/A	N/A	N/A	N/A	89940	73428	N/A	N/A	N/A	N/A	N/A	N/A	10028	9469	N/A	N/A	N/A	N/A	N/A	N/A	1462	1458
15	<b>Pursat</b>																								
	Bakan	54184	58271	68516	68146	67614	67666	82413	95188	11532	12795	17578	17997	19501	19635	23808	27528	1695	1955	2303	2433	2727	2668	3034	3057
	Sampov Meas	99071	111449	125606	111162	111390	110046	115021	61504	18565	22946	27881	23891	25948	25578	26050	15707	3074	3585	4141	4991	5561	5656	6605	2165
16	<b>Ratanak Kiri</b>																								
	Banlong	103543	94102	108112	120500	128135	135426	146942	112969	22205	22376	25394	26099	29057	30523	36710	28015	1125	1208	1602	2033	2478	2795	3624	1838
	Borkeo	N/A	N/A	N/A	N/A	N/A	N/A	N/A	55805	N/A	N/A	N/A	N/A	N/A	N/A	N/A	13800	N/A	N/A	N/A	N/A	N/A	N/A	N/A	1550
17	<b>Siem Reap</b>																								
	Kralanh	75561	85368	92564	89454	100570	105367	115809	118169	17994	21043	21291	20296	22066	22965	25869	28854	2000	2440	3263	3049	3407	1876	2640	2785
	Siem Reap	128588	156805	197687	225850	254852	227426	229204	273065	32203	43534	60470	63803	64776	61601	62079	71820	8239	8281	8776	8525	8945	1906	1943	1939
	Sot Nikum	207737	255512	324779	347280	338956	318690	301801	318803	47319	69067	91833	100167	102354	98973	82494	97185	4591	5388	6597	7084	7475	6033	5357	4733
	Ankor Chhum	58854	83894	178856	217709	244690	212564	197294	225754	15294	23925	49847	54727	62175	52381	49810	48857	1669	2332	3925	3522	3961	3929	3915	3888
18	<b>Krong Preah Sihanouk</b>																								
	Preah Sihanouk	48800	71883	82920	111510	104417	91053	80461	69600	8298	14688	20341	20288	19330	18092	16762	14944	1468	1997	2358	2817	3053	2967	2785	2798
19	<b>Stung Treng</b>																								
	Steung Treng	29902	39227	43473	53357	55704	60526	75276	89981	4143	5705	7851	8669	10293	10562	12542	16384	382	400	435	697	706	953	1356	1568
20	<b>Svay Rieng</b>																								
	Chi Phu	27280	35570	44573	62231	60583	70712	82759	56850	3238	4140	6354	7564	7250	8511	7188	7410	1175	1390	1527	1464	1874	2262	2275	2348
	Romeas Hek	82980	86827	114244	112622	98381	89456	90781	100802	19590	21389	29141	24795	20182	18590	16464	19214	1681	1903	1907	1995	2411	2058	2118	2161
	Svay Rieng	101158	122091	145817	161534	155278	141124	83318	78843	23570	28586	37129	34523	32097	31006	20800	21329	2488	3702	4440	4240	4737	4475	2818	2789
	Svay Teap	N/A	N/A	N/A	N/A	N/A	N/A	57963	54984	N/A	N/A	N/A	N/A	N/A	N/A	10467	11802	N/A	N/A	N/A	N/A	N/A	N/A	1839	1812

No	Province/OD	OPD All							OPD <3yrs							DTS										
		2008	2009	2010	2011	2012	2013	2014	2015	2008	2009	2010	2011	2012	2013	2014	2015	2008	2009	2010	2011	2012	2013	2014	2015	
		#	#	#	#	#	#	#	#	#	#	#	#	#	#	#	#	#	#	#	#	#	#	#	#	#
21	<b>Takeo</b>																									
	Ang Roker	119259	142198	164529	190245	199640	199149	182498	174807	35524	41840	48569	49527	57404	56155	52520	47023	2664	3547	3475	3135	3197	3308	3281	2988	
	Bali	74422	76215	77252	98069	96805	94976	89847	96275	13805	15061	16918	20145	19389	19749	14866	22043	3112	3125	2775	2775	3169	3077	2662	2932	
	Daun Keo	68519	79496	98319	136917	133678	136170	139531	144469	12363	15254	23056	26952	32568	33261	34315	35120	2298	2793	2746	3145	3646	4032	4293	3769	
	Kirivong	94554	130271	158640	178307	189892	193724	174784	108430	25067	31011	37920	36866	42266	38416	33855	19743	3077	4320	4279	4027	4173	3957	4211	3436	
	Prey Kabass	147604	192516	162332	176254	168084	171547	141946	154563	34646	60869	35401	41455	36757	34427	27636	36121	2412	3111	2860	2385	2542	2704	2513	2686	
22	<b>Otdar Meanchey</b>																									
	Samraong	77122	100034	135260	134139	136756	148007	85165	137066	16811	21575	32313	31490	32688	36386	15746	35955	1967	2674	3369	3658	4513	4730	2693	4740	
23	<b>Krong Kep</b>																									
	Kep	5677	7846	7122	8166	9230	14029	17337	20214	391	929	1028	813	734	1803	2308	2541	94	263	226	232	251	377	245	213	
24	<b>Krong Pailin</b>																									
	Pailin	24580	30305	33866	34966	32479	26791	27342	26402	6581	4653	9366	6214	6996	7602	8241	7960	559	636	908	949	951	708	837	836	
25	<b>Tbong Khmum</b>																									
	Kroch Chhmar	52784	31730	66490	66417	72034	62469	51054	49521	8105	7753	19518	17092	18443	20734	11878	10907	770	554	1163	1150	1155	1271	945	1153	
	Memut	67651	103336	117381	120642	138452	139411	141569	166681	16412	25251	32077	31556	34412	38071	37755	42496	1364	1840	2216	2569	3050	3208	2662	3005	
	O Reang Ov	39842	46965	69641	91242	89538	70750	64211	71097	6486	7953	12917	13374	15655	12484	10851	11364	1111	1311	1322	1683	2230	2166	1386	1564	
	Ponhea Krek - Dambae	115540	136942	135676	143349	153277	162723	175692	165206	29041	34610	33927	32726	34284	34254	38075	33931	3635	4179	4378	4220	4430	4367	4271	3429	
	Tbong Khmum	107440	150934	167180	185939	180560	158011	159585	169220	21383	29624	33705	35496	33420	29217	29593	30195	2566	3235	3784	3554	3643	3344	3097	3114	

No	Province/OD	DHF								C-Section								MMU								
		2008	2009	2010	2011	2012	2013	2014	2015	2008	2009	2010	2011	2012	2013	2014	2015	2008	2009	2010	2011	2012	2013	2014	2015	
		0	0	0	#	#	#	#	#	0	0	#	#	#	#	#	#	#	#	#	0	#	0	#	#	0
1	<b>Banteay Meanchey</b>																									
	Mongkol Borei	1696	2540	2894	2821	2993	2915	3093	2964	5	N/A	N/A	N/A	N/A	N/A	NA	NA	10153	11564	12340	12803	13254	13278	13595	13208	
	Polpet	1674	2068	2665	2625	2865	3028	3363	3626	20	28	81	61	50	36	32	139	6634	8025	8587	8734	9232	7817	9609	10833	
	Preah Net Preah	1386	1779	2027	1985	2192	2176	1972	2231	N/A	N/A	N/A	N/A	N/A	N/A	NA	NA	9816	10411	10421	10105	10359	10156	10180	10963	
	Thma Puck	1132	1393	1809	1910	2278	2087	2135	2021	N/A	N/A	N/A	N/A	N/A	N/A	11	8	7983	8251	8082	8783	9492	8515	9109	9784	
2	<b>Battambang</b>																									
	Thmar Koul	507	1133	2216	2638	2827	2866	2955	3240	N/A	N/A	N/A	N/A	N/A	N/A	NA	NA	6935	8150	8532	9201	9566	10420	10259	9872	
	Maung Russei	1553	2257	3240	3279	3591	3558	3917	4190	51	71	60	12	75	124	154	243	7112	8276	8751	8372	9526	10005	9526	9005	
	Sampov Luon	667	1429	2107	2636	3201	3467	3470	3774	10	37	31	32	34	36	32	61	3630	4370	4567	4456	5077	6141	7586	8003	
	Battambang	1495	2918	4354	4343	4654	4541	4268	4429	N/A	N/A	N/A	N/A	N/A	N/A	NA	NA	8966	9940	9295	10515	11007	12327	13039	12505	
	Sangkae	1233	2367	2727	2704	3059	2937	3113	3001	N/A	N/A	N/A	N/A	N/A	N/A	NA	NA	7234	7998	8863	9415	9891	11340	12623	11780	
3	<b>Kampong Cham</b>																									
	Chamkar Leu	1382	1981	2398	2605	2905	2717	1898	2320	N/A	N/A	N/A	N/A	N/A	N/A	NA	NA	4884	5044	6672	7520	7692	8851	7963	8183	
	Choeung Prey	2348	3259	3609	3447	3735	1805	1734	1437	N/A	N/A	N/A	N/A	N/A	N/A	NA	NA	5492	6224	7169	8233	9198	5214	6294	8654	
	Kampong Cham - Kampong Sie	835	1400	1690	1549	1750	1869	1426	1214	N/A	N/A	N/A	N/A	N/A	N/A	NA	NA	5910	5643	7002	6885	7514	8880	7766	7463	
	Prey Chhor - Kang Meas	2074	3115	3285	3111	3134	3238	3084	2830	N/A	N/A	N/A	N/A	N/A	N/A	NA	NA	4396	4960	6532	7314	7748	8498	9012	9301	
	Srey Santhor - Kang Meas	751	1136	1489	1198	1247	1825	1708	1738	N/A	N/A	5	24	39	74	90	119	6845	7219	7536	6766	5158	6786	7191	7395	
	Stueng Trang	N/A	N/A	N/A	N/A	N/A	N/A	1431	1558	N/A	N/A	N/A	N/A	N/A	N/A	1	NA	N/A	N/A	N/A	N/A	N/A	N/A	4084	4137	
	Batheay	N/A	N/A	N/A	N/A	N/A	1866	1837	1938	N/A	N/A	N/A	N/A	N/A	N/A	NA	NA	N/A	N/A	N/A	N/A	N/A	5881	8946	8585	
4	<b>Kampong Chhnang</b>																									
	Kampong Chhnang	2478	2954	2806	2787	3080	3375	3449	3498	N/A	N/A	N/A	N/A	N/A	N/A	NA	NA	5233	5723	5916	5517	5666	6757	7837	7006	
	Kampong Tralech	2761	3473	3406	3245	3620	3790	3814	4127	N/A	N/A	N/A	N/A	N/A	N/A	NA	NA	3757	4541	4990	5333	5327	5624	6004	5748	
	Boribo	2255	2972	2823	2734	2979	2733	2745	3002	N/A	N/A	N/A	N/A	N/A	N/A	NA	NA	2194	2226	2408	3004	3643	3503	3677	3544	
5	<b>Kampong Speu</b>																									
	Kampong Speu	1318	2403	3637	3904	4092	4014	3114	2804	N/A	N/A	N/A	N/A	N/A	N/A	NA	NA	13631	15333	19704	20939	21821	23932	15637	17042	
	Kong Pisey	1619	3162	4397	3985	4350	4488	4279	4489	N/A	N/A	N/A	N/A	N/A	N/A	NA	NA	9688	12350	12931	13225	14361	15252	20660	18266	
	Du Dongk	1144	1740	2021	2016	2118	2081	2110	2195	N/A	N/A	3	N/A	N/A	N/A	NA	7	2619	4845	5221	8670	6743	6886	5940	5763	
	Phnom Strouch	N/A	N/A	N/A	N/A	N/A	N/A	253	1310	N/A	N/A	N/A	N/A	N/A	N/A	NA	NA	N/A	N/A	N/A	N/A	N/A	N/A	1703	5746	
6	<b>Kampong Thom</b>																									
	Barsay and Santuk	1507	2686	2851	2830	2972	3444	3767	4064	N/A	1	N/A	N/A	13	32	81	164	9742	9924	9491	9406	9282	11555	13384	13169	
	Kampong Thom	711	1269	1615	1868	2233	2803	3265	3469	N/A	N/A	N/A	N/A	N/A	N/A	NA	NA	10137	9373	8146	8127	7809	7686	8735	9678	

No	Province/OD	DHF								C-Section								MMU							
		2008	2009	2010	2011	2012	2013	2014	2015	2008	2009	2010	2011	2012	2013	2014	2015	2008	2009	2010	2011	2012	2013	2014	2015
		0	0	0	0	0	0	0	0	0	0	0	0	0	0	0	0	0	0	0	0	0	0	0	0
	Stong	720	1113	1108	1372	1956	2253	2264	2348	20	28	28	25	34	33	49	36	6690	6375	6461	6692	6860	7182	9806	7669
7	<b>Kampot</b>																								
	Angkor Chey	885	1374	1661	1693	1913	2093	2370	2668	N/A	N/A	N/A	N/A	N/A	11	8	1	6698	N/A	7417	8354	8805	10373	17318	18578
	Chhouk	817	1456	2602	2925	3265	3218	3743	3787	N/A	N/A	N/A	N/A	N/A	NA	NA	NA	12518	7	13178	11874	12037	13306	14265	12665
	Kampong Trach	1056	1929	1916	1707	1678	1866	1818	1849	43	34	4	4	N/A	N/A	NA	NA	9142	53	6749	8232	5571	5722	5894	5980
	Kampot	461	669	878	1063	1117	1502	1774	1623	N/A	N/A	N/A	N/A	N/A	N/A	NA	NA	5150	N/A	4892	5243	5604	5969	10645	6899
8	<b>Kandal</b>																								
	Ang Shuol	1127	1385	1253	1436	1584	1578	1847	1488	N/A	N/A	N/A	N/A	N/A	N/A	NA	NA	1942	2945	3253	3614	3730	4613	6058	3956
	Kean Svay	2633	3807	4172	4548	3558	3526	2231	2261	N/A	N/A	N/A	N/A	N/A	N/A	NA	NA	10128	10346	10955	11751	11870	8459	4275	5408
	Koh Thom	1296	1646	1570	1523	1662	1830	1978	2056	27	51	57	46	50	67	65	85	7264	8080	8803	9002	8739	8884	9381	9284
	Ksach Kandal	1596	1625	1601	1645	1731	1969	2005	1782	N/A	N/A	N/A	N/A	N/A	N/A	NA	NA	4943	5288	5862	6480	6744	8545	7877	8237
	Muk Kam Poul	1062	1061	1087	1179	1187	1390	1520	1443	N/A	N/A	N/A	N/A	N/A	N/A	NA	NA	2708	2556	2665	2929	3050	3424	3523	3327
	Ponhea Leu	765	906	946	1040	1191	1294	1299	1357	N/A	N/A	N/A	N/A	N/A	N/A	NA	NA	2189	2357	2291	2183	2241	2236	2610	2413
	Saeng	1346	1497	1659	1703	2015	2112	1617	1412	N/A	N/A	N/A	N/A	N/A	N/A	NA	NA	8281	9139	9924	10300	10723	12115	9977	10472
	Takhmeo	2709	2980	2606	2696	2592	2420	1776	1764	N/A	N/A	N/A	N/A	N/A	N/A	NA	NA	6665	7153	7314	6920	6304	7346	3017	6658
	Lvea Em	N/A	N/A	N/A	N/A	N/A	1701	1683	1854	N/A	N/A	N/A	N/A	N/A	N/A	NA	NA	N/A	N/A	N/A	N/A	N/A	3356	3147	2729
	Leuk Deak	N/A	N/A	N/A	N/A	N/A	N/A	1441	1322	N/A	N/A	N/A	N/A	N/A	N/A	NA	NA							4294	4585
9	<b>Koh Kong</b>																								
	Smach Mean Chey	285	329	332	345	364	365	384	384	N/A	N/A	N/A	N/A	N/A	N/A	NA	NA	2484	2737	3784	3943	4028	4308	4819	4740
	Srae Ambel	555	766	690	916	929	1011	985	1165	N/A	1	25	N/A	N/A	N/A	NA	NA	3250	3275	2131	3944	3030	3931	4261	4153
10	<b>Kratie</b>																								
	Chhlong	532	683	1138	1633	1807	2078	2347	2301	16	12	5	7	5	7	23	29	2725	2745	2813	2617	2915	2579	4602	5487
	Kratie	398	751	1187	1747	1904	2434	2845	3179	N/A	N/A	31	N/A	N/A	N/A	NA	NA	6079	6528	7227	7756	7866	8143	8211	8811
11	<b>Mondul Kiri</b>																								
	Sen Monorom	384	278	646	680	718	1013	1078	1178	N/A	N/A	N/A	N/A	N/A	N/A	NA	NA	2582	2564	3209	3606	3650	4145	4246	4272
12	<b>Phnom Penh</b>																								
	Mekong	2095	2682	3080	3265	3412	2667	2065	1969	N/A	N/A	N/A	N/A	N/A	N/A	1	4497	6688	7216	6616	8453	6123	2830	3017	
	Chaktomouk	518	1527	2404	1454	726	1078	2127	1786	N/A	N/A	N/A	N/A	N/A	N/A	NA	NA	287	908	497	491	487	582	698	1206
	Por Senchey	2420	3286	4157	4088	4182	2115	1620	1587	N/A	N/A	N/A	N/A	N/A	N/A	NA	NA	3054	3823	4879	5688	6161	6697	5100	5191
	Bassak	2298	3273	3908	4004	3941	3806	3103	2779	N/A	N/A	N/A	N/A	N/A	N/A	NA	NA	5396	6543	8717	5945	5280	5411	5210	5153
	Sen Sok	N/A	N/A	N/A	N/A	N/A	2752	1830	2259	N/A	N/A	N/A	N/A	N/A	22	NA	NA	N/A	N/A	N/A	N/A	N/A	2145	239	1577

No	Province/OD	DHF								C-Section								MMU							
		2008	2009	2010	2011	2012	2013	2014	2015	2008	2009	2010	2011	2012	2013	2014	2015	2008	2009	2010	2011	2012	2013	2014	2015
		0	0	0	0	0	0	0	0	0	0	0	0	0	0	0	0	0	0	0	0	0	0	0	0
	Dang Kae	N/A	N/A	N/A	N/A	N/A	N/A	676	899	N/A	N/A	N/A	N/A	N/A	N/A	NA	NA	N/A	N/A	N/A	N/A	N/A	N/A	0	1097
13	<b>Preah Vihear</b>																								
	Tbeng Meanchey	1203	1230	1670	2163	2754	3221	3638	4075	N/A	N/A	N/A	N/A	N/A	N/A	NA	NA	8480	N/A	11041	11864	12371	14229	14478	13541
14	<b>Prey Veng</b>																								
	Kamchay Meas	770	1312	1651	1500	1688	2014	2362	2210	N/A	N/A	N/A	N/A	N/A	N/A	NA	NA	2750	3103	2679	4085	5210	2731	4485	4887
	Kampong Trabek	419	1253	2330	2140	2111	2340	2393	2577	19	35	47	21	26	21	19	32	3430	4218	4913	5940	6204	5772	5859	5689
	Mesang	839	1722	2043	1902	2043	2014	1817	1791	N/A	N/A	N/A	N/A	N/A	N/A	NA	NA	4663	4679	4677	4453	4811	6239	4697	4874
	Neak Loeng	699	982	1447	1407	1659	2236	1519	1832	42	22	8	2	2	24	10	38	4791	5608	5900	6109	7108	7997	5326	5235
	Pearaing	2707	3141	3738	3647	4043	3847	2719	2662	38	87	98	76	119	189	155	183	8697	11156	10841	12151	13053	13456	8600	8330
	Preah Sdach	802	1638	1960	1865	2304	2505	2790	2856	N/A	N/A	N/A	N/A	N/A	N/A	NA	NA	4587	5345	5858	8488	6814	8311	9556	8387
	Svay Antor	692	1129	1487	1499	1680	1945	1837	2364	N/A	N/A	N/A	N/A	N/A	N/A	NA	NA	4650	4688	3987	5723	7648	6826	7307	6451
	Sithor Kandal	N/A	N/A	N/A	N/A	N/A	N/A	1224	1430	N/A	N/A	N/A	N/A	N/A	N/A	NA	NA	N/A	N/A	N/A	N/A	N/A	N/A	4046	4754
	Krong Prey Veng	N/A	N/A	N/A	N/A	N/A	N/A	312	489	N/A	N/A	N/A	N/A	N/A	N/A	NA	NA	N/A	N/A	N/A	N/A	N/A	N/A	1589	1563
	OD Baphnom	N/A	N/A	N/A	N/A	N/A	N/A	1461	1458	N/A	N/A	N/A	N/A	N/A	N/A	NA	NA	N/A	N/A	N/A	N/A	N/A	N/A	4559	4875
15	<b>Pursat</b>																								
	Bakan	911	1305	1775	2182	2651	2824	2948	2988	N/A	N/A	N/A	N/A	N/A	N/A	NA	NA	5837	5442	5820	5495	7119	6429	7006	7885
	Sampov Meas	1361	1970	2789	3967	4826	5211	5997	1730	N/A	N/A	N/A	N/A	N/A	N/A	NA	NA	8090	6315	8743	9410	10801	8686	11094	4005
16	<b>Ratanak Kiri</b>																								
	Banlong	1025	1181	1514	1965	2432	2773	3500	1838	N/A	N/A	N/A	N/A	N/A	N/A	NA	NA	4355	4542	5597	7508	7883	9395	11104	8056
	Borkeo	N/A	N/A	N/A	N/A	N/A	N/A	N/A	1544	N/A	N/A	N/A	N/A	N/A	N/A	NA	NA	N/A	N/A	N/A	N/A	N/A	N/A	N/A	4258
17	<b>Siem Reap</b>																								
	Kralanh	858	1348	1698	1839	1857	1876	2072	1901	9	1	7	1	N/A	1	NA	2	6448	6036	7351	7890	8285	8338	8623	9050
	Siem Reap	810	1052	1548	1807	1959	1901	1942	1938	N/A	N/A	N/A	N/A	N/A	N/A	NA	NA	9305	N/A	14168	15104	16058	17509	18664	19578
	Sok Nikum	3118	3754	4240	4898	5112	4747	5072	4732	4	3	5	7	7	1	2	2	6888	142	9465	11734	13855	15157	15378	16374
	Ankor Chhum	1077	2088	3707	3522	3981	3929	3915	3888	N/A	N/A	N/A	N/A	N/A	N/A	NA	NA	4397	563	11866	12937	14053	14974	15393	18018
18	<b>Krong Preah Sihanouk</b>																								
	Preah Sihanouk	665	1455	1913	2035	2167	2192	2113	2166	N/A	N/A	N/A	N/A	N/A	N/A	NA	NA	6211	6918	8643	8058	8157	8979	10168	10366
19	<b>Stung Treng</b>																								
	Steung Treng	346	344	386	656	689	944	1314	1568	N/A	N/A	N/A	N/A	N/A	N/A	NA	NA	4991	N/A	5544	5824	5989	6125	8084	7251
20	<b>Svay Rieng</b>																								
	Chi Phu	926	1058	1271	1443	1820	2258	2275	2341	N/A	N/A	N/A	N/A	N/A	N/A	NA	NA	2421	3270	2964	3683	3383	3387	3107	3149

No	Province/OD	DHF								C-Section								MMU							
		2008	2009	2010	2011	2012	2013	2014	2015	2008	2009	2010	2011	2012	2013	2014	2015	2008	2009	2010	2011	2012	2013	2014	2015
		0	0	0	#	#	#	#	#	0	0	#	#	#	#	#	#	#	#	#	0	#	0	#	0
	Romeas Hek	1845	1801	1850	1988	2404	2045	2058	2141	N/A	N/A	N/A	N/A	N/A	N/A	NA	NA	5673	6365	8464	8425	7908	10187	8453	7789
	Svay Rieng	2289	3428	4310	4152	4658	4402	2815	2779	N/A	N/A	N/A	N/A	N/A	N/A	NA	NA	8612	9281	10239	11073	11191	11347	8033	7638
	Svay Teap	N/A	N/A	N/A	N/A	N/A	N/A	1769	1752	N/A	N/A	N/A	N/A	N/A	N/A	NA	NA							3868	3512
21	<b>Takeo</b>																								
	Ang Rokar	2849	3513	3472	3132	3194	3308	3277	2978	N/A	N/A	N/A	N/A	N/A	N/A	NA	NA	6438	6726	7422	7801	7327	8796	10019	10379
	Bali	2318	2541	2288	2198	2598	2737	2865	2818	N/A	N/A	N/A	N/A	N/A	N/A	NA	NA	9288	9450	9640	8121	9285	10485	15633	18583
	Daun Keo	1586	2273	2244	2771	3547	3887	4181	3831	N/A	N/A	N/A	N/A	N/A	N/A	NA	NA	12389	12429	12318	13262	13674	14417	20870	15721
	Krivong	3000	4252	4218	3971	4144	3949	4168	3434	54	63	120	216	164	212	207	149	7252	11142	11749	11727	11447	12215	12649	7959
	Prey Kabass	2309	3059	2830	2354	2479	2892	2388	2687	N/A	N/A	N/A	N/A	N/A	8	NA	NA	6341	7321	7627	7117	7342	8736	9584	11154
22	<b>Otdar Meanchey</b>																								
	Samraong	1783	2510	3305	3611	4475	4899	2861	4719	N/A	N/A	N/A	N/A	N/A	N/A	NA	NA	7683	7898	10430	11375	11427	13002	3364	12220
23	<b>Krong Kep</b>																								
	Kep	42	234	208	201	188	349	245	193	N/A	N/A	N/A	N/A	N/A	N/A	NA	NA	1030	N/A	609	641	571	720	851	980
24	<b>Krong Pailin</b>																								
	Pailin	463	599	853	911	934	702	810	824	N/A	N/A	N/A	N/A	N/A	N/A	NA	NA	1581	1897	1901	2081	2119	2032	2176	2222
25	<b>Tbong Khmum</b>																								
	Kroch Chhmar	401	338	812	833	931	1238	908	1131	N/A	N/A	N/A	N/A	N/A	N/A	NA	NA	3198	13	4221	4284	4895	8524	4584	4850
	Memut	873	1409	1703	2278	2634	2792	2325	2539	9	27	41	76	116	123	85	109	3802	3968	5318	6522	7318	8178	10112	10577
	O Reang Ov	326	545	986	1342	1387	1374	655	1258	N/A	8	N/A	N/A	N/A	N/A	NA	NA	2254	3186	2153	2064	2243	3266	3426	3477
	Ponhea Krek - Dambee	2487	3140	3434	3527	3828	3853	4014	3119	N/A	N/A	N/A	N/A	N/A	N/A	NA	NA	10318	9525	9316	9525	9847	11052	11055	22895
	Tbong Khmum	697	1948	3073	2839	3156	2762	2824	2814	11	18	20	18	3	N/A	2	7	7781	7576	7673	7849	8055	7519	8034	8036

No	Province/OD	ANC2								IFA								DPT-HepB3							
		2008	2009	2010	2011	2012	2013	2014	2015	2008	2009	2010	2011	2012	2013	2014	2015	2008	2009	2010	2011	2012	2013	2014	2015
		#	#	#	#	#	#	#	#	#	#	#	#	#	#	#	#	#	#	#	#	#	#	#	#
1	<b>Banteay Meanchey</b>																								
	Mongkol Borei	4687	5469	5407	5719	6294	5400	5483	5451	9421	8896	12244	12404	12929	11507	5483	5449	4944	5313	6305	5657	6197	6012	6028	6101
	Polpet	4069	4458	4820	6039	7244	5536	6388	6672	6969	8811	11823	13495	14008	12281	5792	6464	5169	5062	5091	5432	5766	5479	6157	6364
	Preah Net Preah	2863	3338	2941	2975	3384	3009	3188	3759	5279	5092	5897	6221	6927	6265	3171	3729	3177	3356	3268	2909	3118	3213	3071	3385
	Thma Puck	2301	2506	2436	2774	2805	2755	2992	3100	4247	3650	5114	5647	5673	5647	2993	2969	2539	2212	2593	2430	2990	2702	2678	2423
2	<b>Battambang</b>																								
	Thmar Kou	4171	5077	4501	5021	4925	4496	4547	4540	8506	9717	9690	11026	11100	9390	4542	4486	5146	5295	5168	4875	5028	5210	5287	5160
	Maung Russei	3864	4657	4293	4682	4804	4798	4972	5159	7976	7735	9370	9593	9721	9823	4659	4881	4534	5031	5307	5214	5028	4890	4647	4669
	Sampov Luon	3406	4582	3630	4111	5058	4563	4553	4940	6438	7520	7661	8576	10559	9698	4197	4618	2835	3357	3382	3088	3736	3369	3367	3153
	Battambang	7971	8909	8119	8908	8866	7840	7571	7904	12179	15005	17840	18748	18417	16782	7383	7718	6064	7854	8185	7523	8421	8206	8468	7571
	Sangkae	3446	4693	4142	3969	4128	4064	4131	4285	7431	8719	9270	8523	8684	8493	4072	4223	4451	4773	4828	4388	4590	4416	4581	4410
3	<b>Kampong Cham</b>																								
	Chamkar Leu	3182	3647	3806	4420	4908	4380	3380	3581	5188	6091	7493	8709	9334	8385	3261	3550	3652	3833	4267	4129	4165	4083	2641	3181
	Choeung Prey	5166	5837	4895	5588	5957	2508	2486	2367	9517	9267	8938	10105	10978	4688	2484	2208	4924	4886	5020	5260	5570	2809	2587	2477
	Kampong Cham - Kampong Sie	4132	5224	4550	5052	4959	4434	3762	3615	8950	9614	10283	11583	10898	9979	3612	3838	7764	9075	7426	6544	6494	7493	5575	5402
	Prey Chhor - Kang Meas	4888	5362	5324	5456	5761	5589	5500	5398	8834	8942	9577	9972	10039	9734	5403	5324	4588	4637	4990	5174	4830	4618	4484	4217
	Prey Santhor - Kang Meas	2823	3523	2838	2512	2204	2293	2051	2027	3522	5697	5683	5510	4547	4644	1995	1971	4092	4352	3983	3432	3370	3165	2923	2772
	Stueng Trang	N/A	N/A	N/A	N/A	N/A	N/A	2475	2356	N/A	N/A	N/A	N/A	N/A	N/A	2466	2344	N/A	N/A	N/A	N/A	N/A	N/A	2728	2523
	Batheay	N/A	N/A	N/A	N/A	N/A	3306	3010	3184	N/A	N/A	N/A	N/A	N/A	5929	2659	2663	N/A	N/A	N/A	N/A	N/A	2738	2578	2739
4	<b>Kampong Chhnang</b>																								
	Kampong Chhnang	4189	4803	4147	4627	4483	4412	4608	4446	7081	8411	9317	10063	10035	9582	3768	3453	5623	6236	5573	5382	6497	5258	5484	4283
	Kampong Tralach	5065	4573	4771	4547	4585	4670	4488	4634	8162	7484	9036	9171	9028	9216	4326	3735	4725	4643	4815	4209	4366	4778	5165	5278
	Boribo	2188	2686	2256	2767	2613	2409	2408	2475	4352	4971	5048	6172	5413	5237	2163	2222	3330	3686	3296	3116	3166	2950	2825	2717
5	<b>Kampong Speu</b>																								
	Kampong Speu	8050	9104	7285	8246	8205	7880	8541	8433	13007	13673	15321	17407	18199	16776	5936	5030	8882	8602	9182	7357	8419	7670	5970	6239
	Kong Pisey	3923	4869	4198	4572	5074	4876	4872	5240	8224	11027	8690	9755	10703	10395	4731	4919	5327	5218	5935	4591	5325	4409	4854	4581
	Du Dongk	2307	2910	2412	2592	2949	2580	2624	2535	4744	4771	5300	5763	5685	5599	2964	2410	2860	2983	2745	2439	2595	2399	2504	2327
	Phnom Strouch	N/A	N/A	N/A	N/A	N/A	N/A	752	1999	N/A	N/A	N/A	N/A	N/A	N/A	672	2763	N/A	N/A	N/A	N/A	N/A	N/A	728	1950
6	<b>Kampong Thom</b>																								
	Barsay and Santuk	3515	4626	4107	4251	4552	4701	4616	4949	8053	8475	9570	9291	10075	10263	4615	4930	5846	8012	5912	5446	5682	4990	4858	4970
	Kampong Thom	3842	4885	4419	4691	5167	5028	5361	5428	9325	10018	10400	14404	13529	11325	5036	5091	6593	6707	6849	6107	6309	5618	5863	5705

No	Province/OD	ANC2								IFA								DPT-HepB3							
		2008	2009	2010	2011	2012	2013	2014	2015	2008	2009	2010	2011	2012	2013	2014	2015	2008	2009	2010	2011	2012	2013	2014	2015
		#	#	#	#	#	#	#	#	#	#	#	#	#	#	#	#	#	#	#	#	#	#	#	#
	Stong	2385	3300	3394	2501	3045	3283	4023	3896	4457	4852	6904	5799	7294	7103	3112	3220	3302	3122	3287	2668	3418	2566	2997	3012
7	<b>Kampot</b>																								
	Angkor Chey	1919	2047	1532	1827	1939	1885	2092	2202	2177	1348	3231	3799	4012	3821	2092	2213	2700	1539	2736	2701	2569	2798	2966	2821
	Chhouk	3969	5313	4725	4582	4535	4064	4206	4018	6287	4370	9386	8891	9133	8400	4171	4233	4529	2009	4586	3735	3942	3871	4406	4329
	Kampong Trach	2955	3490	2747	2991	2953	2529	2640	2661	4574	3088	5735	6362	6286	5532	2572	2569	3956	2146	3855	3590	3245	3346	3484	3213
	Kampot	1921	2417	1979	2531	2412	2450	2681	2781	4648	2792	4586	5857	5587	5533	2557	2528	3100	1536	2783	2798	2729	2761	3121	3108
8	<b>Kandal</b>																								
	Ang Snoul	1974	1948	1765	2254	2409	2444	3253	3827	4173	4913	4053	10076	5652	5825	2946	3603	1943	2086	1997	2339	2212	2732	2850	3409
	Kean Svay	2802	4091	3642	4309	3203	3167	1844	2381	6034	9005	8564	9636	7422	6938	1921	2361	4759	5049	4973	5175	3571	3674	2199	2857
	Koh Thom	2839	4057	3079	3027	2899	2534	2880	2847	5866	6014	5990	6010	5581	5370	2650	2680	3433	3601	3161	3252	3791	3880	4038	4196
	Ksach Kandal	2091	2580	2391	2093	2046	2255	2106	2498	5011	4316	4944	4391	4482	4885	2127	2345	2895	3088	2718	2433	2734	2865	3130	2994
	Muk Kam Poul	1680	1691	1313	1526	2032	2667	2034	1848	3300	3145	3154	3556	11166	6012	1979	1830	1834	1722	1711	1603	1838	1783	1911	1919
	Ponhea Leu	1813	2306	1558	1386	1524	1440	1463	1631	3934	3029	2916	3037	4628	3063	1276	1421	1479	1733	1573	2110	2215	2226	2079	1929
	Saeng	2579	2935	2405	2636	2608	2535	2216	2752	5812	4545	5600	5934	5687	5749	1984	2876	3375	3301	3163	3589	3885	3843	3471	3913
	Tekhmao	5807	6545	5295	4481	4928	4890	4605	5422	11613	12099	11390	9697	11673	10292	2989	4391	5056	4982	4824	4393	4977	4978	3006	3690
	Lvea Em	N/A	N/A	N/A	N/A	N/A	1346	1358	1460	N/A	N/A	N/A	N/A	N/A	2871	1262	1525	N/A	N/A	N/A	N/A	N/A	1837	1792	2034
	Leuk Deak	N/A	N/A	N/A	N/A	N/A	1323	1215	N/A	N/A	N/A	N/A	N/A	N/A	N/A	1322	1204							1358	1494
9	<b>Koh Kong</b>																								
	Smach Mean Chey	1350	1336	1353	1451	1579	1452	1479	1594	2123	2049	2849	3055	3350	3143	1439	1593	1369	1334	1413	1322	1365	1336	1461	1449
	Srae Ambel	943	931	1104	1355	1440	1278	1392	1383	1787	1549	2322	2829	2977	2887	1409	1374	1269	1034	1247	1457	1445	1530	1562	1457
10	<b>Kratie</b>																								
	Chhlong	1358	1625	1381	1615	1796	1690	1723	1912	3454	3278	3627	3980	13636	4128	1662	1876	1569	1912	1892	1855	1993	1992	2152	1949
	Kratie	2891	4159	3805	4134	4252	4272	5070	5369	7312	8687	9140	9790	10144	10712	3823	4004	4189	4722	5119	5169	5782	5274	5815	5044
11	<b>Mondul Kiri</b>																								
	Sen Monorom	1403	1058	1820	2052	2184	2232	2574	2852	2409	2142	4015	4485	4820	4807	2559	2340	1568	1075	1678	1847	1829	1730	1786	1819
12	<b>Phnom Penh</b>																								
	Mekong	4797	5948	4711	5073	5258	3396	3119	3036	8256	9518	10252	11828	7844	7799	3433	3341	3798	4087	4378	4247	3924	3929	5838	7151
	Chaktomouk	2143	3852	3962	3762	2896	3034	5494	5661	5821	8915	9028	10995	7078	8388	5977	7065	4820	5925	6049	4729	5171	6212	7676	7834
	Por Senchey	5341	7151	7151	7801	7869	4574	4314	5609	12171	15264	16294	16336	10235	10475	3884	5719	4675	5909	7281	8045	3628	3730	3130	3840
	Bassak	4089	5423	5566	6109	6380	5871	4659	4348	10369	12322	12891	14827	14025	12713	5208	5100	5171	5973	6478	6796	7856	7888	8533	8454
	Sen Sok	N/A	N/A	N/A	N/A	N/A	5277	3861	4649	N/A	N/A	N/A	N/A	N/A	12982	3823	3795	N/A	N/A	N/A	N/A	N/A	4953	2957	3419



No	Province/OD	ANCS								IFA								DPT-HeqB3							
		2008	2009	2010	2011	2012	2013	2014	2015	2008	2009	2010	2011	2012	2013	2014	2015	2008	2009	2010	2011	2012	2013	2014	2015
		#	#	#	#	#	#	#	#	#	#	#	#	#	#	#	#	#	#	#	#	#	#	#	#
	Dang Kae	N/A	N/A	N/A	N/A	N/A	N/A	1641	1836	N/A	N/A	N/A	N/A	N/A	N/A	1489	1838	N/A	N/A	N/A	N/A	N/A	N/A	1748	2399
13	<b>Preah Vihear</b>																								
	Tbeng Meanchey	2921	3271	4236	4557	5078	5389	5492	5592	5016	5484	8444	9616	15574	11334	5459	5510	3467	3224	3965	4054	4630	4268	4860	4218
14	<b>Prey Veng</b>																								
	Kamchay Meas	1958	2280	1976	1963	1946	1780	1855	2063	3260	4459	5121	4701	4511	4024	1799	2062	2338	2167	2505	2135	2288	2150	2574	2377
	Kampong Trabek	2069	2757	2255	2043	2043	1920	1697	1801	3704	4732	4923	4618	4611	3899	1718	1816	2585	2410	2906	2190	2223	2568	2717	2094
	Mesang	2034	3088	2253	2130	2149	1720	1633	1626	4723	5592	5188	4777	4727	3801	1599	1556	2115	2317	2809	2398	2335	2195	2020	2086
	Neak Loeng	3091	3577	3095	2820	2841	2904	1772	1622	3918	5724	7634	6599	6272	6148	1652	1890	3076	2900	3183	2863	3093	3132	2961	2015
	Pearaing	4245	4895	5191	5340	5295	4509	2896	2986	4279	6295	9484	9915	9712	8562	2940	2873	3414	3443	4010	3973	4320	4118	2607	2723
	Preah Sdach	1881	2636	3029	3095	3097	3112	3072	3062	4288	4856	5626	5905	6133	5903	2615	2975	2558	2224	2877	2725	2766	2801	2857	3043
	Svay Ankor	2978	3571	3261	3039	3303	3072	2456	2369	3504	6451	7384	6468	7343	6550	2401	2244	3702	3434	4069	3504	3649	3427	2482	2374
	Sithor Kandal	N/A	N/A	N/A	N/A	N/A	N/A	1897	1894	N/A	N/A	N/A	N/A	N/A	N/A	1686	1720	N/A	N/A	N/A	N/A	N/A	N/A	1348	1508
	Krong Prey Veng	N/A	N/A	N/A	N/A	N/A	N/A	812	902	N/A	N/A	N/A	N/A	N/A	N/A	866	864	N/A	N/A	N/A	N/A	N/A	N/A	766	1336
	OD Baphnom	N/A	N/A	N/A	N/A	N/A	N/A	1259	1225	N/A	N/A	N/A	N/A	N/A	N/A	1122	855	N/A	N/A	N/A	N/A	N/A	N/A	1958	1518
15	<b>Pursat</b>																								
	Bakan	3508	3575	3361	3573	3643	3187	3603	4526	5493	7829	8824	7249	7133	7009	3927	4065	3251	3364	3224	2893	3174	3099	3340	3524
	Sampov Meas	6594	7172	6564	7519	7429	7042	7418	2930	8046	13422	14328	15807	15803	15654	7161	2711	6889	7102	7346	7142	7176	6513	7103	2656
16	<b>Ratanak Kiri</b>																								
	Banlong	3246	3106	3344	4075	5238	5585	6984	5119	7299	5850	8605	9354	11816	12020	5972	4715	3629	4266	4824	5680	6209	4550	5167	3559
	Borkeo	N/A	N/A	N/A	N/A	N/A	N/A	N/A	3036	N/A	N/A	N/A	N/A	N/A	N/A	2699	N/A	N/A	N/A	N/A	N/A	N/A	N/A	N/A	1830
17	<b>Siem Reap</b>																								
	Kralanh	2965	2790	3069	3170	3281	3203	3534	3554	4931	5738	5989	6243	6454	6358	3384	3190	2751	2654	3066	3076	3110	3074	3214	3172
	Siem Reap	10374	11382	9495	10977	11420	11263	12114	12976	17898	22099	20244	22771	23629	23304	12114	12671	9043	9152	8745	8837	9419	9951	10367	9800
	Sol Nikum	5849	6436	5866	7136	7017	8874	7159	7487	12740	15085	13633	15346	14938	14371	6852	7378	6480	7149	18101	7687	7895	7206	7784	7223
	Ankor Chhum	2204	3187	5255	5585	5810	5963	5752	6484	5009	7205	11069	11907	12232	12402	5724	6464	2263	2953	5192	5048	5362	5524	5081	5683
18	<b>Krong Preah Sihanouk</b>																								
	Preah Sihanouk	2766	3965	3495	4236	4299	3505	3744	3745	5909	6548	7471	9757	9575	8480	3480	3655	4010	4422	4997	4551	5241	5089	4755	4938
19	<b>Stung Treng</b>																								
	Steung Treng	2514	2858	2392	2894	3096	2935	3790	4166	2517	1890	4929	6280	6670	6758	3622	3935	2730	1330	2867	2888	3127	2972	3883	4564
20	<b>Svay Rieng</b>																								
	Chi Phu	1756	2367	1863	1901	2052	2268	2037	2334	3587	5115	4284	4393	4653	5169	1996	2062	1949	2084	2214	2156	2169	2338	2142	2190

No	Province/OD	ANCS							IFA							DPT-HepB3									
		2008	2009	2010	2011	2012	2013	2014	2015	2008	2009	2010	2011	2012	2013	2014	2015	2008	2009	2010	2011	2012	2013	2014	2015
	Romeas Hek	3258	3743	2843	3058	3888	2341	2272	2449	6892	6326	5678	5762	5277	4803	2196	2339	2538	2661	2719	2699	2525	2194	2496	2191
	Svay Rieng	6014	7707	5448	5550	5486	5127	3257	3473	9888	12926	11999	11783	11863	10919	2855	2941	5565	8215	8581	8219	6164	6136	4100	4038
	Svay Teap	N/A	N/A	N/A	N/A	N/A	N/A	2111	2763	N/A	N/A	N/A	N/A	N/A	N/A	2045	2567	N/A	N/A	N/A	N/A	N/A	N/A	2876	2944
21	<b>Takeo</b>																								
	Ang Rokr	4459	5810	3796	3637	3803	3583	3544	3601	7341	8830	7616	7372	7289	6840	3446	3549	2788	3369	3181	2813	3212	3116	3001	2939
	Bali	3480	4245	3551	4120	4136	4152	4376	4891	7369	9571	7767	8145	8592	8285	4108	4376	4027	4084	3908	3346	4175	4127	4826	4747
	Daun Keo	2918	3291	3074	4022	4385	4642	4826	4797	4158	6195	6199	7347	7992	8241	4826	4797	3658	4100	4274	4474	4934	5100	5384	5425
	Krivong	3617	4963	4626	4805	4559	3874	4034	2038	3556	8813	8712	9062	8714	7566	3935	2026	3175	4331	4433	4109	4497	4029	4088	2386
	Prey Kabass	3834	5893	3550	3352	3143	3281	3388	3280	7257	10186	8853	8621	8502	8910	3031	2964	3215	3364	3285	3025	3148	3135	3404	3120
22	<b>Otdar Meanchey</b>																								
	Samraong	3581	4296	5173	5795	6561	6997	4376	7622	6242	0	11210	12592	13800	14604	4232	6036	3631	0	5277	5313	6302	6022	3268	5896
23	<b>Krong Kep</b>																								
	Kep	319	456	367	452	448	493	560	545	534	557	836	991	1088	1129	558	538	804	542	886	818	713	749	759	805
24	<b>Krong Pailin</b>																								
	Pailin	1828	1664	1864	1994	2041	1967	2025	2175	3527	3509	4191	4328	4292	4049	1635	2308	1363	1430	1486	1403	1506	1694	1494	1586
25	<b>Tbong Khmum</b>																								
	Kroch Chhmar	1873	1415	2164	2322	2420	2015	1499	1824	3402	1748	4995	5249	5334	4705	1453	1622	2400	1355	2384	2160	2450	2538	1925	2099
	Memut	2905	3729	3506	3994	4567	4143	4138	4344	3205	4901	7546	8573	9474	8462	4022	4282	3477	3545	3707	3701	4096	4445	3919	3839
	O Reang Ov	1136	1583	1553	1848	1906	1848	1521	1503	1589	3074	3861	4333	4163	11942	1494	1211	2717	2787	2524	2622	2733	2562	2314	1919
	Ponhea Krek - Dambee	4112	4906	4483	5393	5845	5809	5950	5981	7837	9061	9644	10311	12083	11979	4856	4832	5081	5272	5641	5221	8004	5595	5184	4605
	Tbong Khmum	4026	5364	4598	5011	4726	4025	3607	4225	4068	8369	10312	10871	10513	8907	3444	3473	5258	5249	4987	4626	4985	5022	5146	4689

No	Province/OD	Measles							Vitamin A								
		2008	2009	2010	2011	2012	2013	2014	2015	2008	2009	2010	2011	2012	2013	2014	2015
		#	#	#	#	#	#	#	#	#	#	#	#	#	#	#	
1	<b>Banteay Meanchey</b>																
	Mongkol Borei	4730	5143	6425	5604	5928	5507	5680	5954	48165	65933	57516	34124	25344	23572	24625	22454
	Poipet	5113	4882	5253	5292	5634	5431	5700	6174	41530	46263	36880	33258	23946	19840	25884	23368
	Preeh Net Preeh	3342	3155	3411	2864	3042	3024	2847	3381	32313	26986	30976	16018	14780	16361	13573	18289
	Thma Fuok	2523	2119	2638	2442	2507	2394	2516	2490	25203	23929	24196	9857	11789	12044	11736	14048
2	<b>Battambang</b>																
	Thmar Kou	5019	5086	5127	4775	4935	4928	5115	5175	42569	21084	43824	41659	15927	19957	21666	21253
	Maung Russei	4076	4712	4666	4743	4688	4073	4286	4217	33188	42042	42161	40644	17705	21255	20253	18856
	Sampov Luon	2300	2957	3000	2901	3232	2940	2893	2711	18174	14208	18414	25044	2887	7688	9674	8787
	Battambang	7941	7852	8104	7275	8148	7344	7518	7112	54359	31051	62960	61211	29631	30091	31894	31306
	Sangkee	4039	4525	4361	4258	4492	4370	4448	4662	33357	33364	36399	36735	17991	18228	18787	19311
3	<b>Kampong Cham</b>																
	Chamkar Leu	3494	3599	4156	3933	4311	3959	2429	3108	28947	36345	35205	36240	17480	16816	13541	11483
	Choeung Prey	4975	4840	5236	5246	5407	2515	2319	2609	32544	34340	39488	39936	19534	8940	9485	9133
	Kampong Cham - Kampong Sie	7729	8084	7514	6642	8706	7453	5456	5725	54366	48249	53130	54483	24879	25699	19380	20024
	Prey Chhor - Kang Meas	4756	4559	4934	4708	4796	4423	4411	4366	40320	40153	40737	34201	18209	17856	16869	19341
	Srey Santhor - Kang Meas	4001	4276	4195	3279	3401	3125	2623	2863	29601	36052	34200	35286	15465	16754	9674	13587
	Stueng Trang	N/A	N/A	N/A	N/A	N/A	N/A	2299	2244	N/A	N/A	N/A	N/A	N/A	N/A	8233	8721
	Batheay	N/A	N/A	N/A	N/A	N/A	2765	2369	2638	N/A	N/A	N/A	N/A	N/A	10167	11137	9862
4	<b>Kampong Chhnang</b>																
	Kampong Chhnang	5883	6309	5691	5405	6246	5341	5664	4419	47990	52305	42289	12226	19893	17230	17843	7656
	Kampong Treleach	4512	4735	4909	4249	4183	4579	4959	5239	38670	38501	39369	17906	16637	17525	17971	17921
	Boribo	3260	3546	3166	2958	3212	2841	2759	2652	20347	24478	26548	7004	11522	9589	7461	6410
5	<b>Kampong Speu</b>																
	Kampong Speu	8470	8287	9434	7314	8473	7734	5851	6040	67252	35135	42766	43463	43865	38069	9701	7674
	Kong Plsey	5627	5471	5755	4866	4996	4602	3994	3823	52867	26210	80	23735	24446	26429	21404	12660
	Ou Dongk	3005	2933	3078	2454	2470	2274	2573	2310	21964	12615	14826	26527	16429	12653	12646	14933
	Phnom Srouch	N/A	N/A	N/A	N/A	N/A	N/A	826	1829	N/A	N/A	N/A	N/A	N/A	N/A	1480	2256
6	<b>Kampong Thom</b>																

No	Province/OD	Measles							Vitamin A								
		2008	2009	2010	2011	2012	2013	2014	2015	2008	2009	2010	2011	2012	2013	2014	2015
		#	#	#	#	#	#	#	#	#	#	#	#	#	#	#	
	Barey and Santuk	5849	6072	5945	5261	5685	4981	4079	4428	52379	55481	54432	26383	26507	27237	1653	1293
	Kampong Thom	6099	6400	6630	5863	6223	5565	4911	5127	67661	36426	56962	22612	24673	30269	5994	5717
	Stong	3232	3242	3300	2689	3650	2708	2579	2729	29330	30496	29133	27746	14710	32176	8066	7145
7	<b>Kampot</b>																
	Angkor Chey	2588	1506	2534	2511	2526	2798	2751	2836	24936	12262	24117	26444	10800	10806	10833	10534
	Chhouk	4122	1831	4175	3692	3653	3709	3867	4326	37095	18297	37224	36975	17536	12673	10871	10202
	Kampong Trach	3757	2040	3669	3211	3162	3137	3215	3302	33905	17069	33456	34476	14805	11777	11799	10322
	Kampot	2666	1563	2674	2746	2944	2614	2882	2747	30346	14277	26691	28859	13288	11749	10526	10216
8	<b>Kandal</b>																
	Ang Snoul	1962	1920	1981	2234	2354	2054	2139	2737	10133	6598	4802	16409	6096	3158	3851	6475
	Kean Svay	4915	5131	5043	4873	3530	3390	2322	2781	34476	29034	21317	43280	14252	14412	9462	11204
	Koh Thom	3243	3471	3390	2975	3787	3535	3901	4057	25459	26452	26293	30171	14512	14771	16088	16251
	Ksach Kandal	2908	3036	2859	2456	2686	2956	2844	3025	24208	11857	10723	23916	12087	12719	12060	13272
	Muk Kam Poul	1815	1754	1736	1380	1780	1612	1691	1806	15019	6913	6490	14182	6465	6805	6599	6676
	Ponhea Leu	1484	1646	1576	2019	2449	1636	1883	1850	10791	6341	6578	14997	7107	5763	6378	3671
	Saang	3322	3327	3256	3397	3816	3727	3207	3766	33192	17116	14406	28835	14740	15188	7704	15641
	Takhmao	5189	4712	5174	4338	5221	5033	4894	3322	41446	35887	17865	22926	17824	17233	10777	11348
	Lvea Em	N/A	N/A	N/A	N/A	N/A	1592	1842	1885	N/A	N/A	N/A	N/A	N/A	6171	6923	6940
	Leuk Deak	N/A	N/A	N/A	N/A	N/A	1346	1449	N/A	N/A	N/A	N/A	N/A	N/A	5552	5877	
9	<b>Koh Kong</b>																
	Smach Mean Chey	1324	1325	1474	1349	1358	1409	1487	1474	14081	6540	12765	11008	6040	6089	6276	6339
	Srae Ambel	1144	1016	1256	1358	1524	1540	1540	1438	11761	5599	12844	7963	6231	6140	6313	6842
10	<b>Kratie</b>																
	Chhlong	1616	1842	1881	1581	2076	1703	1982	1836	21996	17598	16081	15093	8819	9693	5867	7150
	Kratie	4084	4203	4937	5056	5532	5004	5351	4900	33477	15777	40235	13316	18581	19318	21187	17560
11	<b>Mondul Kiri</b>																
	Sen Monorom	1443	1025	1546	1699	1681	1539	1713	1587	13816	17828	14256	16872	8236	6515	7156	8589
12	<b>Phnom Penh</b>																
	Mekong	3580	3713	4019	4059	3698	4437	4881	5642	39349	40972	48235	63816	16711	2910	1706	756

No	Province/OD	Measles							Vitamin A								
		2008	2009	2010	2011	2012	2013	2014	2015	2008	2009	2010	2011	2012	2013	2014	2015
		#	#	#	#	#	#	#	#	#	#	#	#	#	#	#	
	Chaktomouk	4400	5874	8102	8080	6365	7767	9189	8317	26625	30704	21131	24876	1425	2848	4433	4610
	Por Sencheay	4376	5296	7129	6125	4740	3156	2928	3859	57796	52399	44258	11416	8776	1478	359	1999
	Bassak	6328	6208	8768	8872	7579	7387	10646	8580	41946	36641	44494	38800	27985	1125	20590	16198
	Sen Sok	N/A	N/A	N/A	N/A	N/A	4007	2552	2660	N/A	N/A	N/A	N/A	N/A	2341	456	2177
	Dang Koa	N/A	N/A	N/A	N/A	N/A	N/A	1550	2058	N/A	N/A	N/A	N/A	N/A	N/A	96	151
13	<i>Preah Vihear</i>																
	Tbeng Meanchey	3813	3214	3979	4136	4267	4347	4418	3846	37527	19755	46830	60157	24516	21814	20613	19209
14	<i>Prey Veng</i>																
	Kamchay Mear	2395	2323	2469	2210	2211	2197	3210	2276	24700	23646	24981	26635	13629	9218	8486	11804
	Kampong Trabek	2839	2584	2822	2238	2192	2597	2511	2231	26369	25736	22104	31123	11631	11487	9307	8380
	Mesang	2210	2310	2733	2265	2416	2179	1854	2032	20771	22668	24425	24196	11610	10279	10379	7197
	Neak Loeng	3259	2869	3075	2713	2838	2838	2382	1733	35523	31319	31249	34481	16577	15703	5658	1177
	Pearaing	3765	3539	4248	4046	4124	4110	2577	2788	39981	35545	35768	41368	19131	17271	10433	9753
	Preah Seach	2638	2237	2731	2673	2625	3016	2842	2787	26753	24489	24150	25267	11168	12444	12110	11142
	Svay Antor	3633	3263	3890	3607	3564	3266	2107	2171	40384	38623	40521	45818	20469	18885	14364	14429
	Sithor Kandal	N/A	N/A	N/A	N/A	N/A	N/A	1384	1527	N/A	N/A	N/A	N/A	N/A	N/A	5970	6378
	Krong Prey Veng	N/A	N/A	N/A	N/A	N/A	N/A	747	1017	N/A	N/A	N/A	N/A	N/A	N/A	2430	6533
	OD Baphnom	N/A	N/A	N/A	N/A	N/A	N/A	1669	1353	N/A	N/A	N/A	N/A	N/A	N/A	7411	5337
15	<i>Pursat</i>																
	Bakan	3448	3233	3142	2970	3098	2984	3315	3609	26548	12481	24401	23236	13119	13873	14964	13924
	Sampov Meas	6693	6904	7237	6848	6853	6039	6184	2459	55024	52703	62030	51646	29690	21375	30779	10972
16	<i>Ratanak Kiri</i>																
	Banlong	3453	3750	3966	4157	4947	4074	4776	3342	15397	8003	16864	40475	21259	15329	21978	17238
	Borkeo	N/A	N/A	N/A	N/A	N/A	N/A	N/A	1550	N/A	N/A	N/A	N/A	N/A	N/A	N/A	7191
17	<i>Siem Reap</i>																
	Kralanh	2694	2640	2969	2964	3068	2996	3099	3083	29162	26797	27731	27893	14062	13406	13685	14375
	Siem Reap	9142	9480	9434	8969	9410	9608	10210	10330	60399	64162	66066	56716	34789	39230	40092	41184
	Sot Nikum	6560	6862	11053	7319	7567	7259	7691	7430	40946	55124	62450	69038	36378	33252	38650	35571
	Ankor Chhum	2166	2788	5357	4998	5107	5173	4797	5593	20085	22826	47483	52455	24306	25803	21148	24652

No	Province/OD	Measles							Vitamin A								
		2008	2009	2010	2011	2012	2013	2014	2015	2008	2009	2010	2011	2012	2013	2014	2015
		#	#	#	#	#	#	#	#	#	#	#	#	#	#	#	
18	<b>Krong Preah Sihanouk</b>																
	Preah Sihanouk	3644	4153	4607	3961	4799	4662	4463	4098	25460	20035	34092	37726	15857	12202	11530	11707
19	<b>Stung Treng</b>																
	Stung Treng	2892	1506	2831	2776	3011	2377	3400	4054	25162	15699	26667	23341	11922	12090	11489	9476
20	<b>Svay Rieng</b>																
	Chi Phu	2131	2121	2327	2399	2294	2284	2032	2353	22002	9154	20770	20860	9022	10673	9348	6937
	Romeas Hek	2550	2556	2634	2754	2631	2143	2570	2596	23105	12077	22383	9286	11864	8339	8068	5951
	Svay Rieng	5869	5957	6588	6483	6180	5997	4270	4066	50176	48612	53384	60262	29775	25892	18012	16313
	Svay Teap	N/A	N/A	N/A	N/A	N/A	N/A	2785	2871	N/A	N/A	N/A	N/A	N/A	N/A	9576	9179
21	<b>Takeo</b>																
	Ang Rokar	2931	3457	3369	3050	3287	3074	3077	3023	26382	12984	26185	40812	14795	12068	12578	12734
	Bati	4129	4331	3906	3135	3863	3787	4766	4992	36741	11236	40831	32533	20872	20950	20992	19273
	Daun Keo	3680	3901	3978	4098	4631	4976	5160	5202	32253	36767	40606	45156	24220	22375	20337	21713
	Kirivong	3429	4251	4794	4213	4316	3822	4113	2427	35091	40838	38070	57248	25591	23542	24182	13668
	Prey Kabass	3436	3296	3357	3170	3067	3144	3129	3226	36042	16548	33255	39776	17515	17939	16213	17428
22	<b>Otdar Meanchey</b>																
	Samraong	3469	0	5219	5180	5900	5732	3008	5296	36045	0	29607	52176	26618	23010	3174	21541
23	<b>Krong Kep</b>																
	Kep	656	564	822	817	678	843	686	762	4380	3316	5509	7461	2529	3176	2839	2780
24	<b>Krong Pailin</b>																
	Pailin	1322	620	1478	2065	1429	1547	1471	1469	9742	6274	15313	15077	5416	3470	3079	2678
25	<b>Tbong Khmum</b>																
	Kroch Chhmar	2306	1257	2533	1989	2330	2480	1744	2020	12863	7202	15844	17762	8835	8860	4147	4650
	Memut	3686	3418	3774	3900	4175	4230	3737	3926	25785	26408	31296	31625	13428	16509	13923	15661
	O Reang Ov	2634	2791	2656	2395	2568	2377	2093	2152	20725	25231	10959	21843	12091	10698	6503	5078
	Ponhea Krek - Dambae	5201	5337	5918	5102	6198	9673	5055	5066	49169	54433	49535	26865	29184	25267	23117	22565
	Tbong Khmum	5204	4997	5091	4264	4894	4330	5251	5148	43917	47022	46604	47620	21187	18814	21768	23488

No	Province	PRH	ALS							OPD-AR							OPD-Sym							C-section										
			2008	2009	2010	2011	2012	2013	2014	2015	2008	2009	2010	2011	2012	2013	2014	2015	2008	2009	2010	2011	2012	2013	2014	2015	2008	2009	2010	2011	2012	2013	2014	2015
			F	F	F	F	F	F	F	F	F	F	F	F	F	F	F	F	F	F	F	F	F	F	F	F	F	F	F	F	F	F	F	F
1	Kampong Cham	Kampong Cham - Kampong Spei	8	8	9	5.54	5.41	5.04	5.41	5.2	N/A	N/A	22588	11157	10073	10302	8837	8469	N/A	N/A	455	560	443	661	305	387	433	555	603	707	862	1004	1125	1182
2	Koh Kong	Smach Meanchey	8	5	4	4.04	3.69	3.0	3.3	3.72	6748	6258	7641	11417	16545	10515	12886	14444	861	838	1006	1003	2039	1421	1030	742	7	10	11	23	23	18	22	30
3	Monukiri	Monukiri	6	5	4	4.58	4.67	5.08	3.87	5.06	137	375	401	1701	1215	797	1176	1231	70	19	24	881	88	11	93	228	14	15	16	12	19	9	21	52
4	Preah Vihear	Tbeng Meanchey	6	6	5	4.71	4.07	4.5	4.58	4.84	4164	5141	7276	8889	16945	26658	29720	18900	400	579	587	1084	2222	2959	3214	2717	28	52	48	76	82	128	161	126
5	Ratanakiri	Bankang	4	5	5	4.38	4.01	3.9	3.29	2.92	7479	8016	10411	11052	13101	15583	18640	18818	1083	1402	2189	2407	3081	3364	3349	4220	52	101	52	47	64	96	72	62
6	Siem Reap	Siem Reap	8	7	8	8.94	8.46	8.03	5.82	5.41	10853	9820	10882	83254	24083	24591	20846	22209	1	255	1	2	3	1	128	477	56	73	99	136	141	235	280	286
7	Takeo	Dzun Keo	7	7	6	5.61	5.19	5.1	5.8	5.47	42843	30406	15148	23541	23571	26986	32909	31789	3907	3558	1327	1794	2715	3421	2448	1921	151	201	298	249	283	277	285	281
8	Older Meanchey	Samraong	7	7	6	4.95	4.78	4.58	4.51	4.51	3213	2391	12482	14131	15517	18088	11006	15462	157	82	190	1305	1792	2581	2459	2862	16	14	26	31	40	47	60	68
9	Battambang	Battambang	N/A	N/A	N/A	N/A	N/A	5.17	5.35	5.22	N/A	N/A	N/A	N/A	N/A	29215	41214	38383	N/A	N/A	N/A	N/A	N/A	2883	2905	3188	N/A	N/A	N/A	N/A	N/A	580	748	656
10	Stung Treng	Stung Treng	N/A	N/A	N/A	N/A	N/A	4.7	4.34	4.24	N/A	N/A	N/A	N/A	N/A	2530	3418	5495	N/A	N/A	N/A	N/A	N/A	48	200	501	N/A	N/A	N/A	N/A	N/A	85	97	94

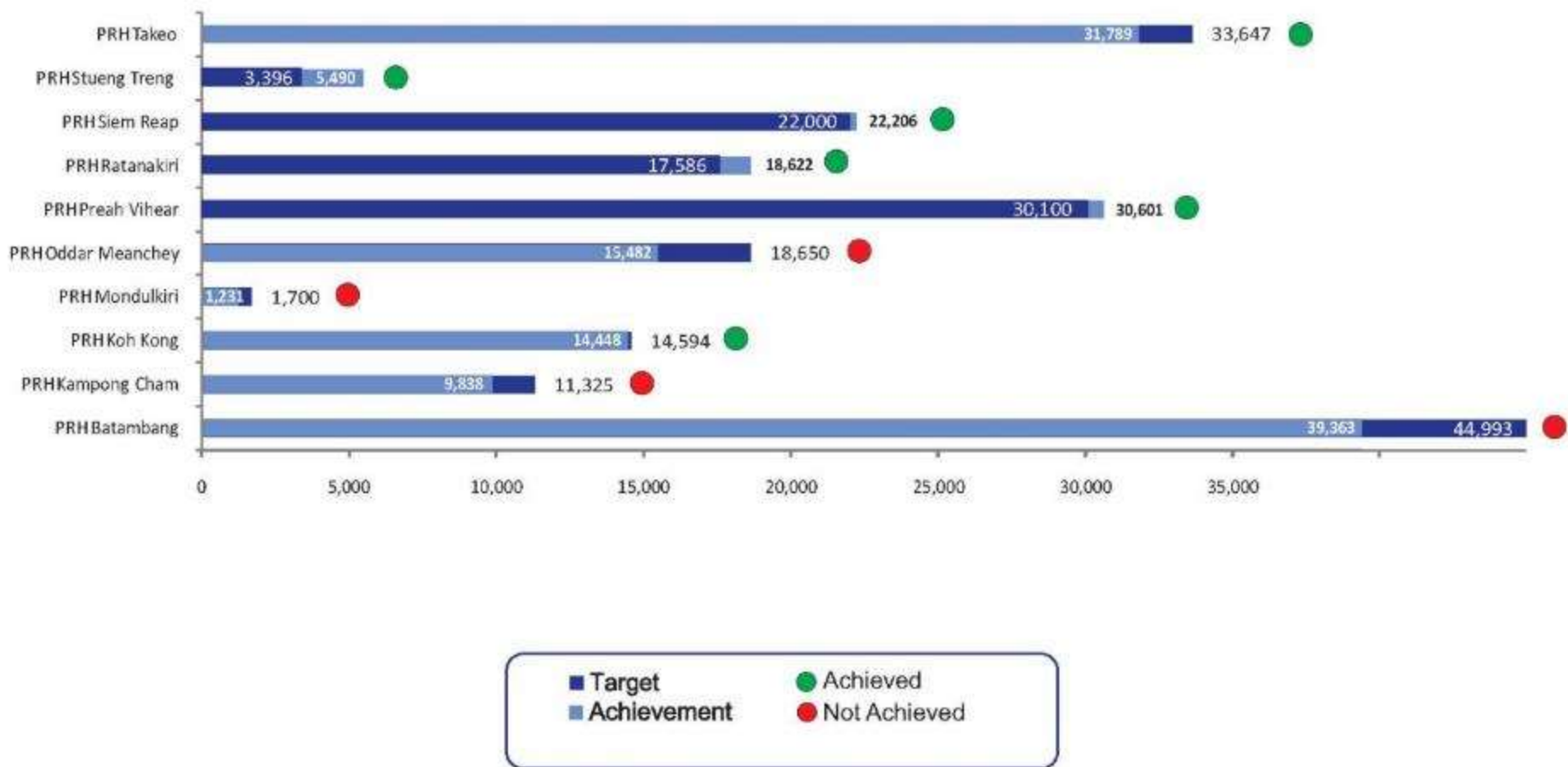
No	Province	PRH	Diabetes					Hypertension					Dengue HF					Sex-Malaria																
			2008	2009	2010	2011	2012	2008	2009	2010	2011	2012	2008	2009	2010	2011	2012	2008	2009	2010	2011	2012												
			F	F	F	F	F	F	F	F	F	F	F	F	F	F	F	F	F	F	F	F												
1	Kampong Cham	Kampong Cham - Kampong Spei	N/A	N/A	36	148	91	105	103	114	N/A	N/A	279	1894	386	411	425	530	N/A	N/A	20	816	645	647	113	229	N/A	N/A	66	343	33	13	27	12
2	Koh Kong	Smach Meanchey	N/A	N/A	7	107	41	60	52	116	N/A	N/A	54	133	415	459	1818	3734	N/A	N/A	20	11	63	64	7	0	N/A	N/A	53	180	15	8	1	10
3	Monukiri	Monukiri	N/A	N/A	3	0	1	16	19	45	N/A	N/A	49	40	58	85	82	120	N/A	N/A	0	0	1	0	0	0	N/A	N/A	4	23	0	3	2	6
4	Preah Vihear	Tbeng Meanchey	N/A	N/A	21	25	56	91	72	121	N/A	N/A	88	104	534	852	950	1392	N/A	N/A	13	15	213	284	1	71	N/A	N/A	52	281	245	125	156	119
5	Ratanakiri	Bankang	N/A	N/A	0	2	12	12	12	46	N/A	N/A	70	74	323	457	314	501	N/A	N/A	15	33	25	10	0	0	N/A	N/A	357	254	61	17	73	14
6	Siem Reap	Siem Reap	N/A	N/A	57	116	184	727	1031	1371	N/A	N/A	371	563	1235	1133	1019	1180	N/A	N/A	26	75	106	102	9	60	N/A	N/A	108	158	75	16	4	35
7	Takeo	Dzun Keo	N/A	N/A	47	77	78	111	87	95	N/A	N/A	512	1038	1324	1677	1580	3086	N/A	N/A	90	359	471	235	9	12	N/A	N/A	21	60	8	0	4	4
8	Older Meanchey	Samraong	N/A	N/A	20	52	48	77	111	142	N/A	N/A	80	249	829	1061	3047	2292	N/A	N/A	28	56	183	69	1	7	N/A	N/A	19	128	1	4	5	1
9	Battambang	Battambang	N/A	N/A	N/A	N/A	N/A	110	108	163	N/A	N/A	N/A	N/A	N/A	1374	1115	1691	N/A	N/A	N/A	N/A	N/A	133	3	47	N/A	N/A	N/A	N/A	N/A	11	7	11
10	Stung Treng	Stung Treng	N/A	N/A	N/A	N/A	N/A	1	19	24	N/A	N/A	N/A	N/A	N/A	124	162	196	N/A	N/A	N/A	N/A	N/A	5	0	21	N/A	N/A	N/A	N/A	N/A	35	100	53



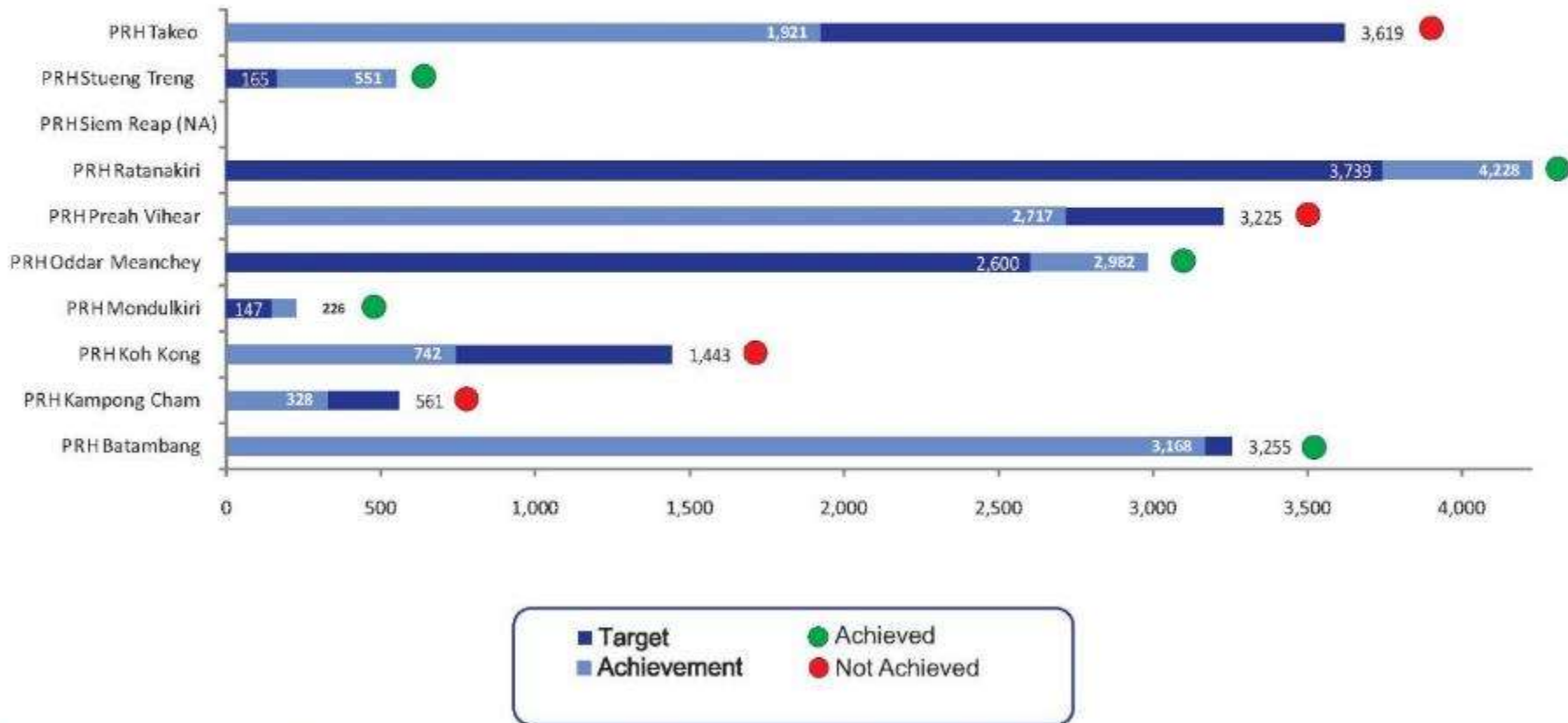




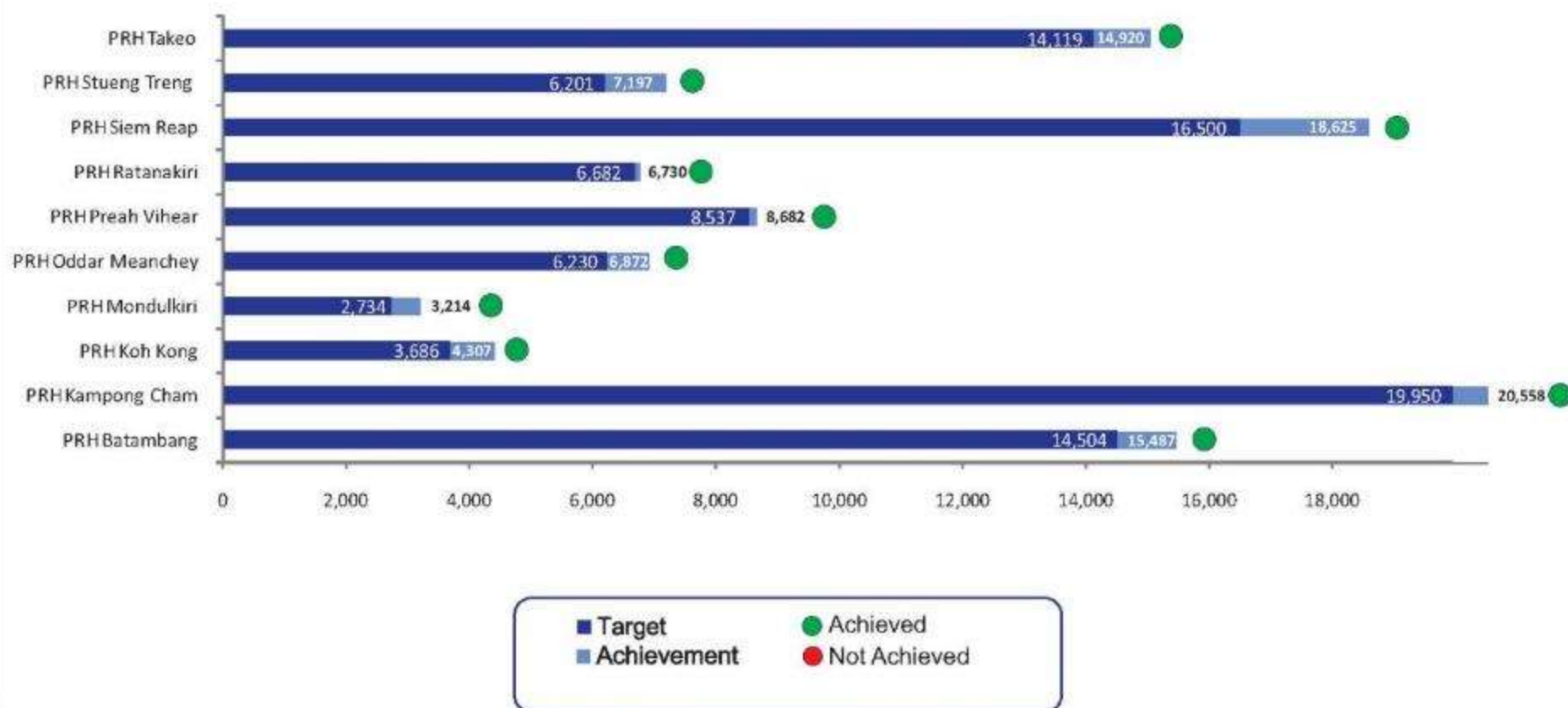
### OPD New Cases All Ages



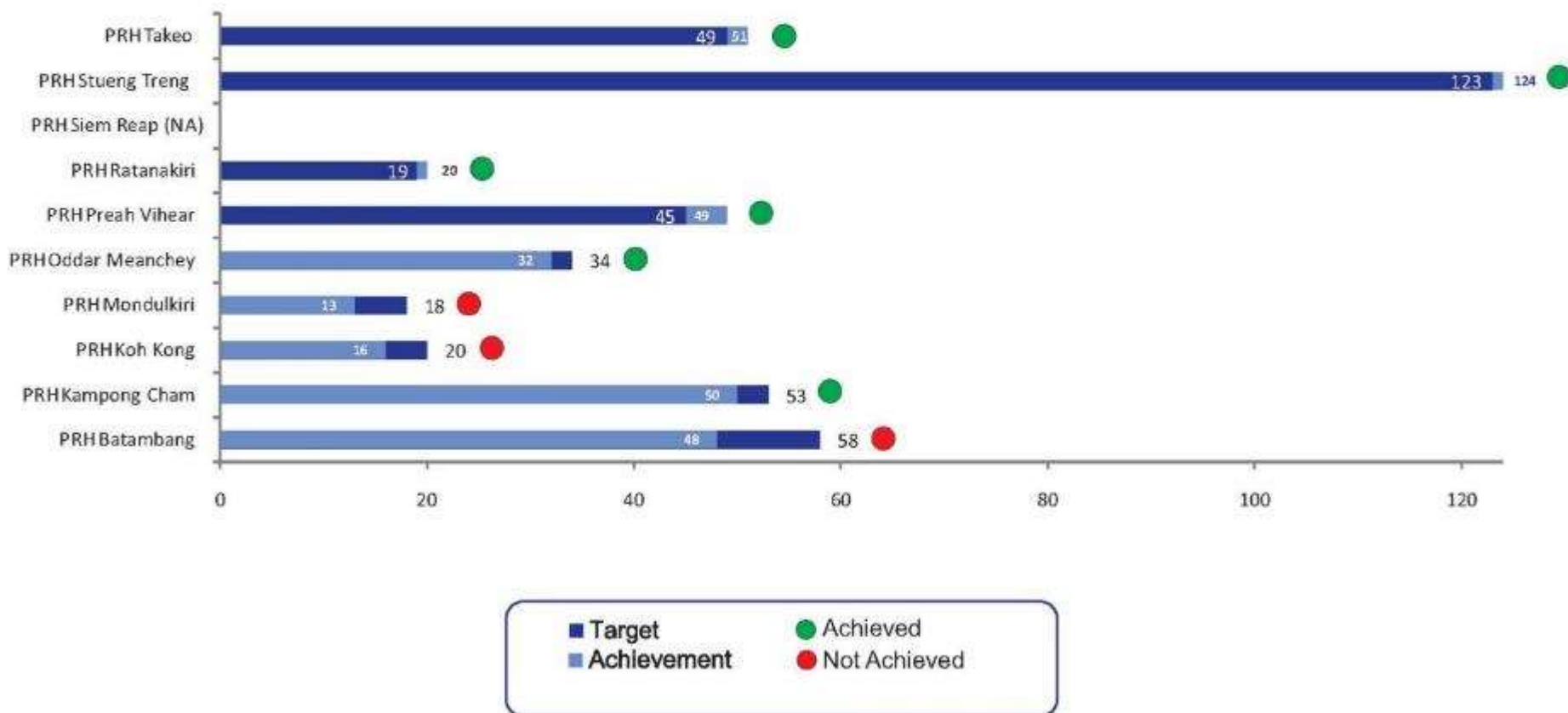
### OPD New Cases Under 5 Years



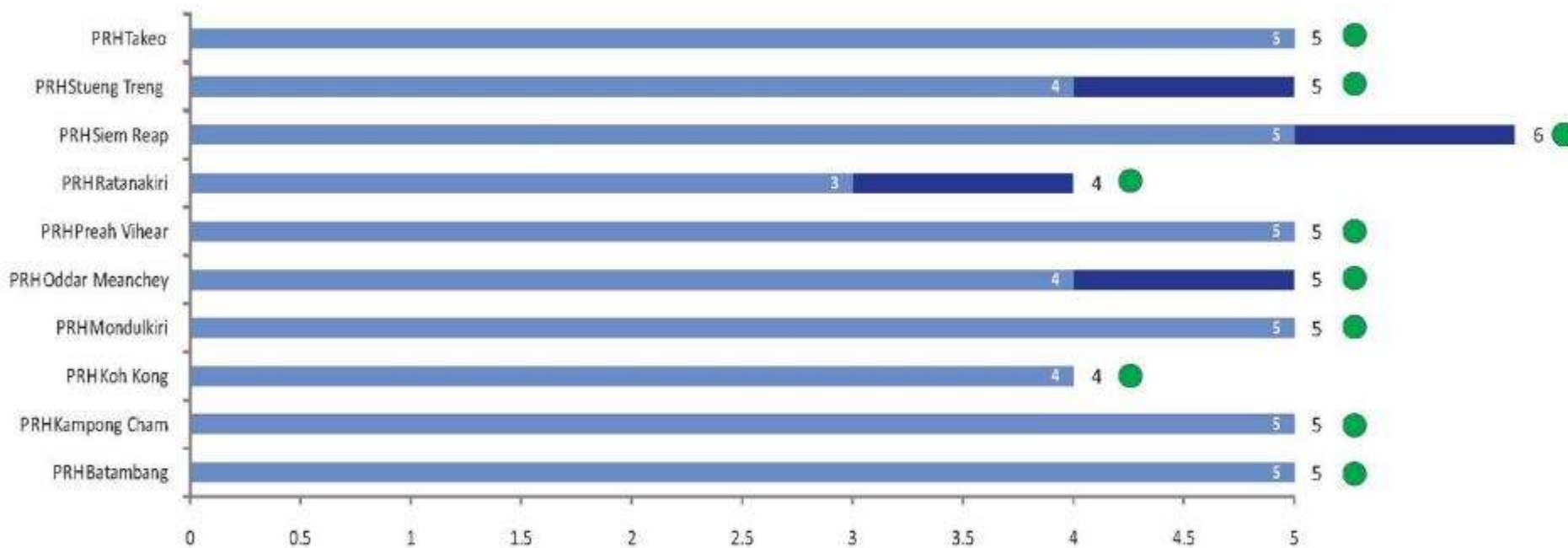
### Number of Discharges, including TB



### Number of IPD Discharges Under 5 Years Treated for Acute Malnutrition

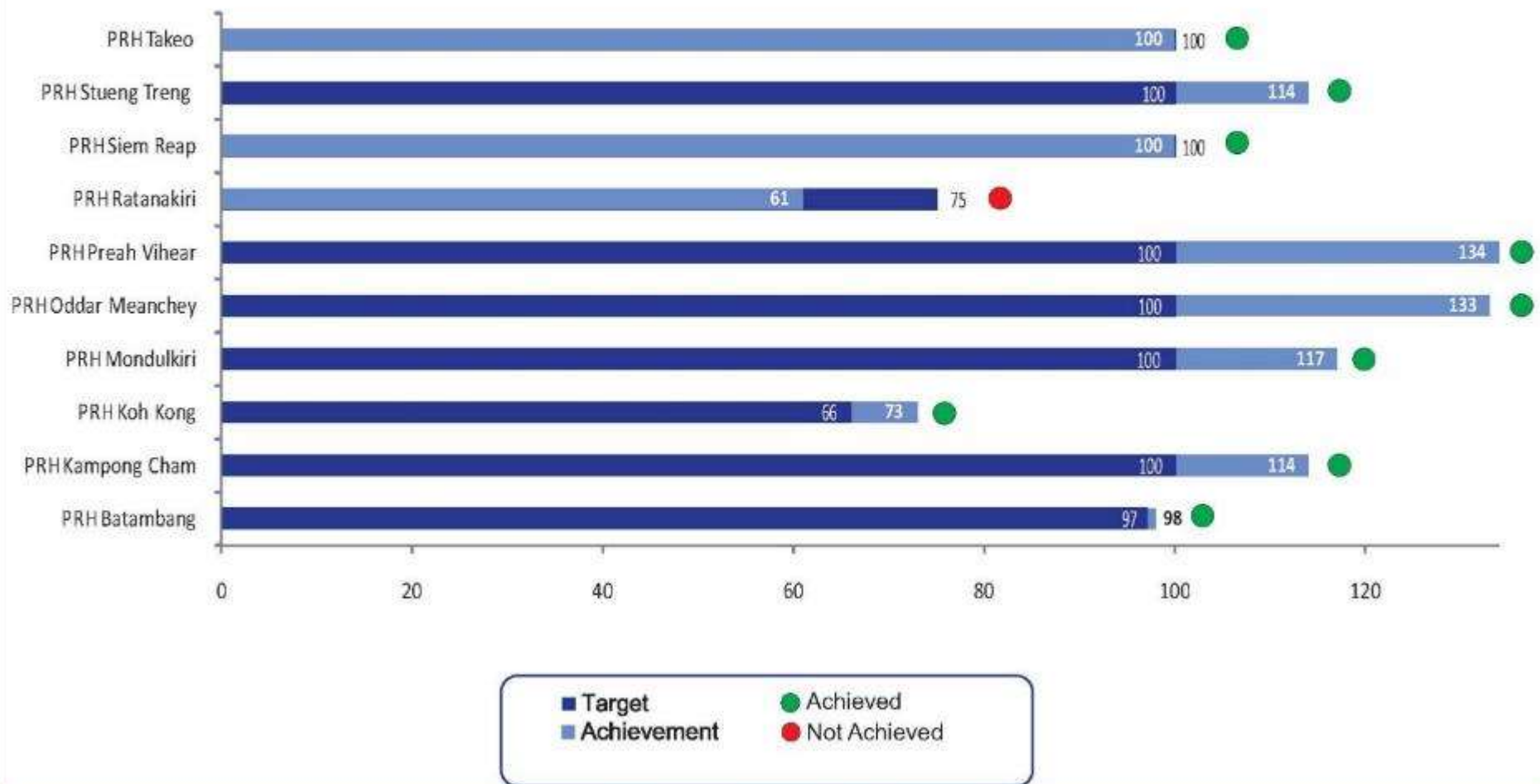


### Average Length of Stay

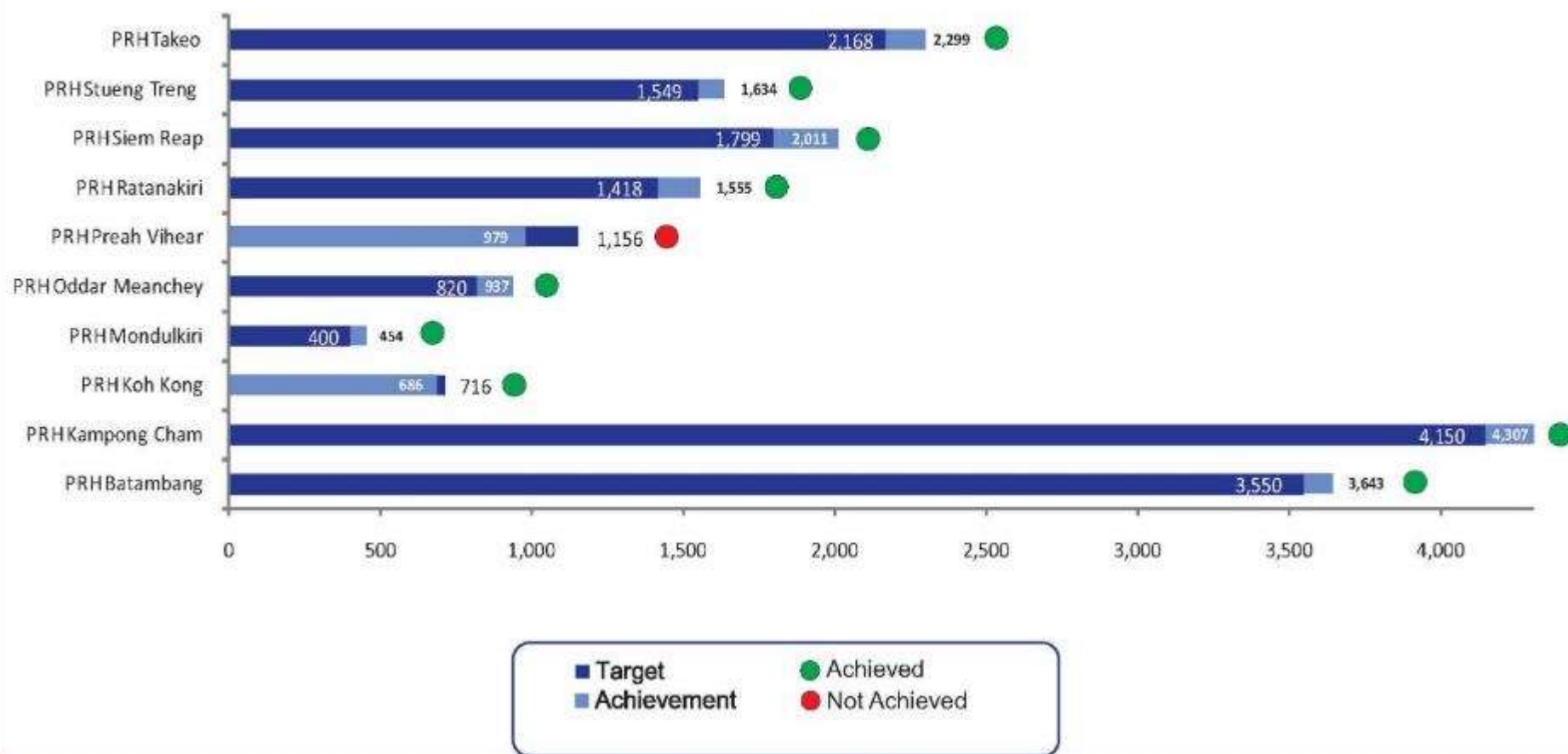


■ Target      ● Achieved  
■ Achievement      ● Not Achieved

### Bed Occupancy Rate

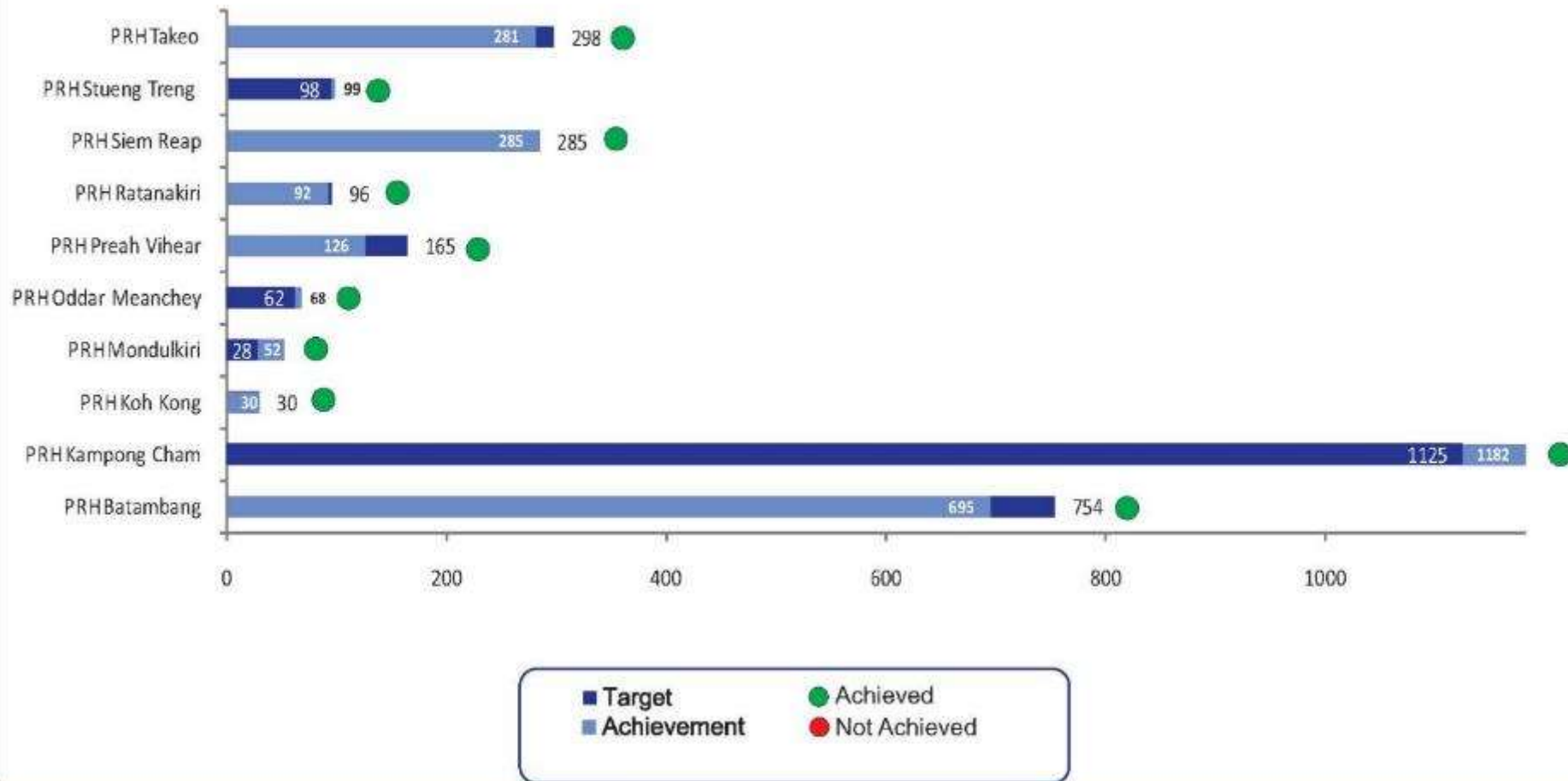


### Number of Deliveries at Health Facilities

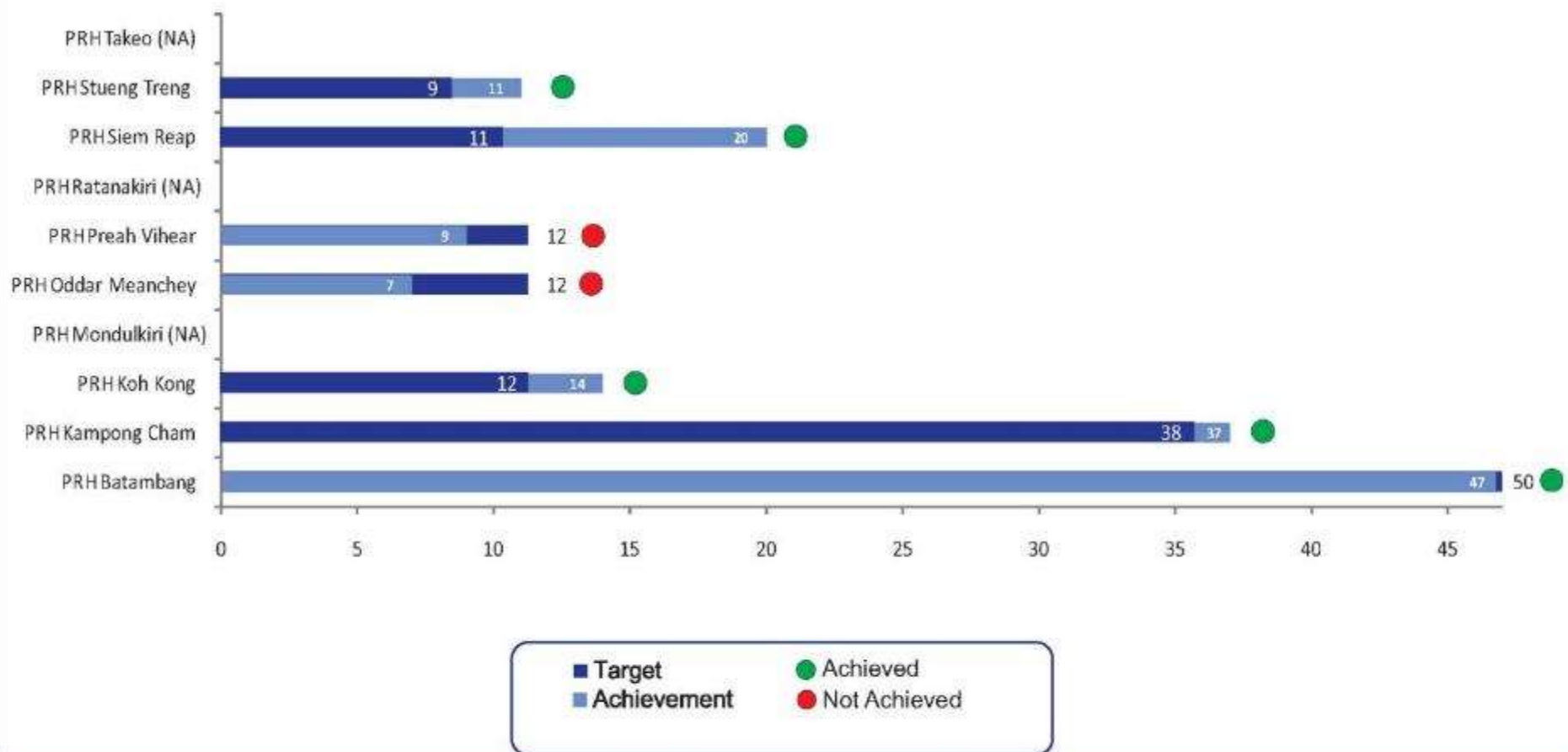




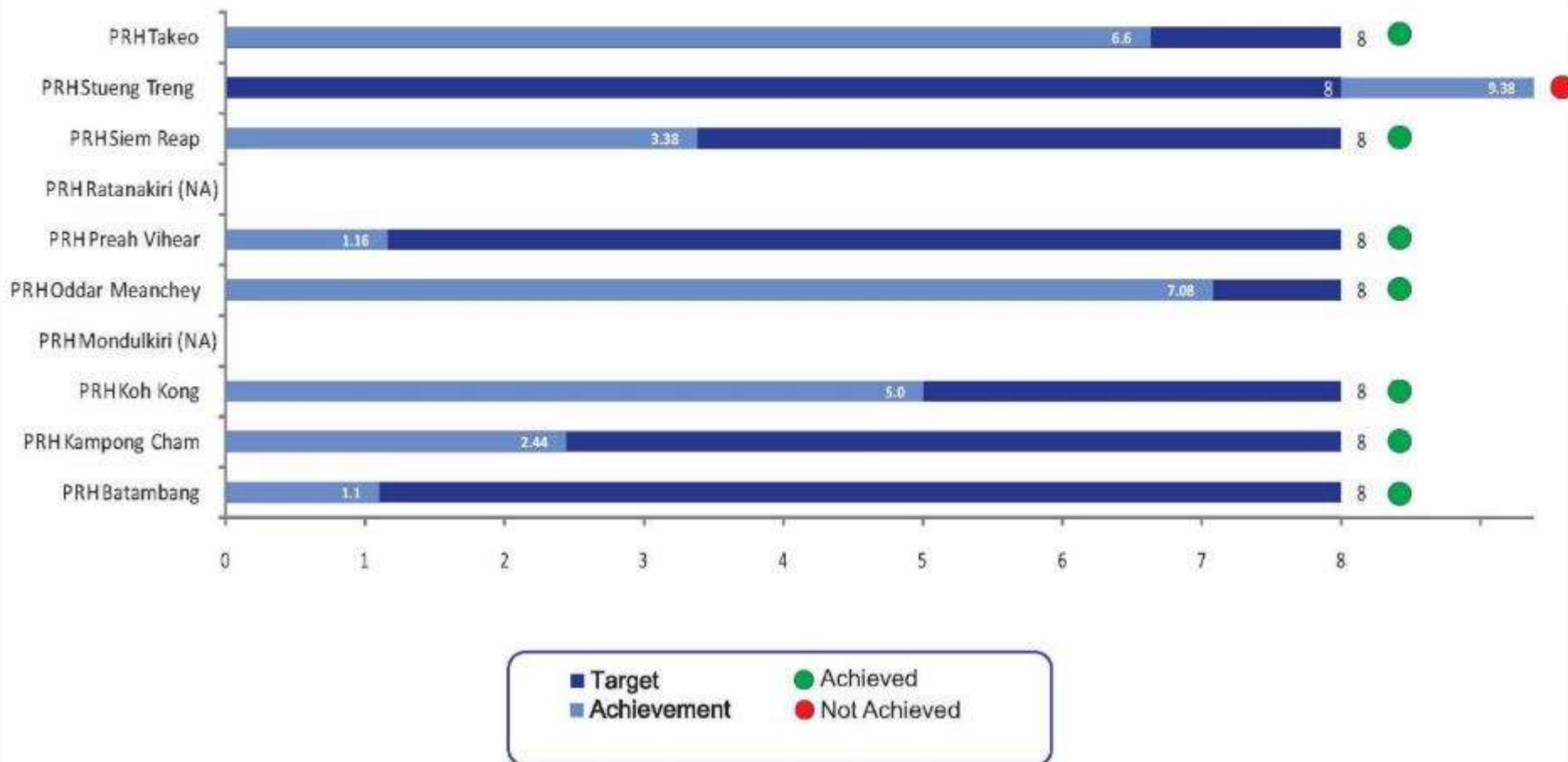
### Number of C-Sections



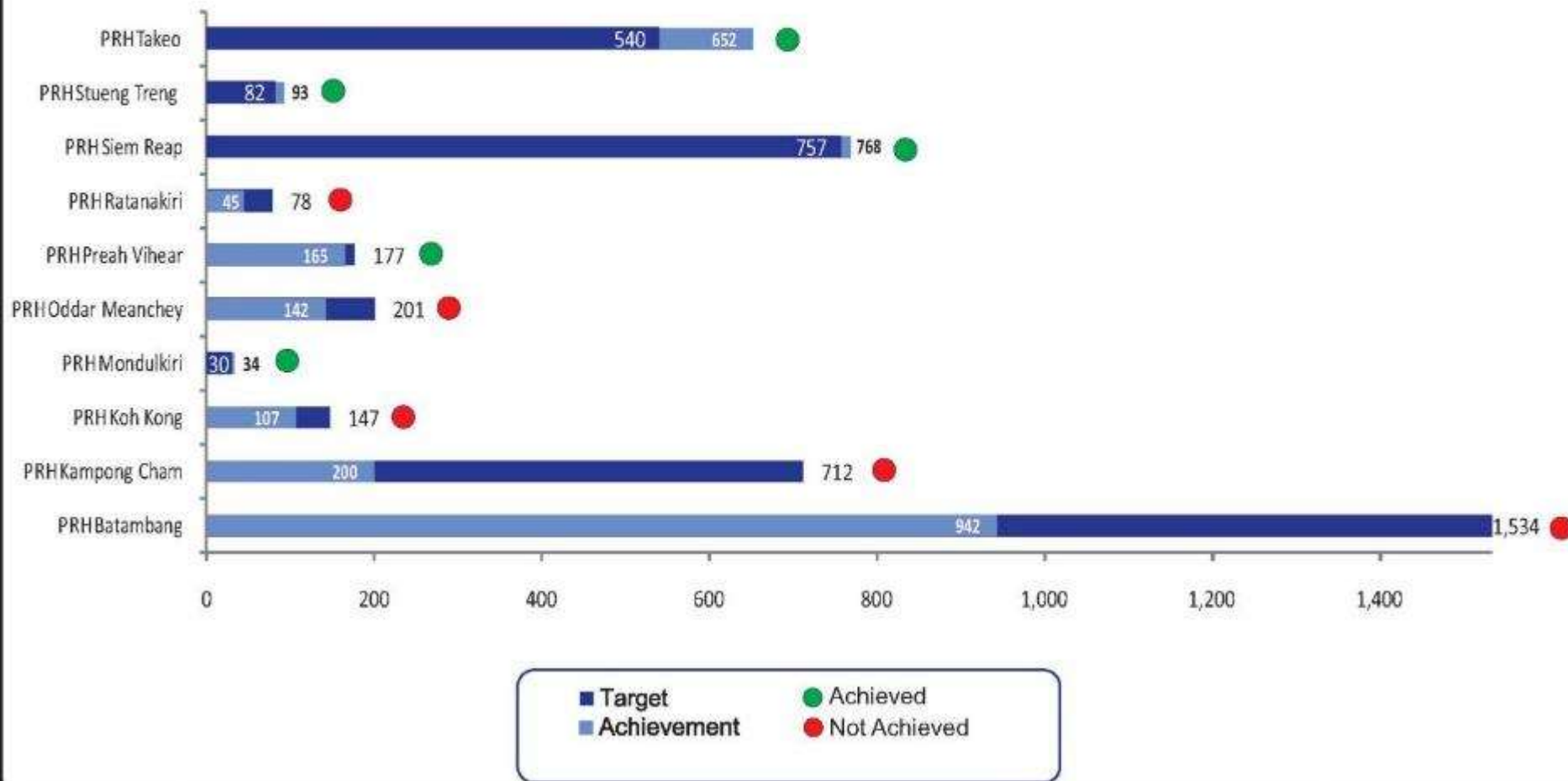
### Number of ART for Prevention of Mother To Child Transmission of HIV



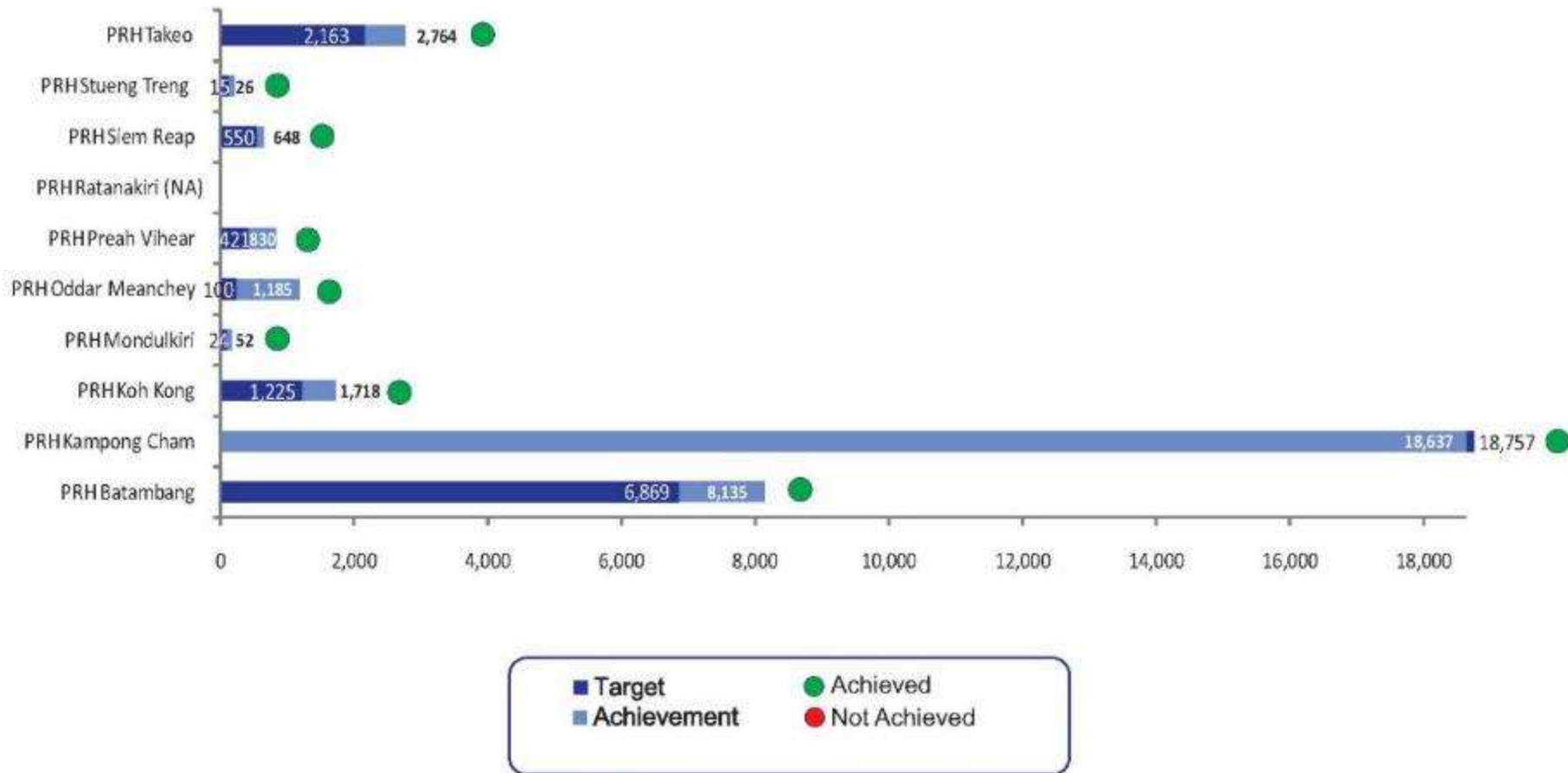
### ART Lost To Follow-Up



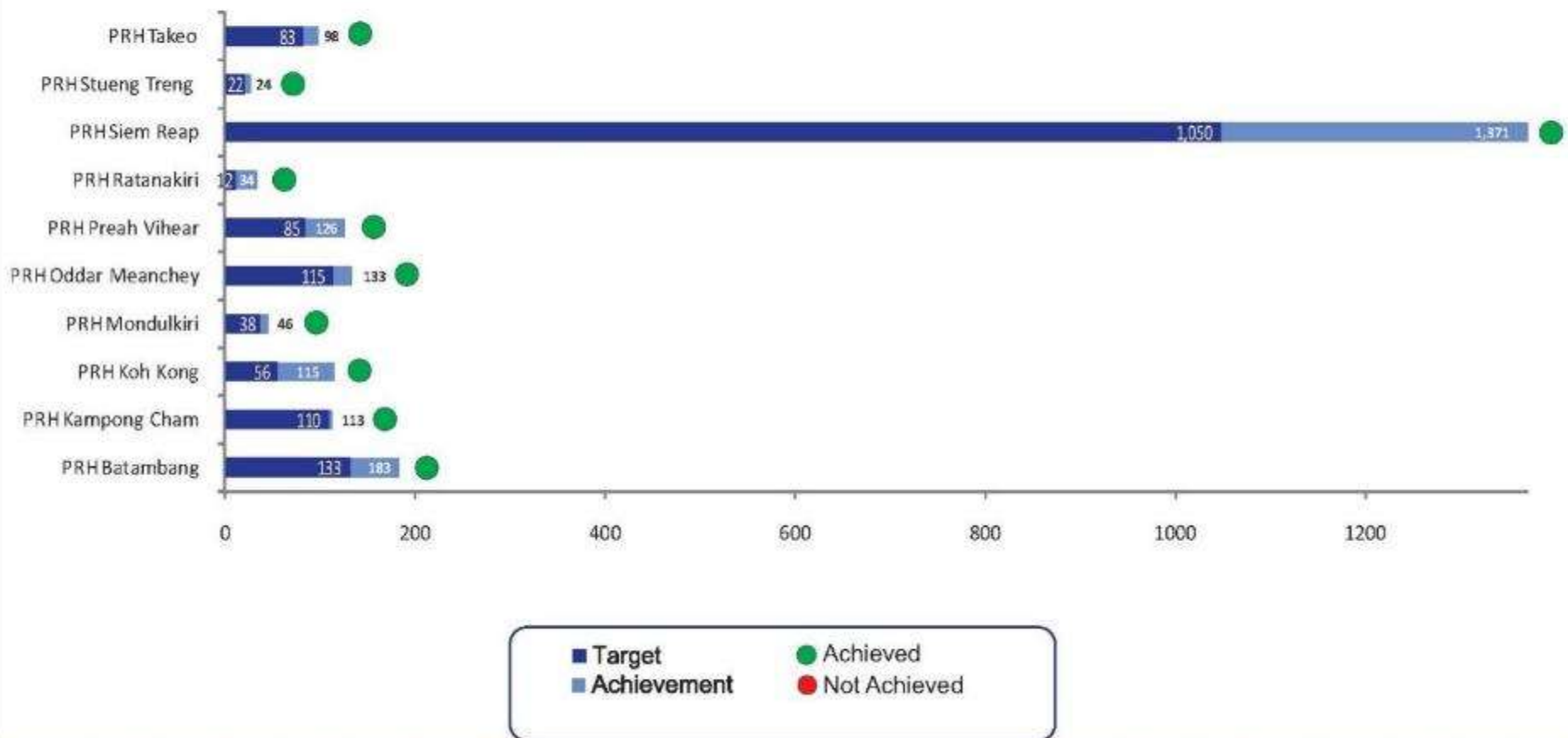
### Number of All forms TB Cases Notified



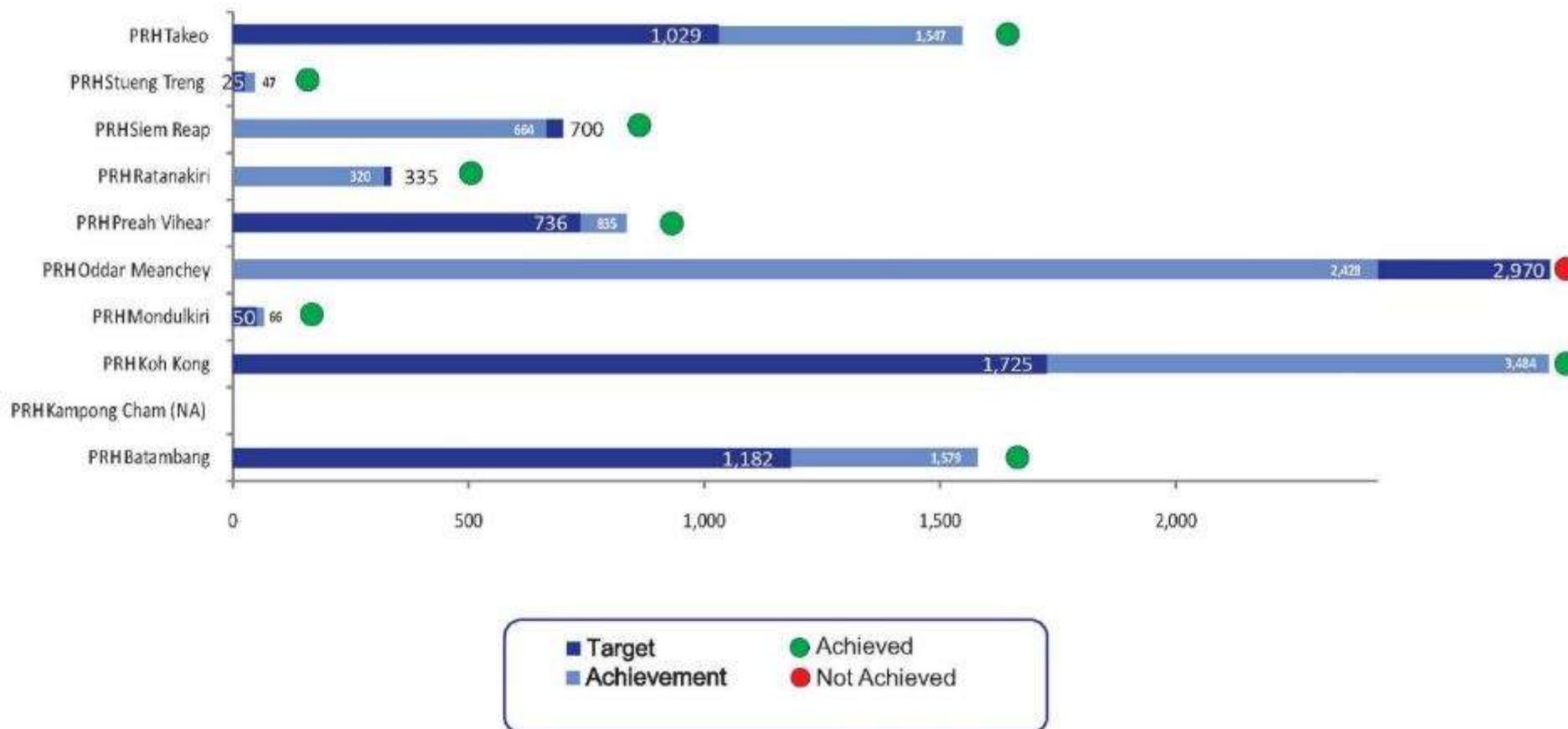
### Number of Diabetes OPD



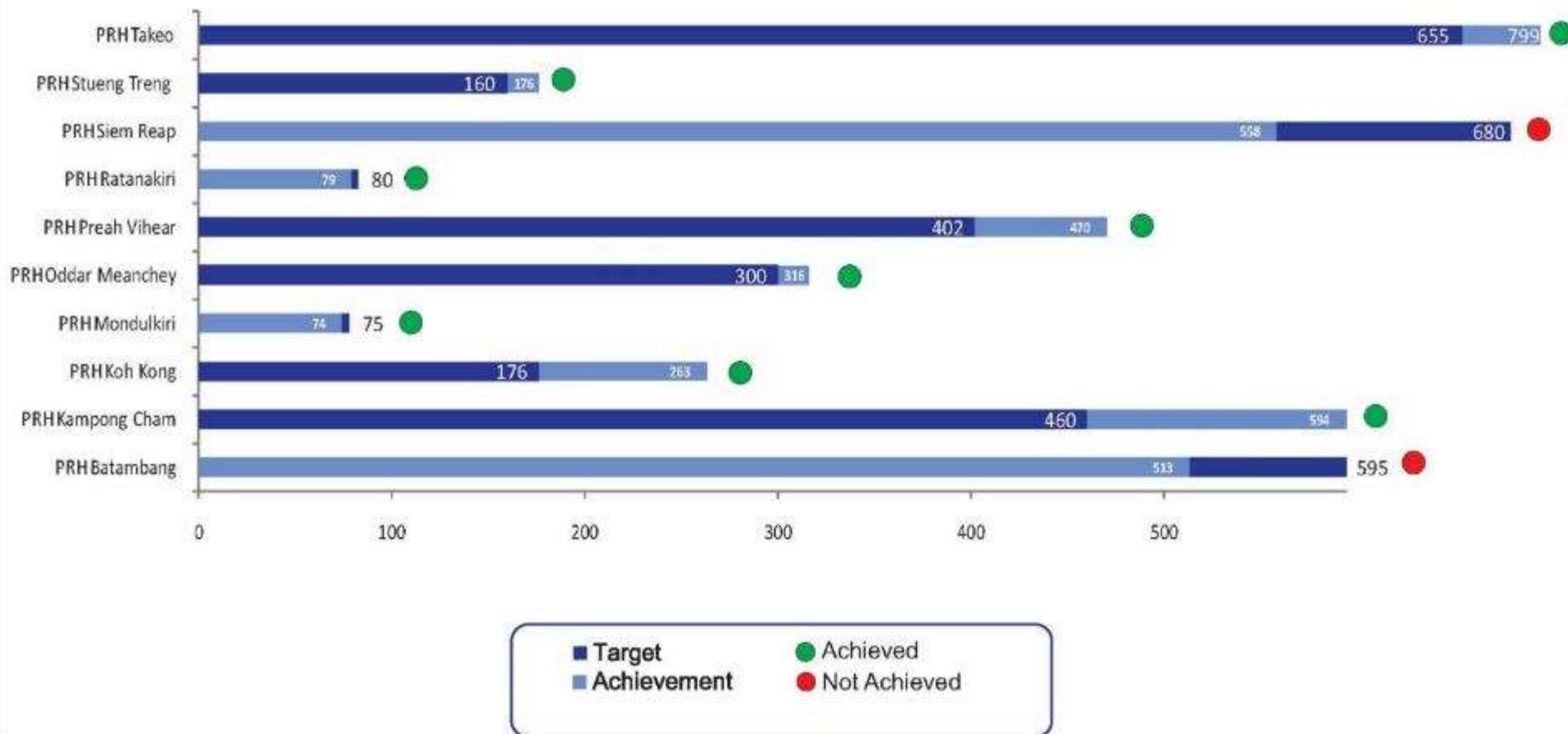
### Number of Diabetes IPD



### Number of HBP OPD

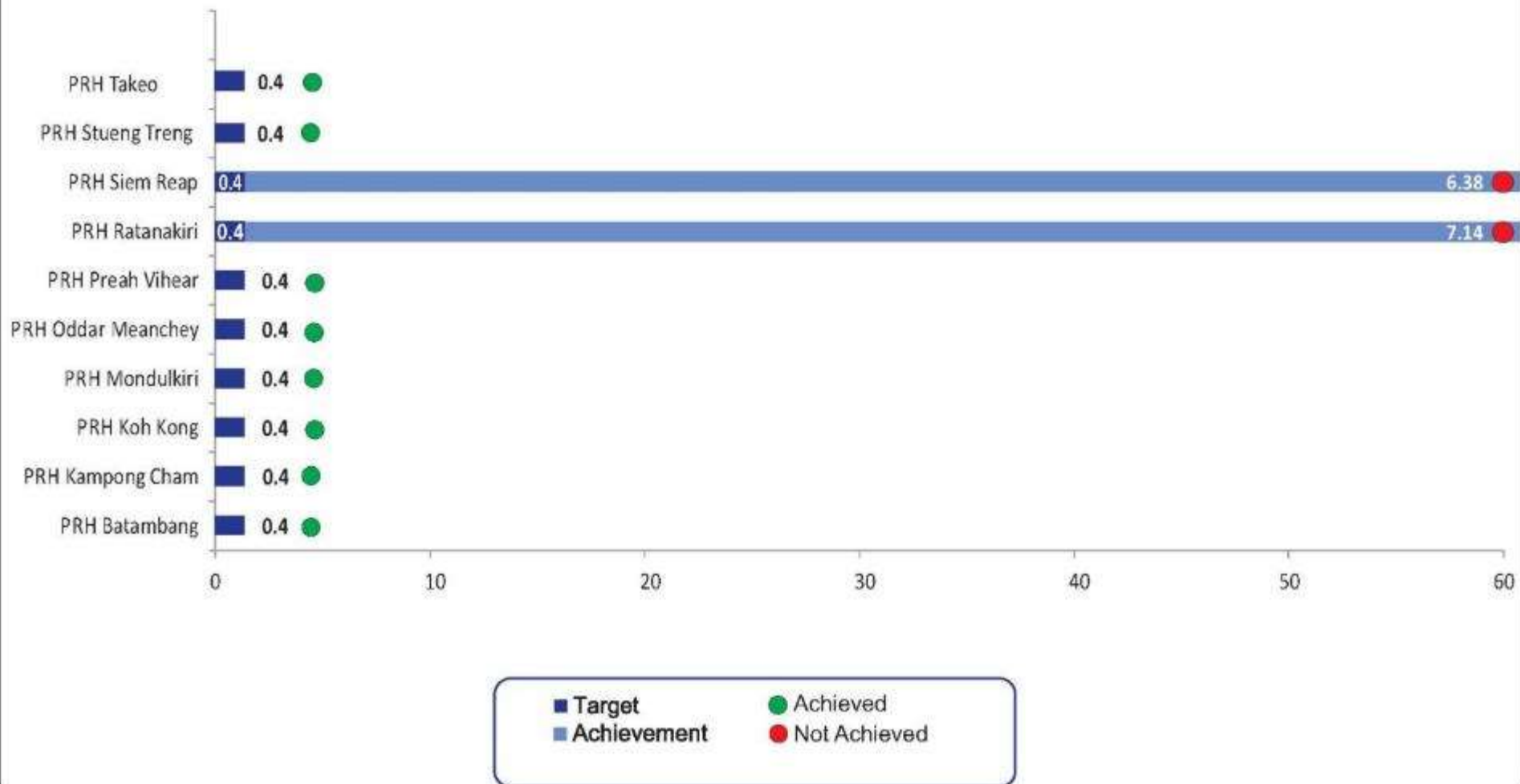


### Number of HBP IPD

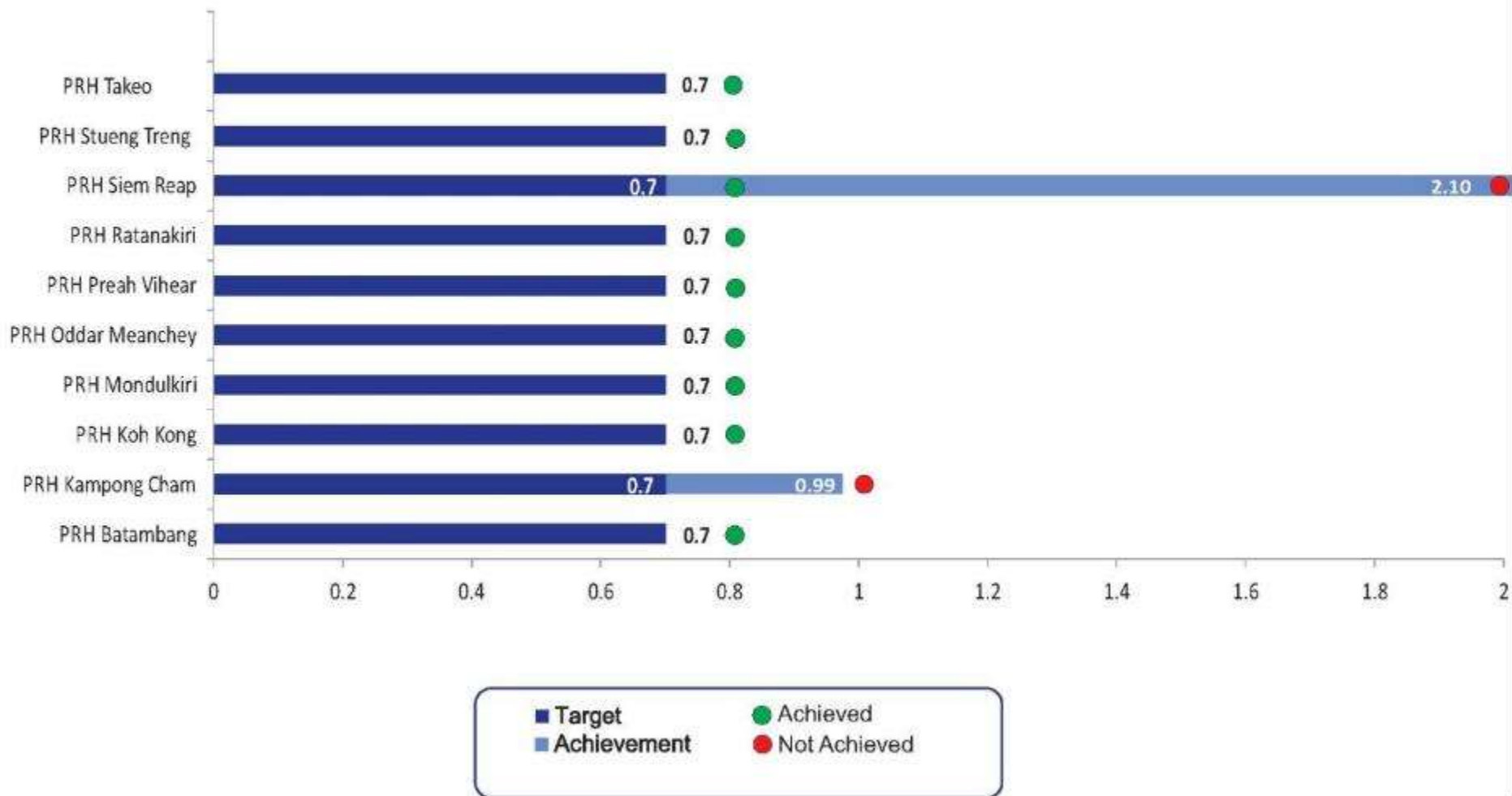




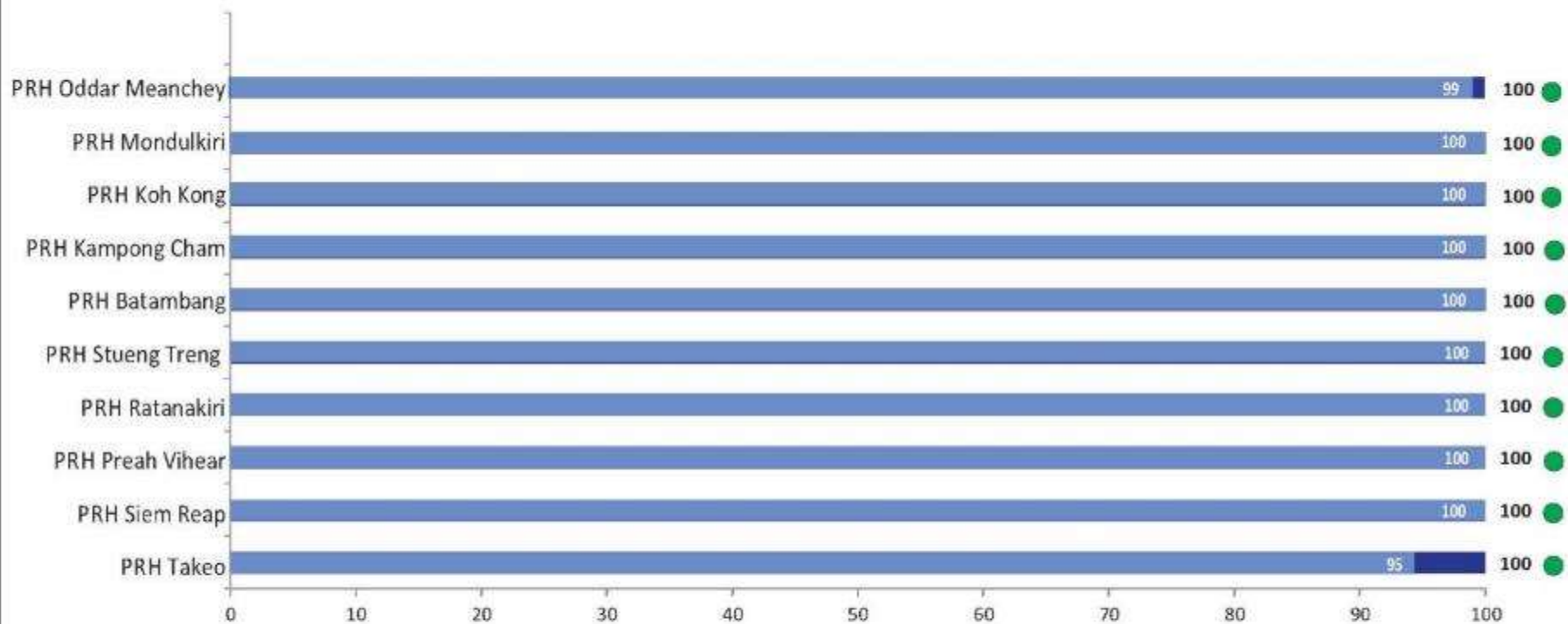
### Malaria Case Fatality Rate



### Dengue Case Fatality Rate

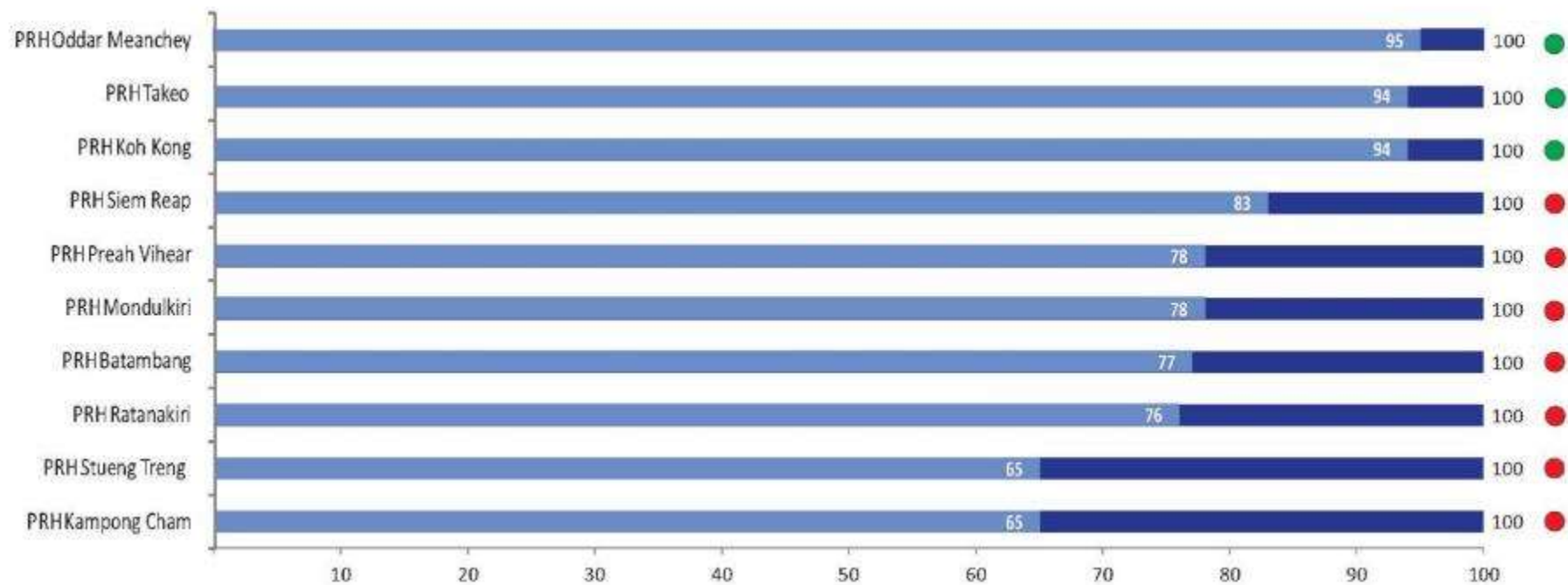


### Government PBB Expenditures

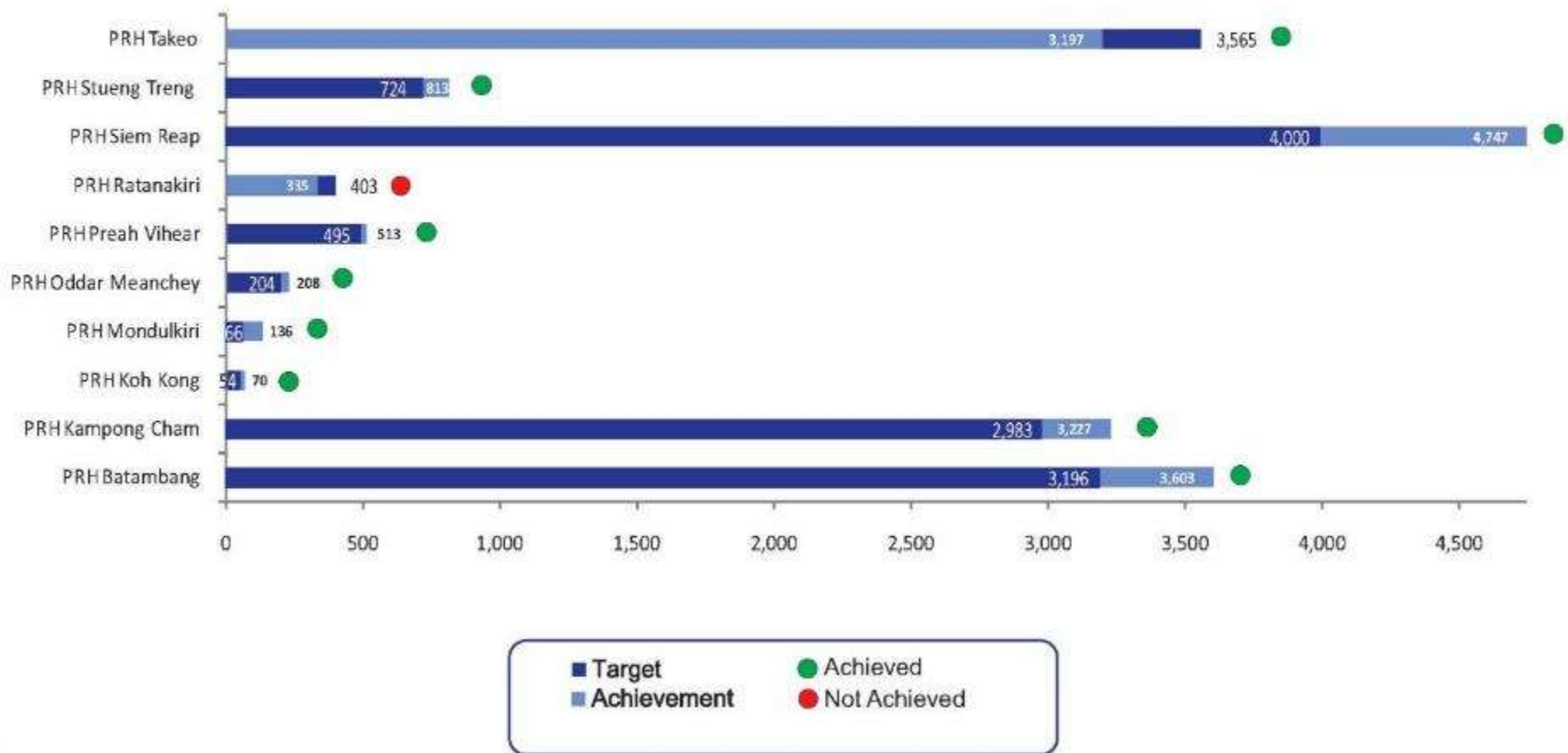


■ Target      ● Achieved  
■ Achievement      ● Not Achieved

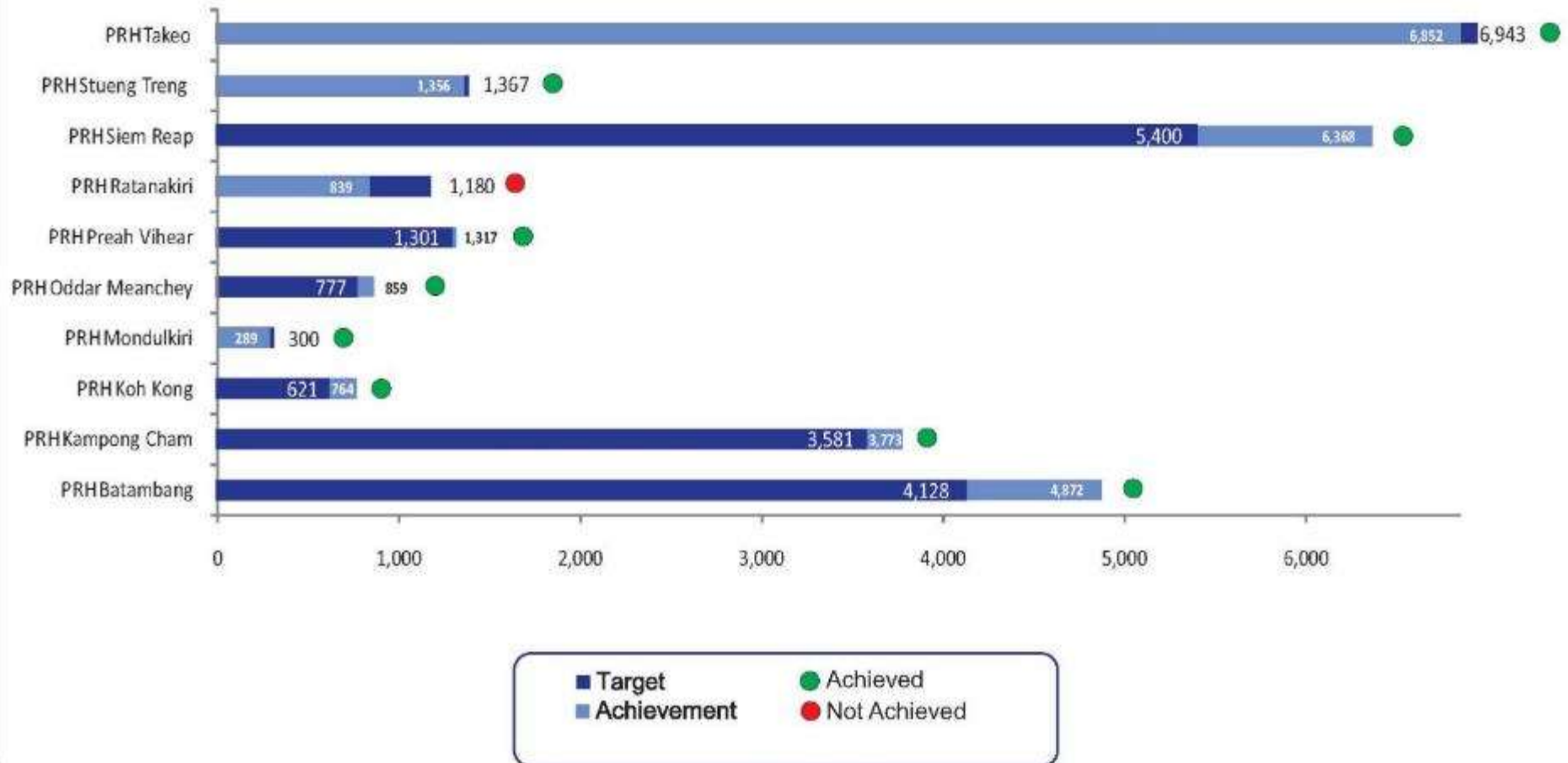
### HSSP2 - SDG Expenditures



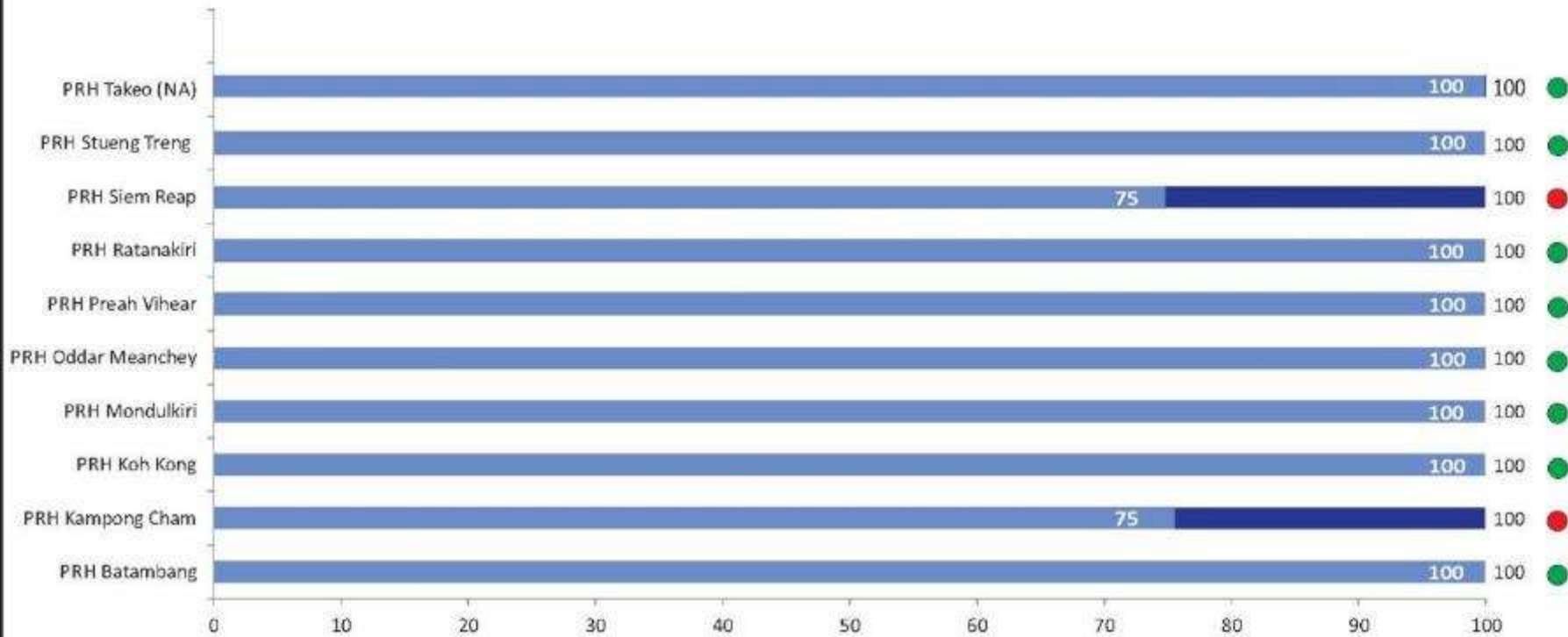
### Number of Major Surgeries



### Number of Total Surgeries



### Timely SOA Reporting

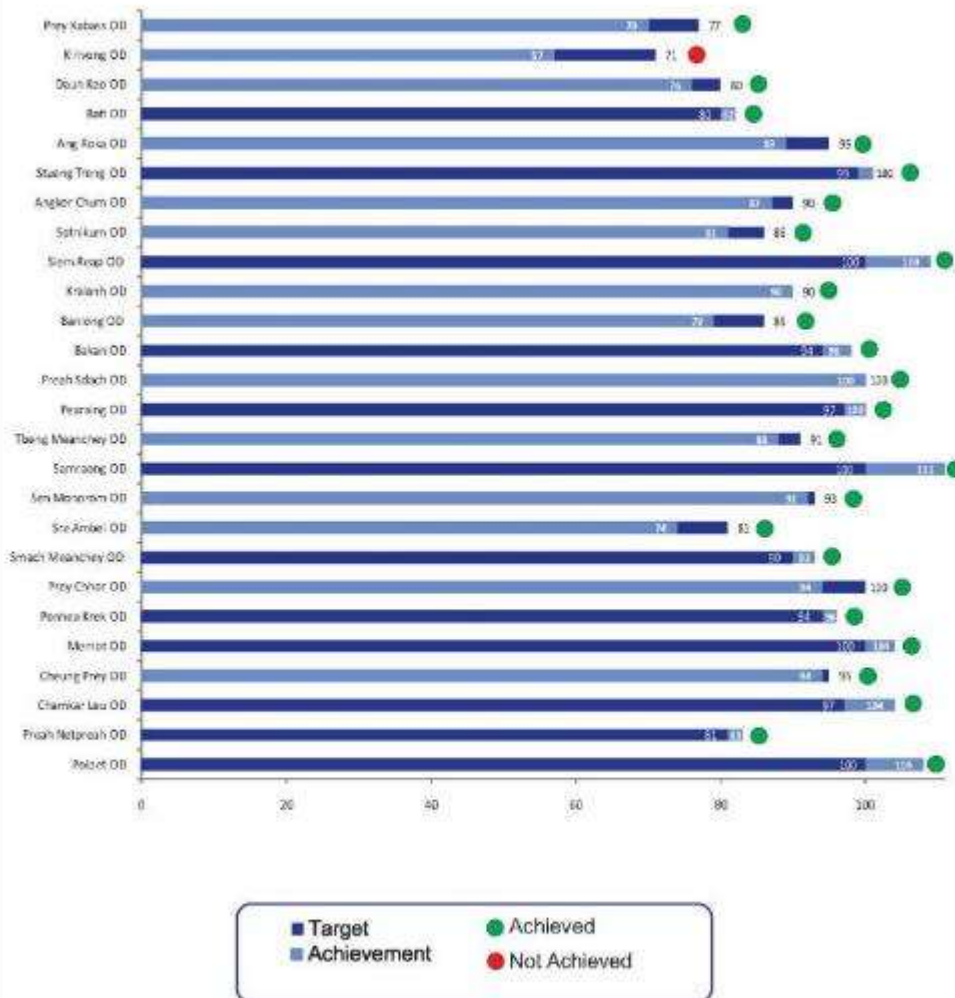


■ Target  
■ Achievement  
● Achieved  
● Not Achieved

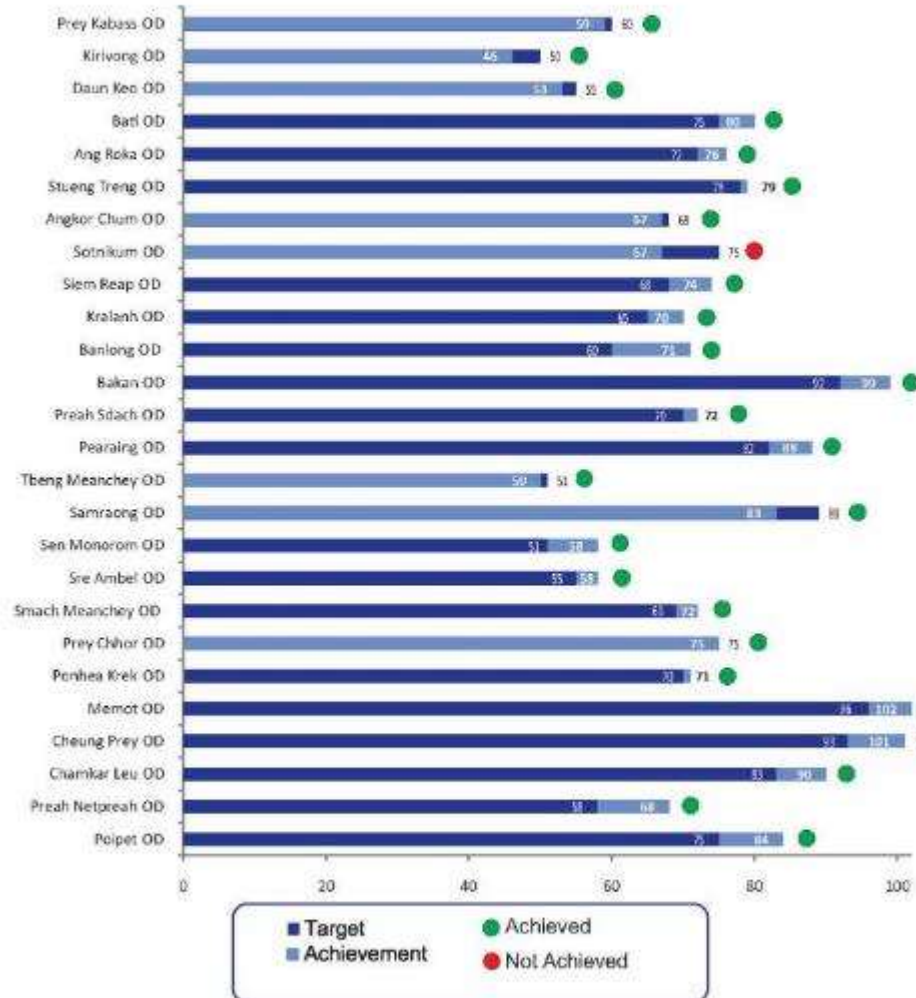




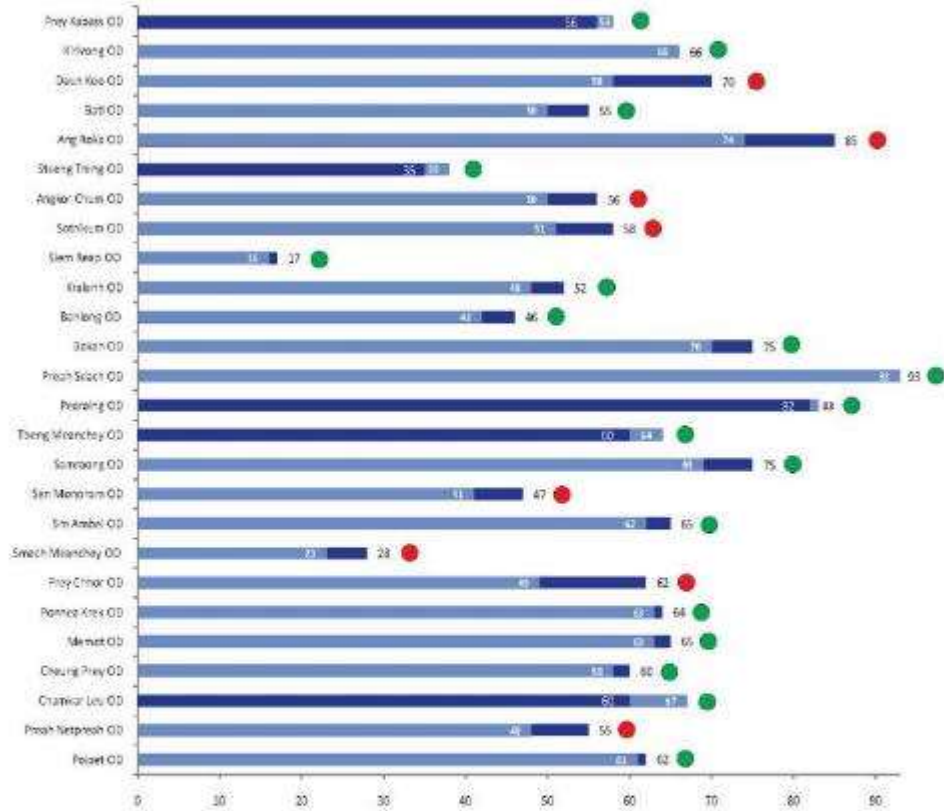
Antenatal Care Visits 2




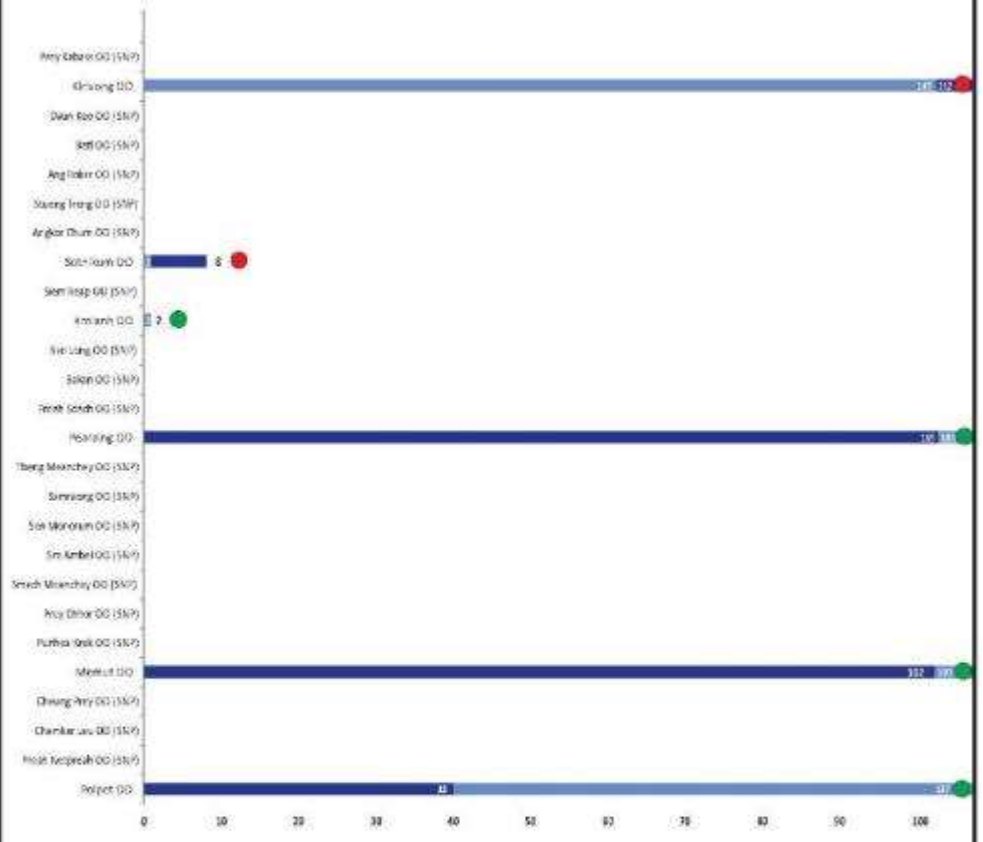
Antenatal Care Visits 4



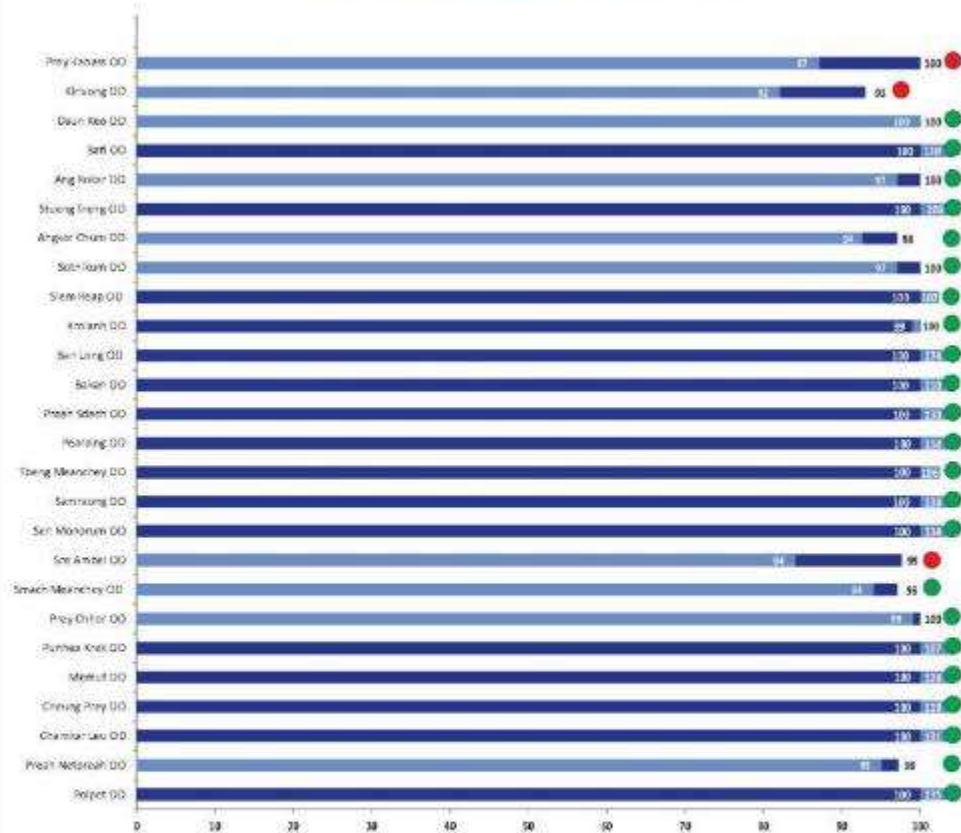
Deliveries at Health Facilities




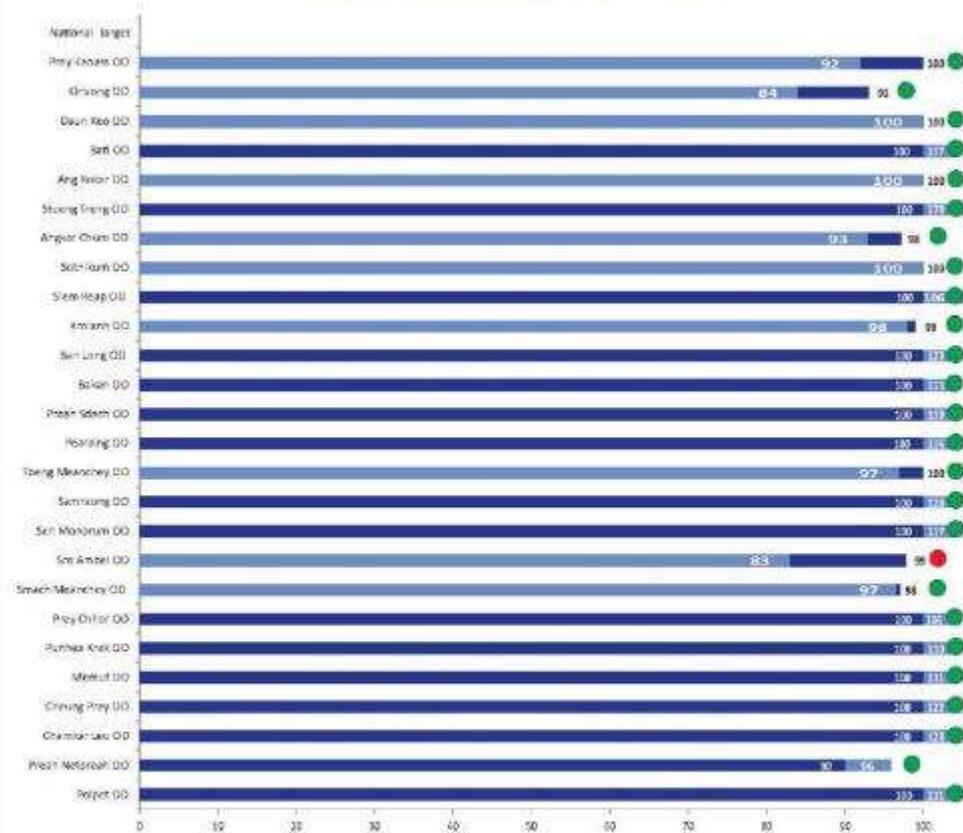
C-Sections




DPT HepB3 Vaccinations, Under 1 Year




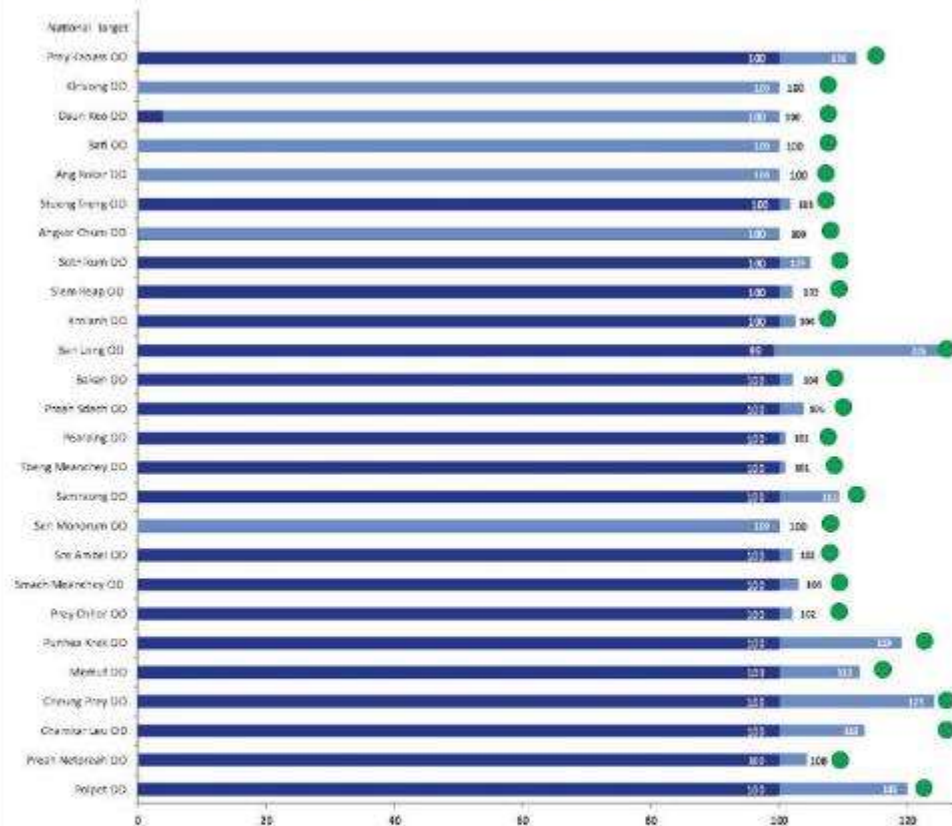
Measles Vaccination, Under 1 Year




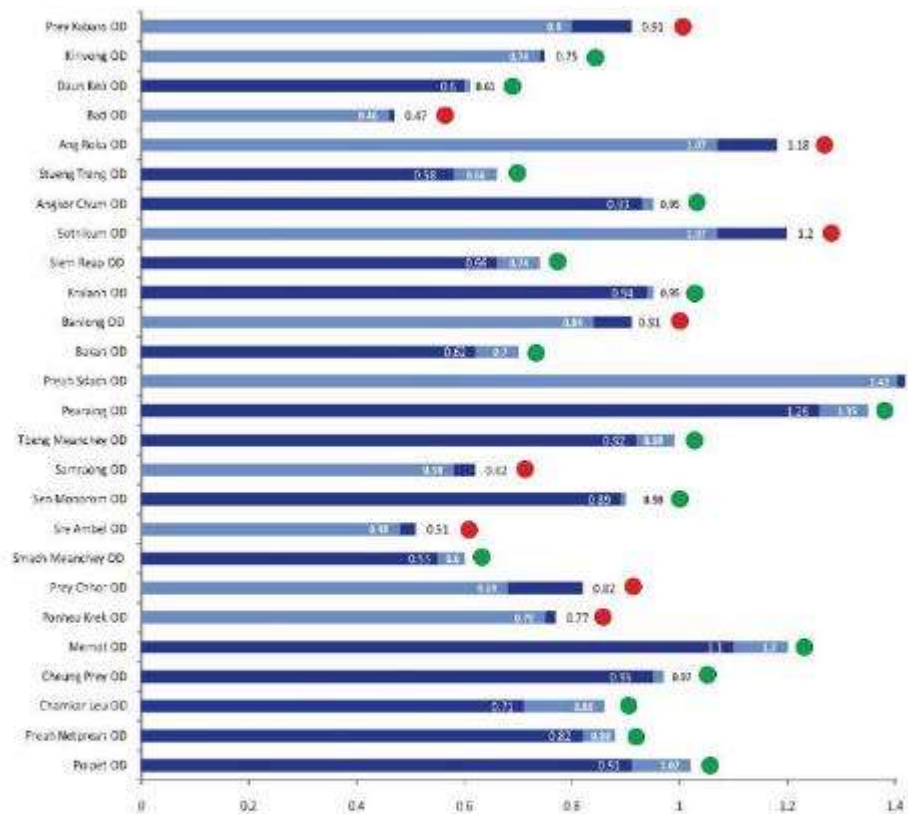
Vitamin A, 6-59 mos



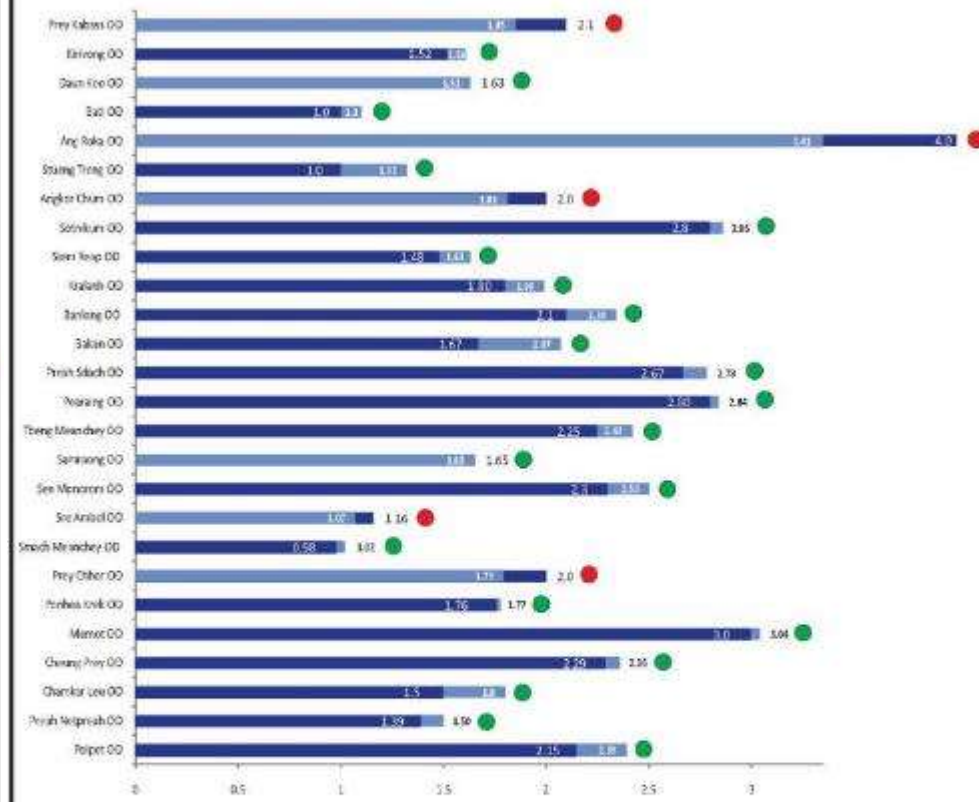
Mebendazole, 12-59 mos



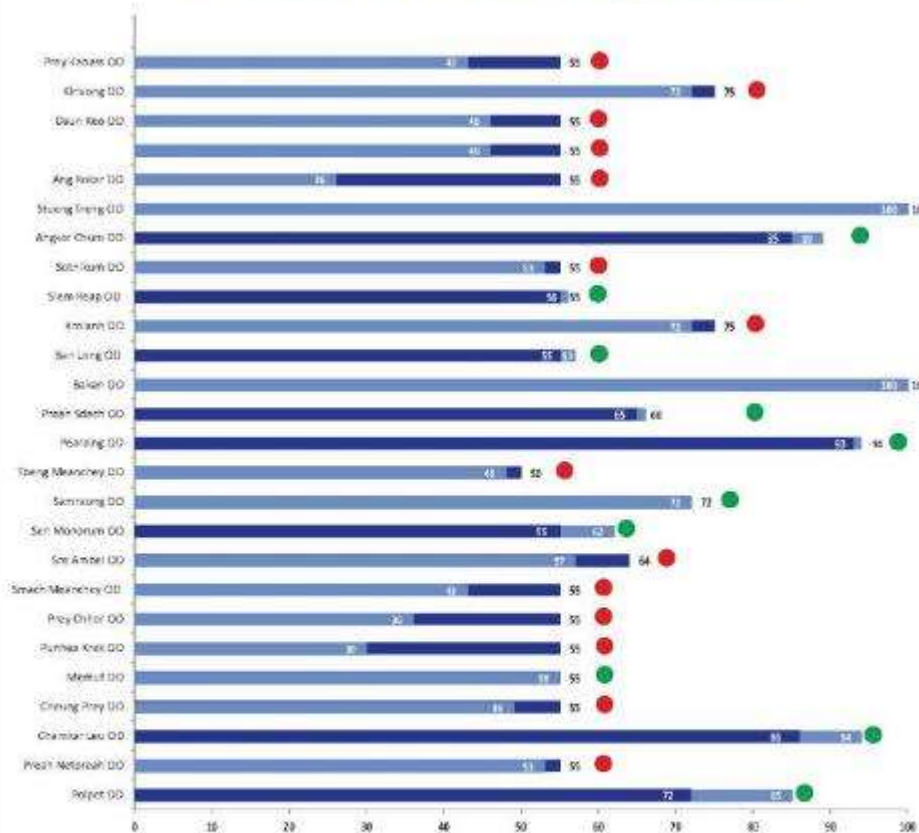
OPD New Cases All Ages



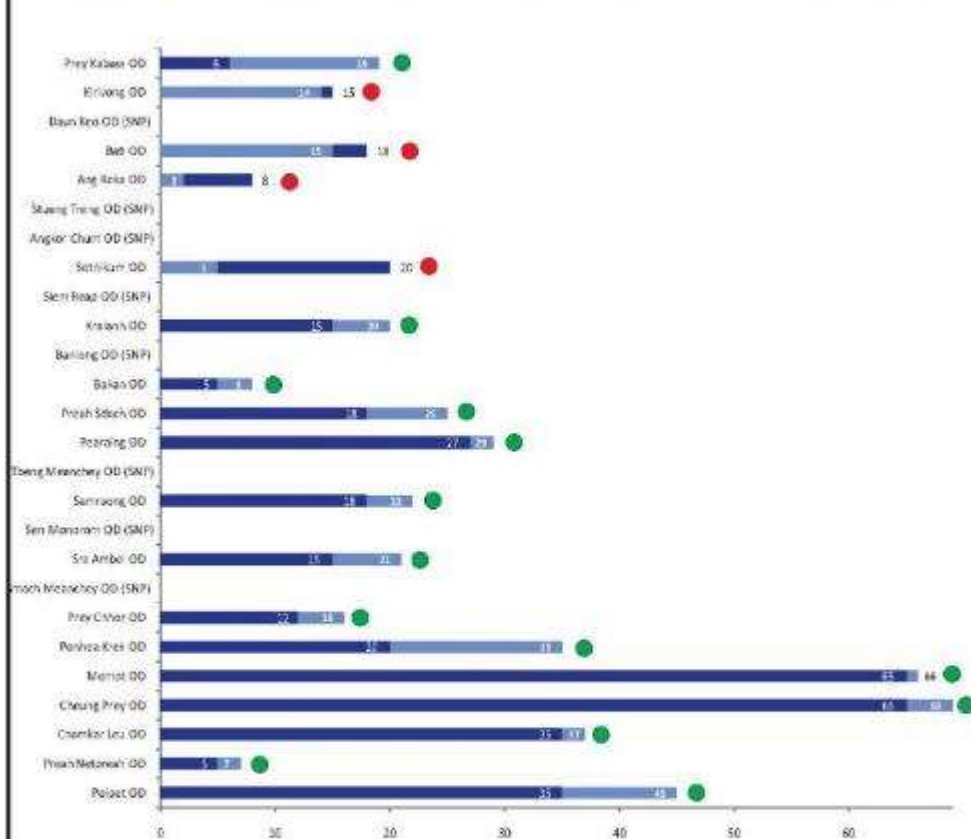
OPD New Cases Under 5 Years



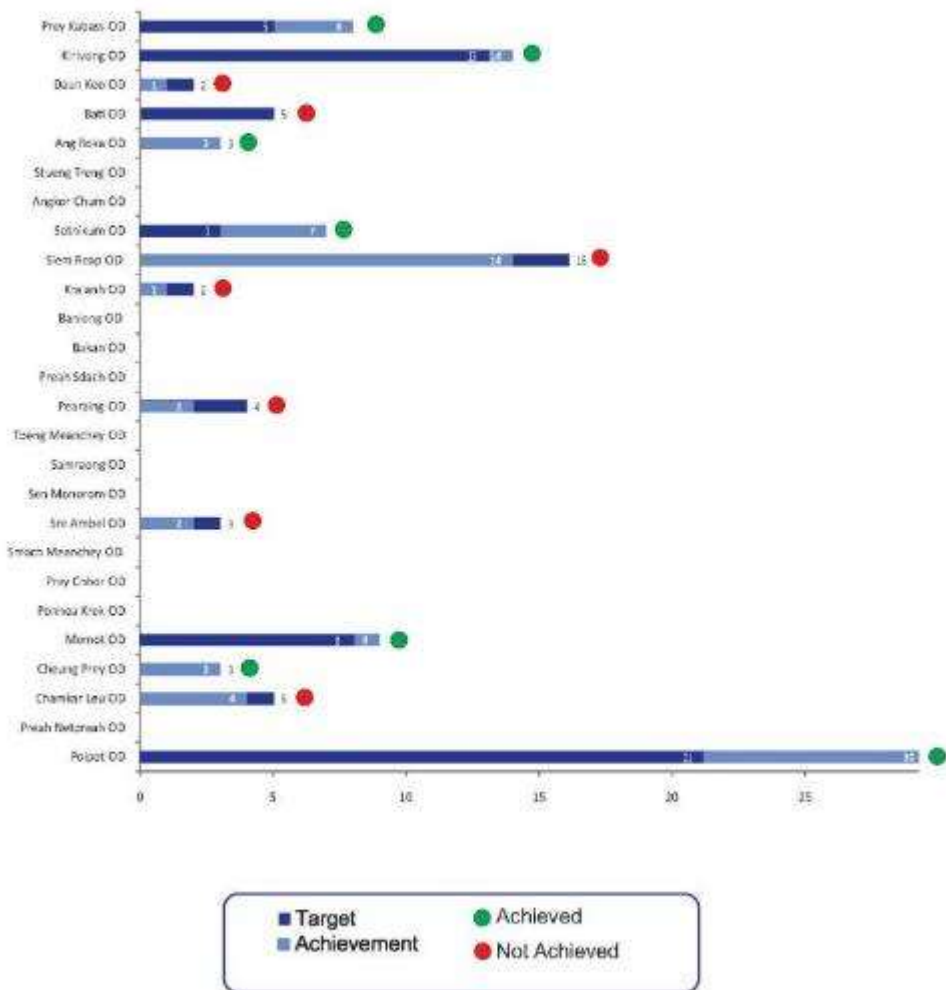
OPD Children Under 5 Years Receiving IMCI Services



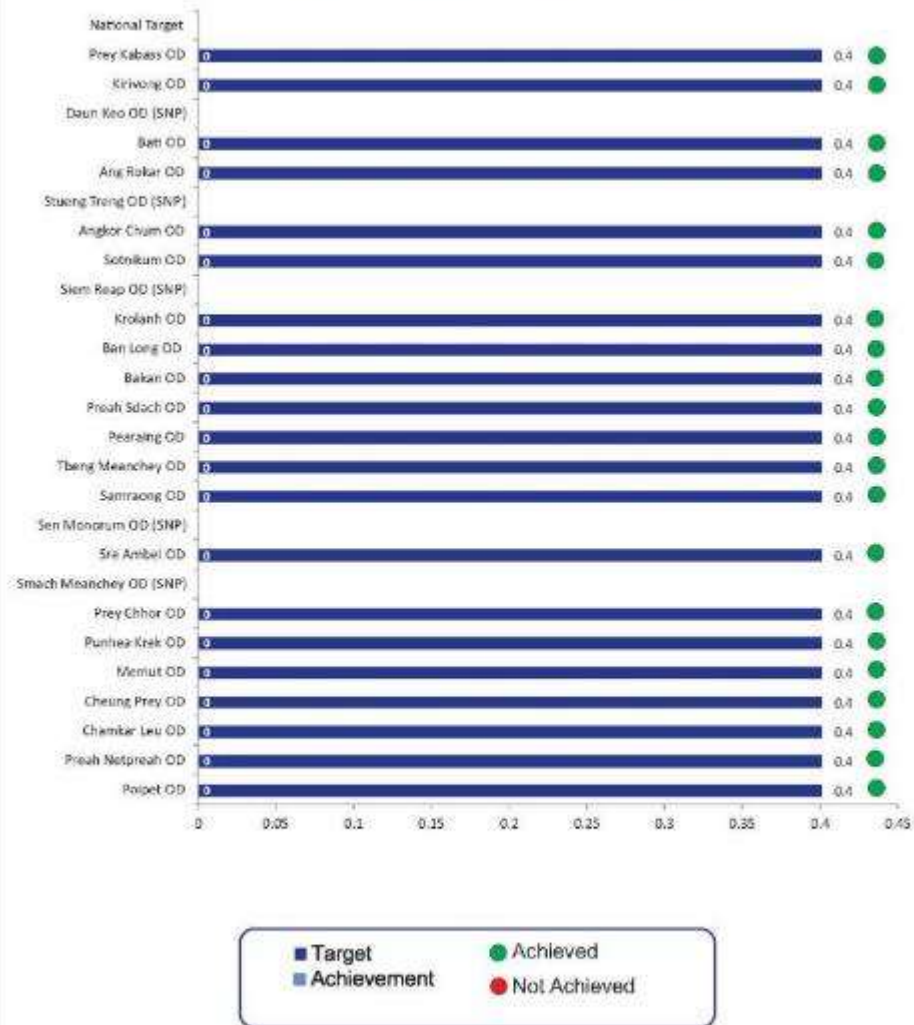
Number of IPD Discharges Under 5 Years Treated for Acute Malnutrition




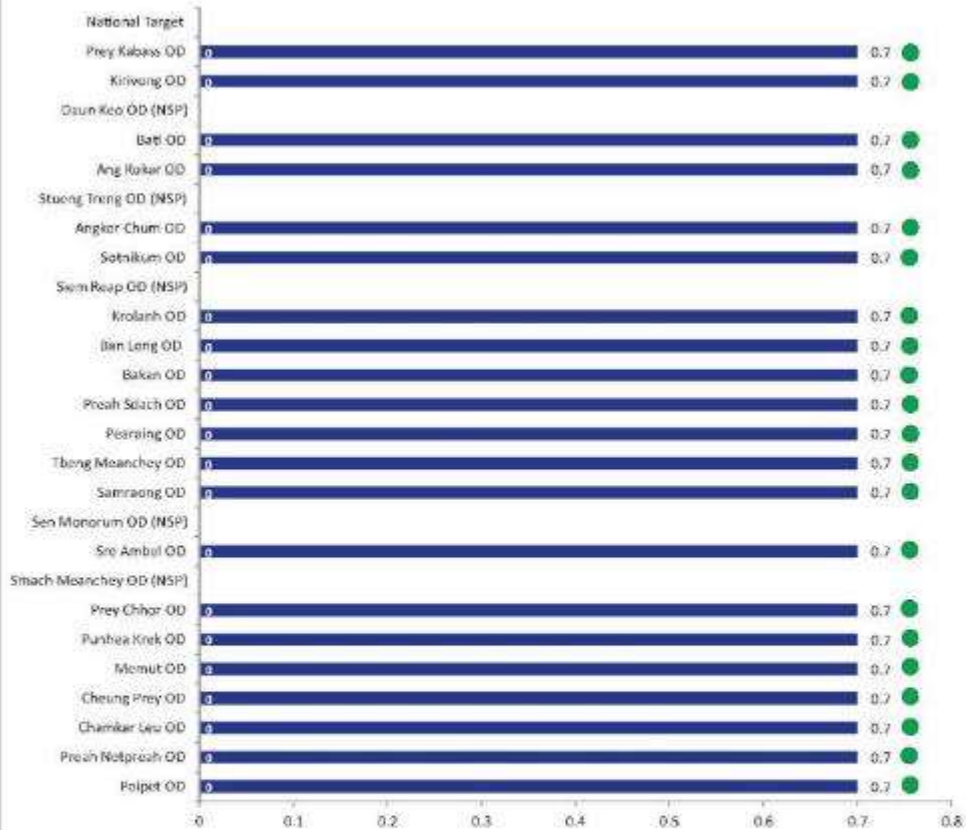
Number of ART for Prevention of Mother To Child Transmission of HIV



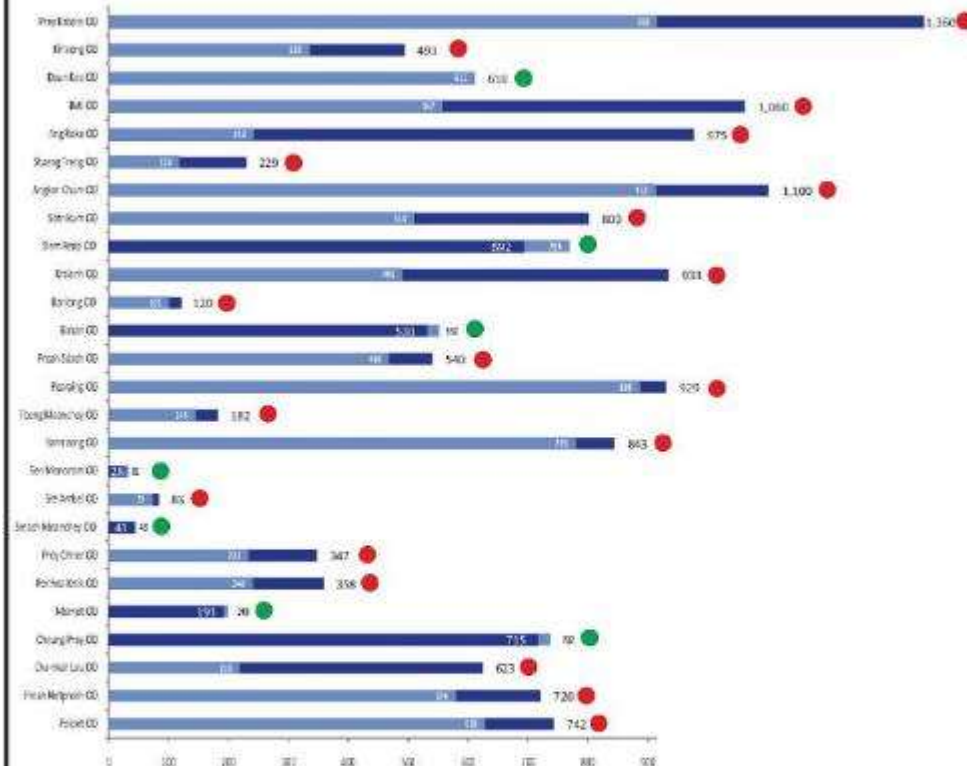
Severe Malaria Case Fatality Rate



Dengue Case Fatality Rate

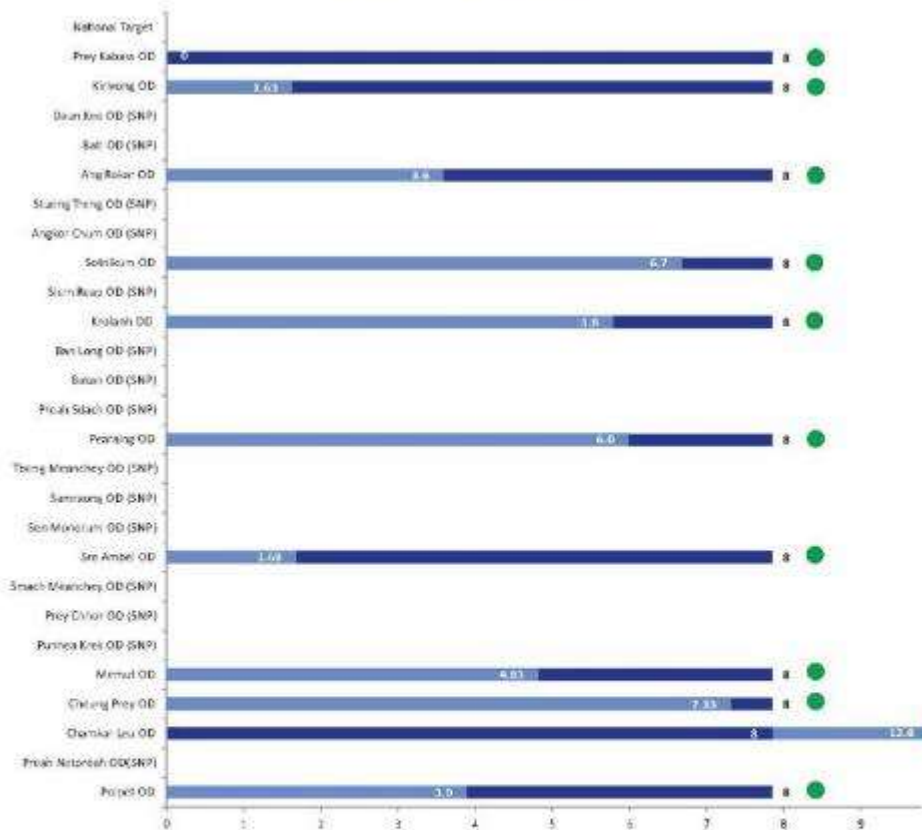


Number of All Forms TB Cases Notified

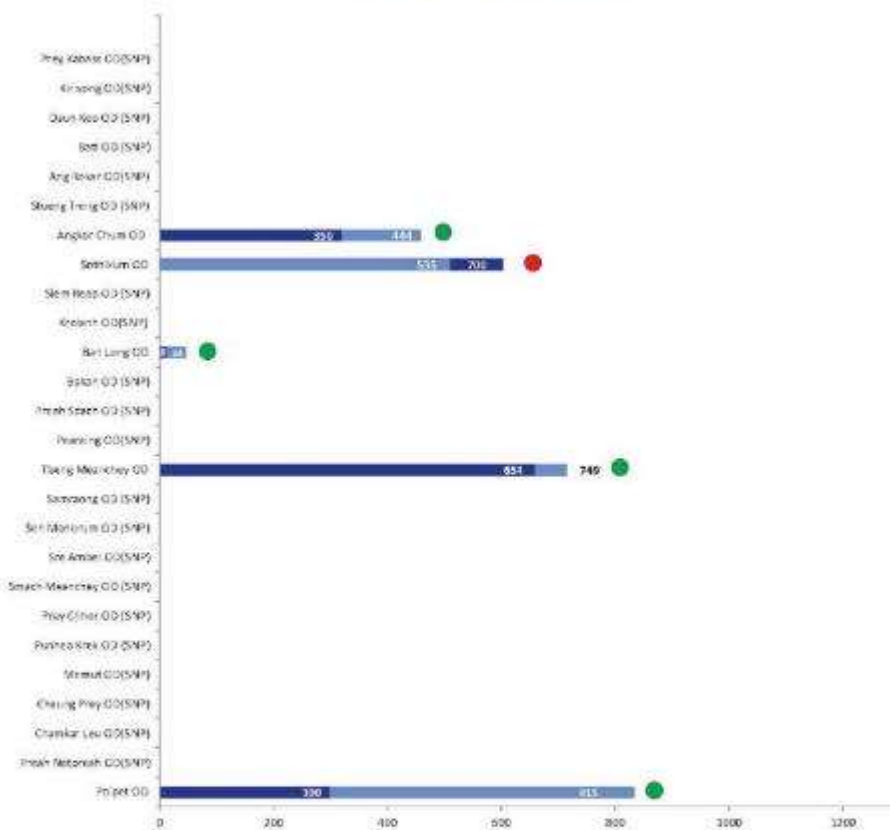




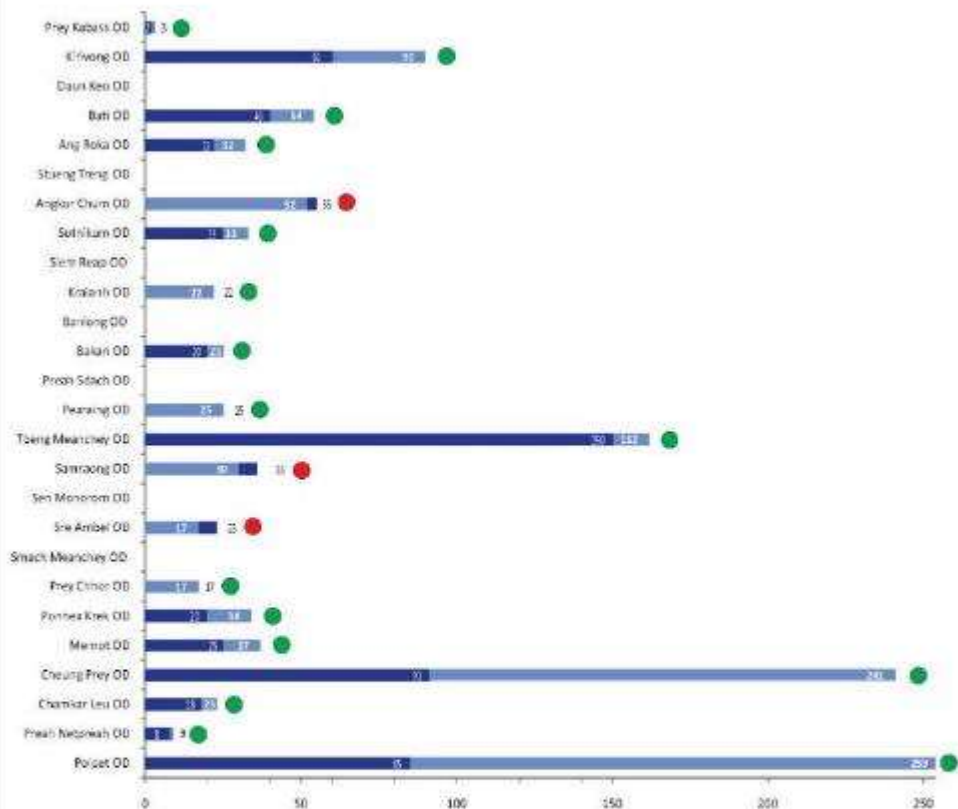
ART Lost to Follow Up




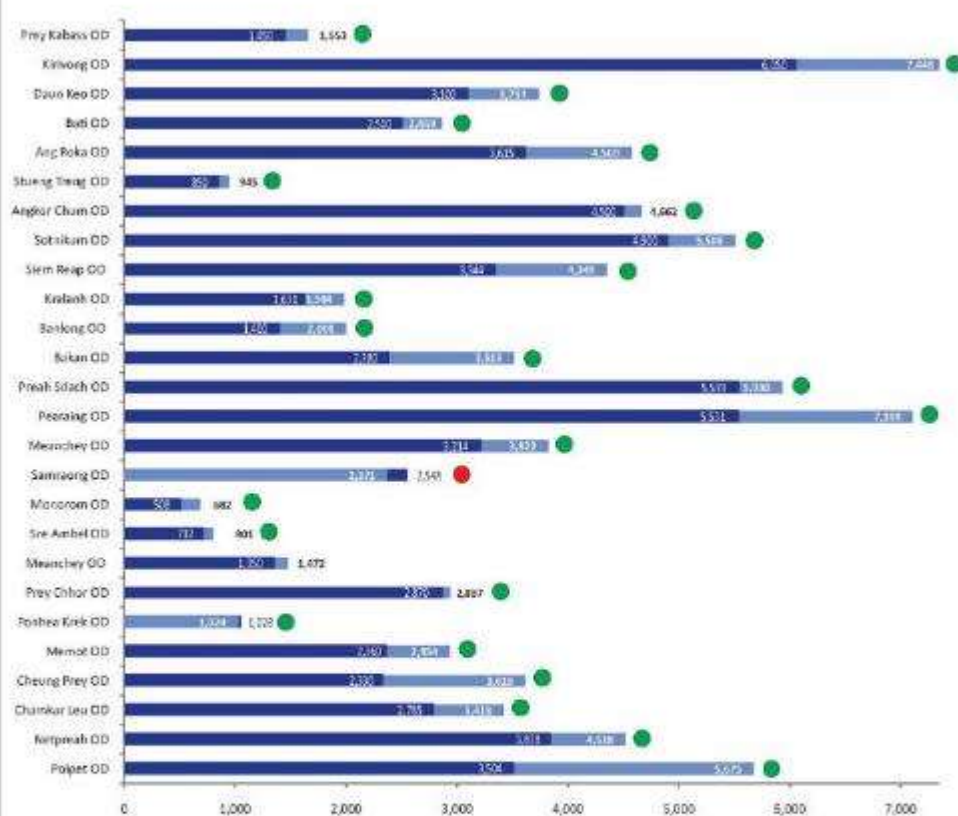
Number of Diabetes OPD




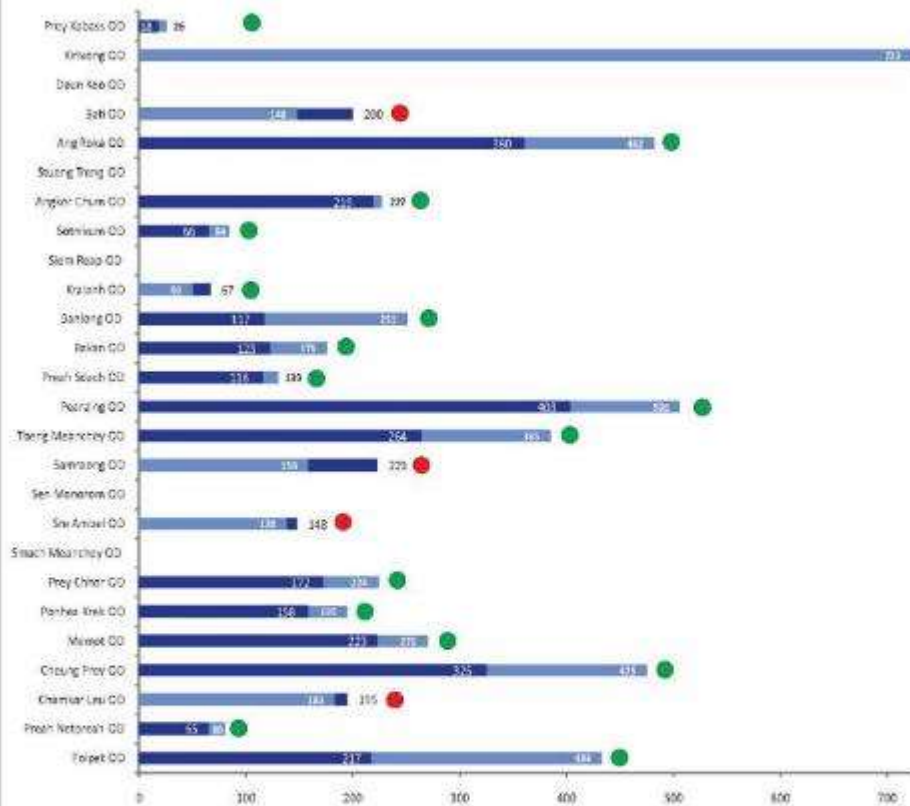
Number of Diabetes IPD



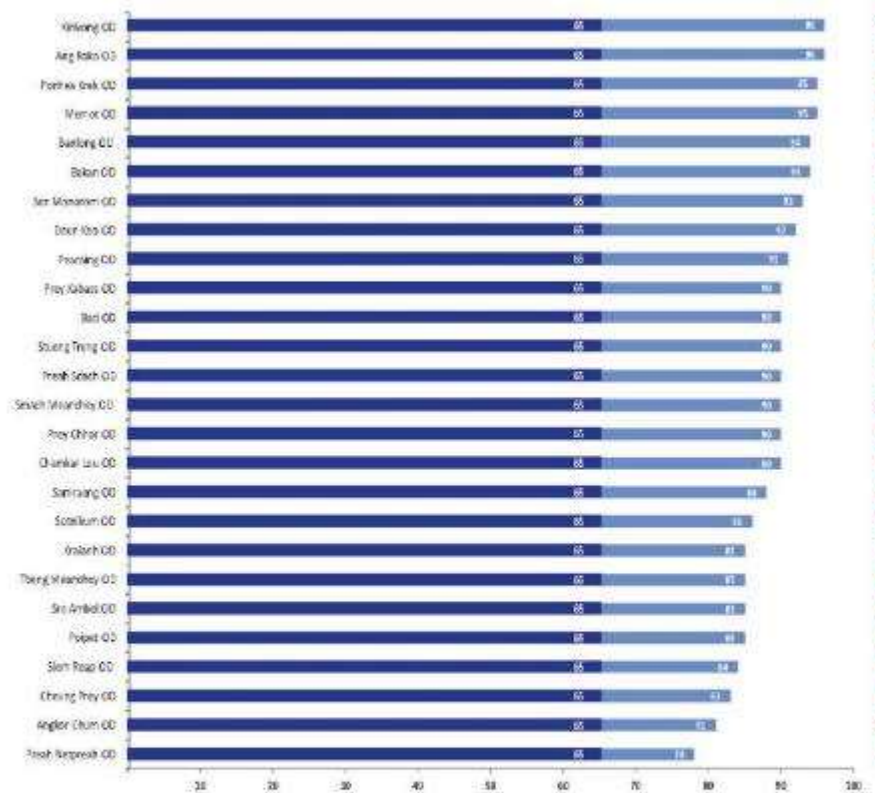
Number of HBP OPD



Number of HBP IPD


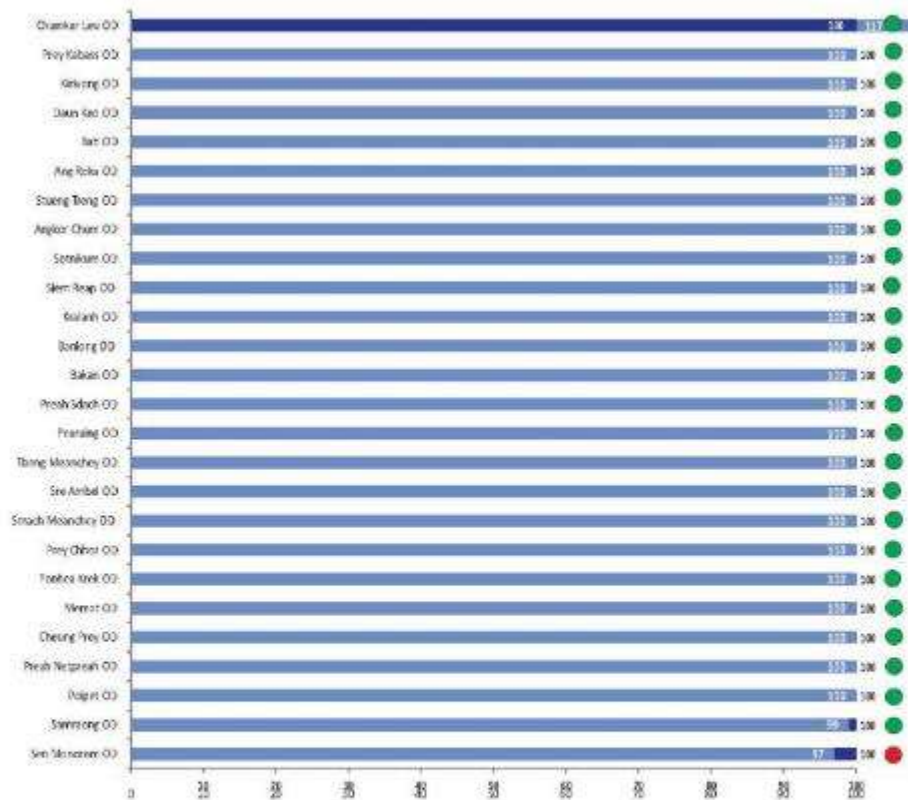


Organizational Capacity Management


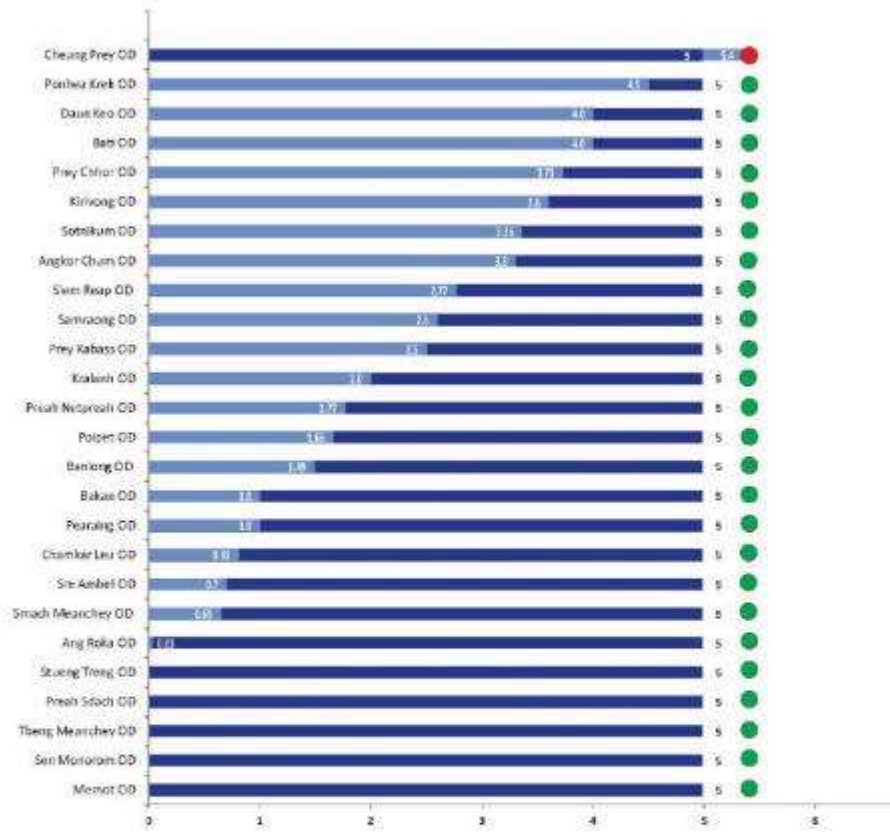




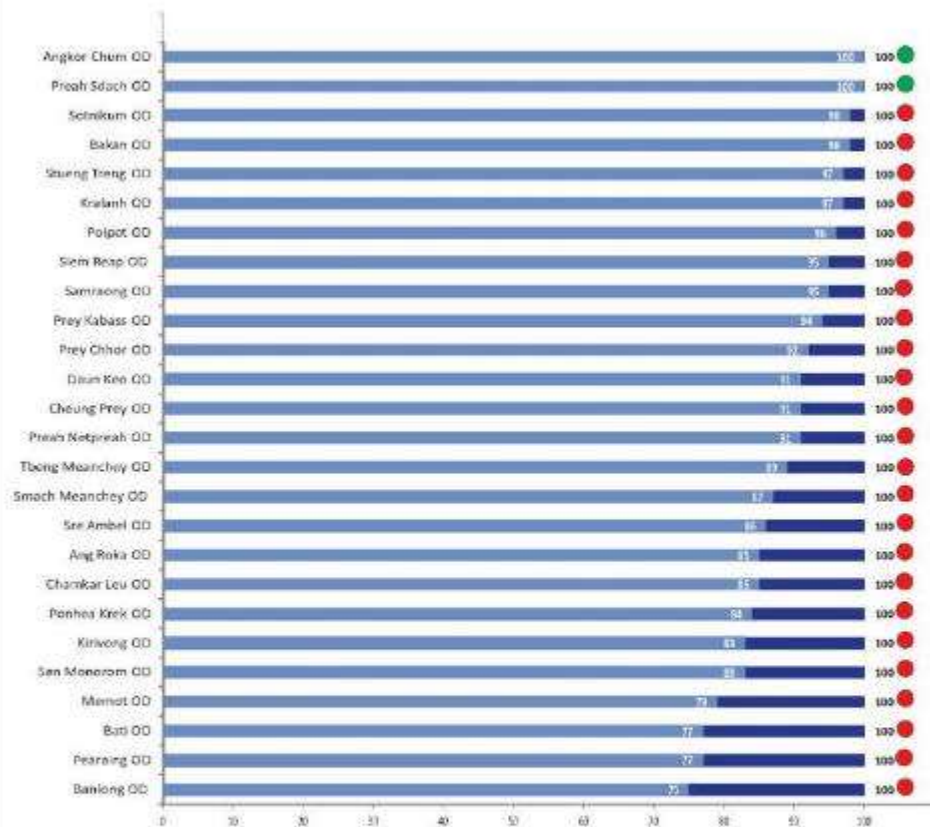
Government PBB Expenditures




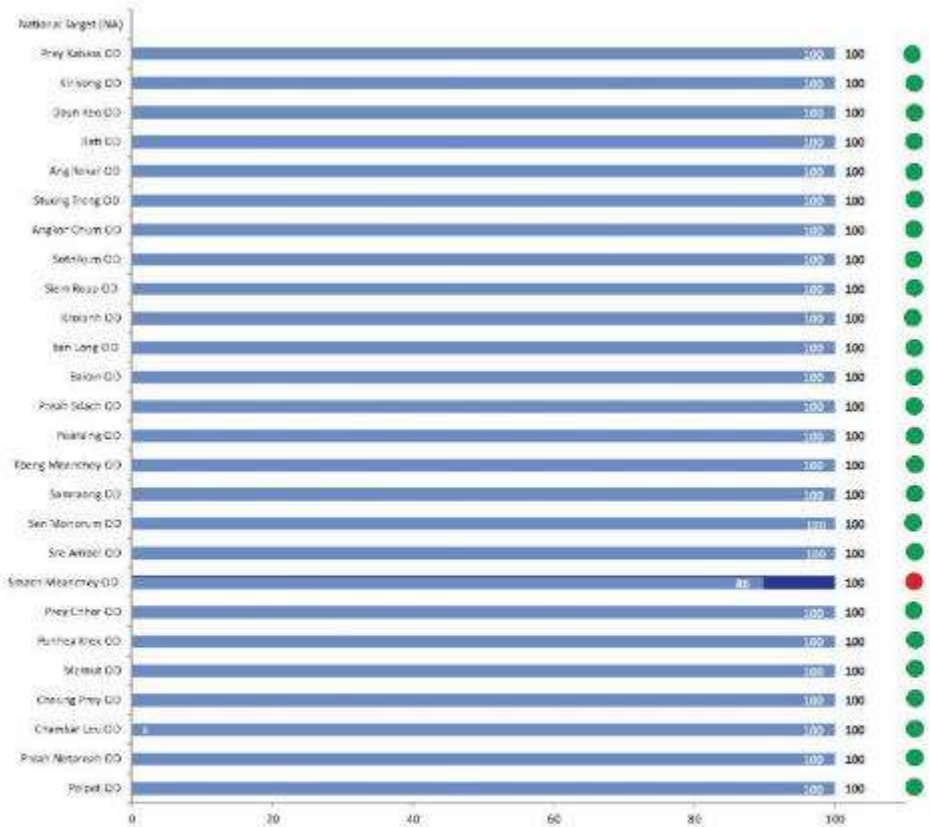
Drugs Out of Stock




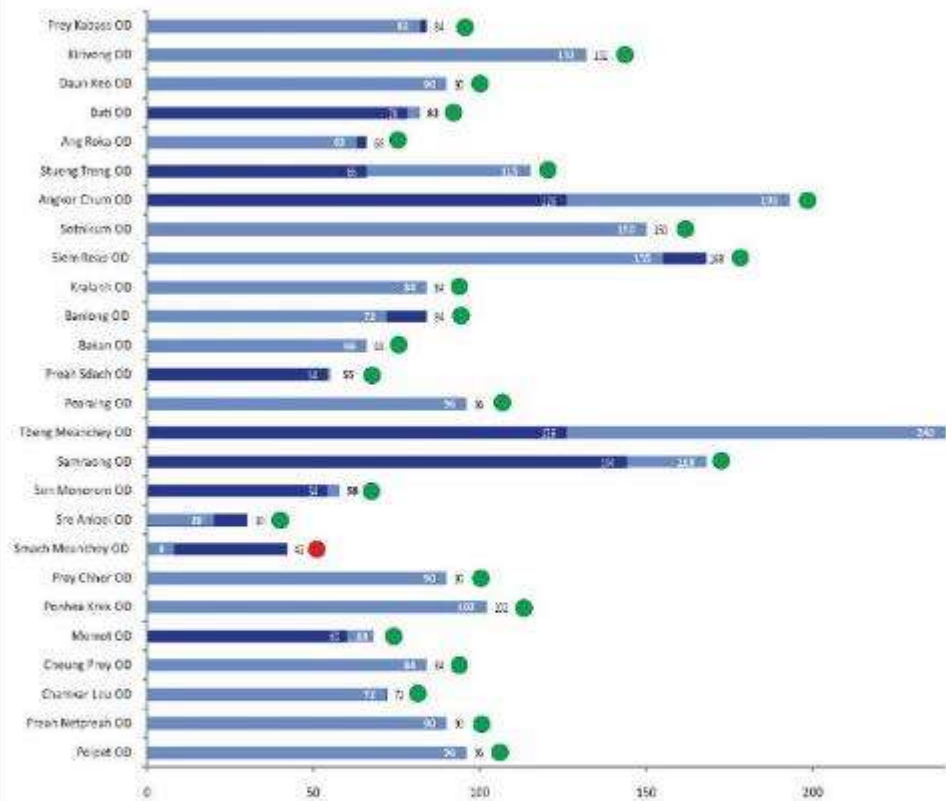
HSSP2 SDG Expenditures



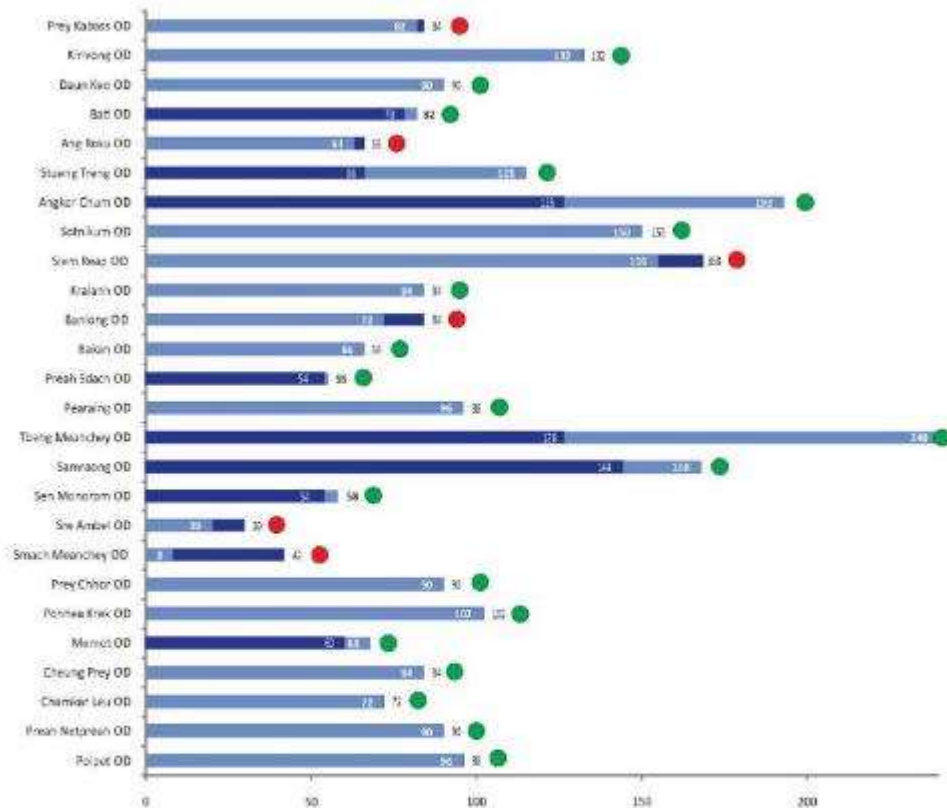
Number of HCMCs Functioning




Number of HCMC Meetings



Number of HCMC Meetings



Members Present for HCMC Meetings



Timely Quarterly SOA Reporting

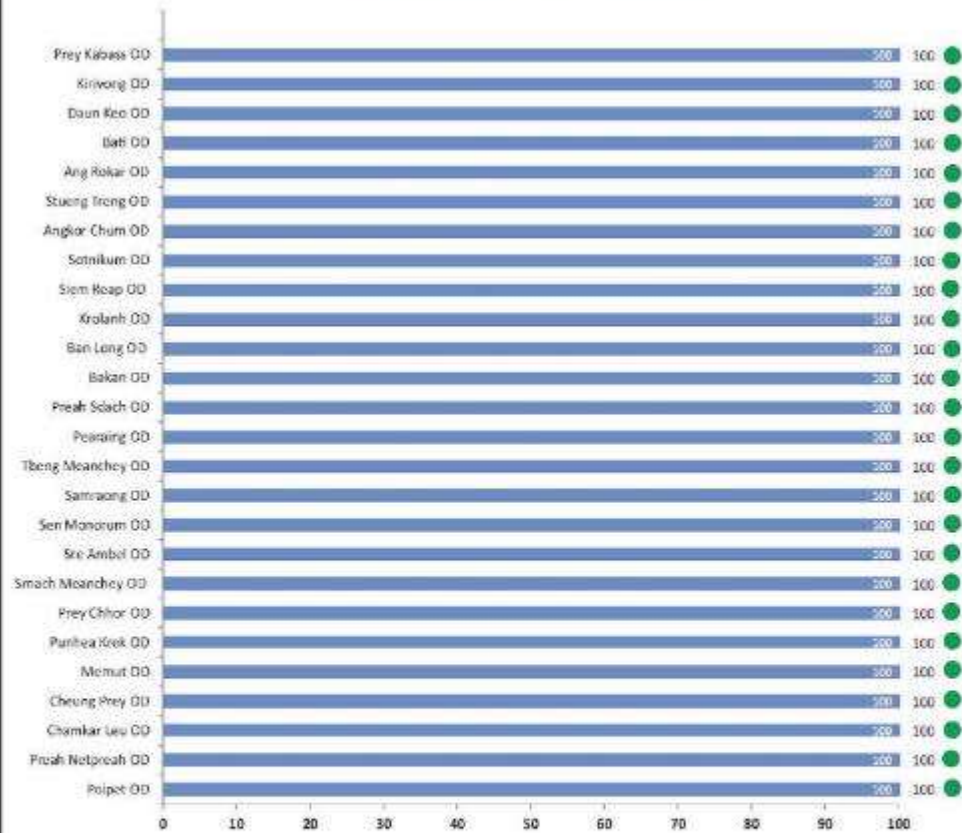




TABLE OF SDG ALLOCATION

Province	PRH/OD SOA	Contract Population 2015	Contract MOH-PHD	Contract PHD with PRH or OD	SDG Implementation Date	SDG 12 months contract budget	Program Director Approved Release SDG for Q3	Program Director Approved Release SDG for Q4
<b>Kampong Cham</b>			2-Feb-15				23-Jun-15	4-Aug-15
	Kg. Cham PRH	1,031,738		16-Dec-14	1-Jan-10	165,000		
	Chamkar Leu-Stueng Trang	117,206		11-Dec-14	1-Jan-10	200,000		
	Choeung Prey-Batheay	200,873		16-Dec-14	1-Jan-10	237,500		
	Prey Chhor-Kang Meas	195,361		11-Dec-14	1-Jan-10	243,600		
						<b>846,100</b>		
<b>Tbong Khmum</b>			2-Feb-15				20-Jul-15	18-Aug-15
	Memut	137,731		11-Dec-14	1-Jul-09	177,793		
	Ponhea Krek-Dambae	222,473		19-Dec-14	1-Jul-09	254,600		
						<b>432,393</b>		
<b>Koh Kong</b>			2-Feb-15				8-Jun-15	18-Aug-15
	Koh Kong PRH	125,151		17-Dec-14	1-Aug-09	73,058		
	Smach Meanchey	59,678		31-Dec-14	1-Aug-09	109,586		
	Sre Ambel	65,473		12-Dec-14	1-Aug-09	201,160		
						<b>383,804</b>		
<b>Mondul Kiri</b>			2-Feb-15				17-Jun-15	18-Aug-15
	Mondulkiri PRH	70,935		11-Dec-14	1-Oct-09	91,378		
	Sen Monorom	70,935		12-Dec-14	1-Oct-09	185,525		
						<b>276,903</b>		
<b>Preah Vihear</b>			2-Feb-15				8-Jun-15	10-Aug-15
	Preah Vihear PRH	206,027		17-Dec-14	1-Oct-09	196,034		
	Tbeng Meanchey	206,027		17-Dec-14	1-Oct-09	416,573		
						<b>612,607</b>		
<b>Prey Veng</b>			2-Feb-15				8-Jun-15	25-Aug-15
	Pearaing	202,092		17-Dec-14	1-Jul-09	237,614		

	Preah Sdach	119,632	17-Dec-14	1-Jul-09	140,394		
					<b>378,008</b>		
<b>Ratanak Kiri</b>			2-Feb-15			8-Jun-15	18-Aug-15
	Ratanakiri PRH	196,557	18-Dec-14	1-Aug-10	220,501		
	Banlong	196,557	16-Dec-14	1-Aug-10	330,751		
					<b>551,252</b>		
<b>Siem Reap</b>			2-Feb-15			1-Jul-15	14-Sep-15
	Siem Reap PRH	1,123,240	19-Dec-14	1-Jan-10	182,038		
	Kralanh	122,556	9-Dec-14	1-Jan-10	149,729		
	Siem Reap	370,032	12-Dec-14	1-Jan-10	270,860		
	Sotnikum	287,462	9-Dec-14	1-Jan-10	342,000		
	Angkor Chum	232,948	22-Dec-14	1-Jan-10	257,851		
					<b>1,202,478</b>		
<b>Takeo</b>			2-Feb-15			1-Jul-15	12-Aug-15
	Ta Keo PRH	972,149	12-Dec-14	1-Jun-10	200,000		
	Ang Rokar	144,174	12-Dec-14	1-Jul-09	159,849		
	Bati	203,477	12-Dec-14	1-Jun-10	246,723		
	Daun Keo	224,492	12-Dec-14	1-Jun-10	217,758		
	Kirivong	233,983	12-Dec-14	1-Jul-09	262,801		
	Prey Kabass	165,330	12-Dec-14	1-Jun-10	200,467		
					<b>1,287,598</b>		
<b>Otdar Meanchey</b>			2-Feb-15			8-Jun-15	18-Aug-15
	Otdar Meanchey PRH	239,371	8-Dec-14	1-Jan-10	110,200		
	Samraong	239,371	5-Dec-14	1-Jan-10	440,800		
					<b>551,000</b>		
<b>Bateay Meanchey</b>			2-Feb-15			17-Jun-15	1-Sep-15
	Poipet	202,687	12-Dec-14	1-Jan-14	244,728		
	Preah Net Preah	153,606	11-Dec-14	1-Jan-14	181,729		
					<b>426,457</b>		
<b>Battambang</b>			2-Feb-15			8-Jun-15	4-Aug-15
	Battambang PRH	1,164,022	27-Jan-15	1-Jan-14	203,500		
					<b>203,500</b>		



# ANNEX E. STAFF DEPLOYMENT

Administration Official Cadre for 2015

	Institution	Total	Percentage (%)	Specialist Doctor																									
				Specialist Doctor	Medical Doctor	Medical Assistant	Ph.D of Pharmacist	Pharmacist	Pharmacist Assistant	Primary Pharmacist	Dentist Doctor	Dentist Assistant	Dental Nurse	Primary Dentist	Bachelor Nurse	Secondary Nurse	Primary Nurse	Bachelor Midwife	Secondary Midwife	Primary Midwife	Secondary Lab Technician	Primary Lab Technician	Bachelor Physiotherapist	Physiotherapist	X-Ray Technician	Non-Health Professional Official	IT	Accountant	Others
<b>1. Central + Municipality</b>		<b>4476</b>	<b>21.36</b>	<b>303</b>	<b>852</b>	<b>309</b>	<b>5</b>	<b>221</b>	<b>43</b>	<b>10</b>	<b>116</b>	<b>16</b>	<b>0</b>	<b>0</b>	<b>19</b>	<b>1273</b>	<b>146</b>	<b>25</b>	<b>371</b>	<b>29</b>	<b>223</b>	<b>12</b>	<b>1</b>	<b>60</b>	<b>10</b>	<b>123</b>	<b>60</b>	<b>74</b>	<b>175</b>
MoH		448	2.14	3	124	37	0	74	9	0	16	2	0	0	3	35	4	0	8	0	3	0	0	0	0	59	19	14	38
1	Leader Level	4	0.02		4																								
2	Cabinet	3	0.01																							1	1	1	
3	AD	24	0.11	2	4	4		2								1			2							3	2	4	
4	DBF	56	0.27		1	3		2	1							2	1		3							19	3	7	14
5	CDC	59	0.28		22	5		1								25											3	3	
6	DDF	71	0.34			1		54	3																	7	3	3	
7	DPHI	30	0.14		15	3										1	1									7	1	2	
8	HSD	44	0.21	1	25	5		7	2		2				1			1		1									
9	HRD	19	0.09		7	6		1			1				1	1			1								1		
10	IAD	19	0.09		6			1			2															10			
11	DIC	21	0.10		10			1	2							1										3	1	3	
12	PD	23	0.11		5	2			1							1	1				2					3	2	3	3
13	PMD	23	0.11		10	1					7	1				1	1										1	1	
14	Depart. Of Mental Health	9	0.04		2	2									1	2			1									1	
15	LD	15	0.07		2	1		2			2	1									1					3	2	1	
16	DG/Administration & Finance	4	0.02		2			1																				1	
17	DG/Technical Health	11	0.05		4	3					1																		3
18	DG/Inspections	13	0.06		5	1		2			1															3			1
<b>National Hospital</b>		<b>2035</b>	<b>9.71</b>	<b>246</b>	<b>341</b>	<b>93</b>	<b>1</b>	<b>35</b>	<b>7</b>	<b>1</b>	<b>40</b>	<b>6</b>	<b>0</b>	<b>0</b>	<b>10</b>	<b>825</b>	<b>48</b>	<b>12</b>	<b>123</b>	<b>4</b>	<b>97</b>	<b>4</b>	<b>1</b>	<b>35</b>	<b>5</b>	<b>20</b>	<b>6</b>	<b>17</b>	<b>58</b>

Administration Official Cadre for 2015

Institution	Total	Percentage (%)	Specialist Doctor	Medical Doctor	Medical Assistant	Ph.D of Pharmacist	Pharmacist	Pharmacist Assistant	Primary Pharmacist	Dentist Doctor	Dentist Assistant	Dental Nurse	Primary Dentist	Bachelor Nurse	Secondary Nurse	Primary Nurse	Bachelor Midwife	Secondary Midwife	Primary Midwife	Secondary Lab Technician	Primary Lab Technician	Bachelor-Physiotherapist	Physiotherapist	X-Ray Technician	Non-Health Professional Official	IT	Accountant	Others
1 Calmete Hospital	489	2.33	108	53	14	1	6	1		2	1		1	196	5	7	36	1	28	1	1	3	3	9		1	11	
2 Miltapheap Khmer-Soviet Hospital	505	2.41	54	83	31		10	4	1	11	2		3	172	17	1	50		24	3		9		1	1	7	21	
3 Kunthak Bopha Hospital	142	0.68	8	11	3		1						1	97	3		4		7			2		1		1	3	
4 National Pediatric Hospital	344	1.64	29	66	9		5	1		1			3	186	6				18			6		3	1	2	8	
5 Preah Angduong Hospital	170	0.81	13	40	4		3	1		18	2		1	55	7		11	1	6			1		1	1	2	3	
6 Preah Kosamak Hospital	385	1.84	34	88	32		10			8	1		1	119	10	4	22	2	14			14	2	5	3	4	12	
<b>Central Level</b>	<b>1204</b>	<b>5.75</b>	<b>47</b>	<b>269</b>	<b>80</b>	<b>4</b>	<b>88</b>	<b>22</b>	<b>4</b>	<b>35</b>	<b>2</b>	<b>0</b>	<b>0</b>	<b>4</b>	<b>210</b>	<b>21</b>	<b>7</b>	<b>114</b>	<b>2</b>	<b>105</b>	<b>6</b>	<b>0</b>	<b>18</b>	<b>2</b>	<b>42</b>	<b>28</b>	<b>25</b>	<b>69</b>
1 CMS	31	0.15			5		12	1								2								2	3	1	5	
2 National TB & Leprosy Centre	165	0.79	1	46	14		8	1	2					56				1	19			6		4	3		4	
3 National Centre for HIV/AIDS (NCHADS)	96	0.46	5	43	8		2	1						13	1		2		6					1	2	2	10	
4 NAA	24	0.11		11	4		2							1										2		2	2	
5 National Center for Health Promotion	42	0.20	1	20	9		2	1						3			1							3		2		
6 National Blood Bank Centre	58	0.28	1	10	1		2	3						19		1			13	1					4	1	2	
7 National Malaria Centre	83	0.40	1	24	10		5	2	1					12	1				13					2	1	1	10	
8 National Traditional Medication Centre	34	0.16		10	4		10	3						1	1									4	1			
9 National Institute of Public Health	81	0.39	1	20	2		5	1						4					26	2				7	3	1	9	
10 Lab of Drug Quality Controlling	35	0.17					20	3						3					2					3		2	2	
11 NMCH	315	1.50	27	53	18		7	4			1			58	11	4	95		11				2	10	3	3	8	
12 Pasteur Institute	23	0.11		7	1		2							4	1				4	2						1	1	
13 TSMC	85	0.41	1	4	2		2	1					4	21	2	2	16	1	7			12			3	2	5	
14 UHS	132	0.63	9	21	2	4	9	1	1	35	1			15	2				4	1				4	5	7	11	
<b>Phnom Penh Municipality</b>	<b>789</b>	<b>3.77</b>	<b>7</b>	<b>118</b>	<b>99</b>		<b>24</b>	<b>5</b>	<b>5</b>	<b>25</b>	<b>6</b>		<b>2</b>	<b>203</b>	<b>73</b>	<b>6</b>	<b>126</b>	<b>23</b>	<b>18</b>	<b>2</b>		<b>7</b>	<b>3</b>	<b>2</b>	<b>7</b>	<b>18</b>	<b>10</b>	

**Administration Official Cadre for 2015**

Institution	Total	Percentage (%)	Professional Categories																									
			Specialist Doctor	Medical Doctor	Medical Assistant	Ph.D of Pharmacist	Pharmacist	Pharmacist Assistant	Primary Pharmacist	Dentist Doctor	Dentist Assistant	Dental Nurse	Primary Dentist	Bachelor Nurse	Secondary Nurse	Primary Nurse	Bachelor Midwife	Secondary Midwife	Primary Midwife	Secondary Lab Technician	Primary Lab Technician	Bachelor Physiotherapist	Physiotherapist	X-ray Technician	Non-Health Professional Official	IT	Accountant	Others
<b>2. Provincial Level</b>	<b>16478</b>	<b>78.64</b>	<b>74</b>	<b>1117</b>	<b>554</b>	<b>1</b>	<b>304</b>	<b>51</b>	<b>11</b>	<b>134</b>	<b>39</b>	<b>106</b>	<b>12</b>	<b>97</b>	<b>4472</b>	<b>3027</b>	<b>65</b>	<b>2759</b>	<b>2253</b>	<b>283</b>	<b>60</b>	<b>0</b>	<b>111</b>	<b>32</b>	<b>88</b>	<b>47</b>	<b>145</b>	<b>636</b>
1 Banteay Meanchey PHD	1016	4.85	4	64	29		17	1	1	9	4	3	1	4	272	219	1	170	123	17	10		4	7	1	2	4	49
2 Battambang PHD	1437	6.86	15	56	57	1	22	5	2	13	4	2	1	2	399	268	2	274	154	18	20		8	1	4	1	5	103
3 Battambang RTC	54	0.26		3			1	1						4	25		5	11		1							1	2
4 Kampong Cham PHD	1073	5.12	9	75	40		17	2		12		10		4	327	147	4	209	131	16	1		12	3	9	3	13	29
5 Kampong Cham RTC	41	0.20		2						3	1	3		6	11	1	5	6									3	
6 Kampong Chhnang PHD	644	3.07	2	37	18		18	4	1	6	1	4	1	8	139	167	1	92	108	12	2		4	2	1	1	5	10
7 Kampong Speu PHD	805	3.84	3	72	27		10	3		5	1	2	1	3	192	213	1	127	93	18	1		8	2	1	3	4	15
8 Kampong Thom PHD	723	3.45		49	18		15	2	1	7	2	6		2	154	140	2	100	106	18			5	1	10	1	9	75
9 Kampot PHD	998	4.76	3	54	37		16	3		9	1	1	1	4	300	142	6	181	124	15	1		7	3	3	1	8	78
10 Kampot RTC	47	0.22		4	1		1							6	23	1	5	4		1								1
11 Kandal PHD	1173	5.60	5	119	47		28	9	3	11	7	2	2	2	307	140	5	215	143	24	2		14	1	20	4	4	59
12 Koh Kong PHD	267	1.27	1	35	6		11			4		3	2	4	67	32	1	48	26	6			2	1	4	3	5	6
13 Kratie PHD	676	3.23		23	24		8	1		3	1	3		6	173	165	2	98	140	7			2		1	1	5	13
14 Kep PHD	132	0.63		15	2		6			3		1		1	23	31	1	20	16	1			1		2	2	1	6
15 Pailin PHD	180	0.86		24	10		9			3	1	5	1	3	35	30		23	14	4					1	1	4	12
16 Monduliri PHD	239	1.14		11	8		4	1		2		4	1	4	73	36		34	39	3							4	15
17 Oddor Meanchey	317	1.51		27	18		9	1		2		2		1	81	71		51	42	5						4	3	
18 Preah Vihea PHD	435	2.08	3	28	4		13		2	2		6		2	104	85		59	97	5	2		1	1	2	1	6	12
19 Prey Veng PHD	1149	5.48	4	53	70		12	2		7	2	21		2	237	291	3	144	204	21			11	1	6	2	12	44
20 Pursat PHD	557	2.66	3	31	17		6		1	3	3	2		2	186	58	1	132	59	9	9		3	2	5	3	6	16
21 Ratanak Kiri PHD	378	1.80	1	25	6		8			2	1	4	1	4	106	85	1	51	54	7			1	1	2	6	12	
22 Siem Reap PHD	892	4.26	9	57	20		17	7		8	1	3		3	262	154	1	170	125	10	8		13	1	2	3	8	10
23 Preah Sihanouk PHD	363	1.73	1	34	14		14	1		2	2	1		2	127	46	1	66	31	8			1	2	1	2	1	6
24 Steung Treng PHD	354	1.69		25	4		6			2	1	2		7	100	64		57	66	3					2	3	2	10
25 Steung Treng RTC	32	0.15					1							5	15		3	5	1									2
26 Svay Rieng PHD	583	2.78	3	47	19		6	3		4	2	4		2	134	157	1	82	80	11			4	1	5	2	5	11
27 Takeo PHD	1240	5.92	7	84	42		17	4		11	3	3		3	396	180	13	214	183	29	4		6	1	6	1	10	23
28 Thbong Khmum PHD	673	3.21	1	63	16		12	1		1	1	9		1	204	104		116	94	14			5	1	1	1	11	17
<b>Total 1 + 2</b>	<b>20954</b>	<b>100</b>	<b>377</b>	<b>1969</b>	<b>863</b>	<b>6</b>	<b>525</b>	<b>94</b>	<b>21</b>	<b>250</b>	<b>55</b>	<b>106</b>	<b>12</b>	<b>116</b>	<b>5745</b>	<b>3173</b>	<b>90</b>	<b>3130</b>	<b>2282</b>	<b>506</b>	<b>72</b>	<b>1</b>	<b>171</b>	<b>42</b>	<b>211</b>	<b>107</b>	<b>219</b>	<b>811</b>
	<b>Total of Females</b>	<b>10576</b>																										
	<b>Total of Males</b>	<b>10378</b>																										

## ANNEX F. GOOD GOVERNANCE FRAMEWORK

Status of Good Governance Framework Applicable to Activities funded by Pool account – Updated in January 2016

(Abbreviation: C = Completed, PC = Partially Completed, SC = Substantially Completed, AS = Action Started, ANS = Action Not Started, AB = Action Begun)

	Issue	Action to Mitigate Risk	Responsibility	Target/Monitoring <sup>1</sup>	Status	Action/Target
1	<b>Element 1: Procurement</b>					
1a	Ensure transparent and efficient procurement	<p>The MoH shall use the services of an International Procurement Specialist/Advisor and National Procurement Staff engaged under TOR satisfactory to IDA for all procurements funded from the pool account at all levels under the Program. The individuals selected for these fiduciary positions will be subject to prior review by the IDA. .</p> <p>For contracts (in relation to item required by the SoAs for their operations) estimated to cost less than USD 50,000 per package, procurement may be carried out by the respective SoA. .</p>	<p>MoH (represented by HSSP2 ) has commenced work on the full range of procurement under its portfolio. The MoH/HSSP2 assumes full responsibility for the conduct of the procurement including fiduciary responsibility. The Procurement Review Committee (PRC) appointed in accordance with the RGCs SOP and regulation on externally donor funded programs will clear and sign on all procurement evaluation reports finalized under the HSSP2. In addition IDA will review 'Prior Review' category procurements at all required stages. IDA will carry out selective reviews for</p>	<p>All major procurements under HSSP2 are required to be substantially completed by mid 2015 (as in the latest approved Procurement Plan as on December 2014) so that physical deliver of goods or the physical completion of Works and Services are ensured by 31 December 2015 (the current HSSP2 closure date).</p> <p>IDA to monitor through quarterly portfolio review meetings and IDA prior and post reviews.</p> <p>Pool partners to monitor through supervision missions and IDA prior and post reviews.</p>	<p>The International Procurement Specialist/Advisor has been selected and is in place since 23 December 2013.</p> <p>The latest updated Procurement Plan has been approved by the IDA.</p> <p>All procurments are being conducted in accordance with the SOP and revised procurement thresholds.</p> <p>Procurement Training was provided by the HSSP2 Secretariat to the SoAs on three occasions in December 2013 (Sihanoukville), July 2014 (Stung Treng) and September 2015 (BanteyMeanchey)</p>	<p>Continue donor monitoring through JQM and Post Review Missions</p> <p>Monitoring through Financial and Technical Audits.</p> <p>Monitoring of SoA procurement through HSSP2 Secretariat</p>

<sup>1</sup>Unless an alternative target is given in this column, all mitigation measures will commence when Program activities begin and continue throughout the Program.

	Issue	Action to Mitigate Risk	Responsibility	Target/Monitoring <sup>1</sup>	Status	Action/Target
		Invite Civil Society Organizations for key procurement cycle activities	<p>'Post Review' category packages at a later date.</p> <p>For procurements conducted by the SoAs, a representative from the Procurment Group of the HSSP2 Secretariat attends the bid opening proceedings and subsequently reviews the bid evaluation report prepared by the SoA prior to contract award. This is carried out at the SoA offices in the provinces. Also, it has now been agreed with the IDA that procurement of items which do not have adequate bidders at the SoA provincial level may be carried out at the central level through the HSSP2 Secretariat. Also, as agreed with the IDA, in cases where the same type of equipment is required by several SoAs, the quantities are aggregated and procurement is carried out at the central level through</p>		<p>The latest IDA Post Review was conducted May 2014. The post review findings were issued in the form of a clean report of findings without any objectionable issues being raised.</p> <p>Procurement has been decentralized to SOAs.</p> <p>As on date, most of the planned procurements (as reflected in the updated and approved procurement plan) are completed. Only the following procurement packages are in the implementation pipeline:</p> <ul style="list-style-type: none"> <li>(i) Works for Improvement of Water Supply to HCs (ICB tender issued and bid opening on 21 Jan 2015)</li> <li>(ii) Works for Improvement of sanitation to HCs</li> </ul>	<p>MEF has communicated that MEDICAM and Medical Association of Cambodia (who are NGO's) have been mandated to attend Bid Openings and Contract Signing Proceedings. MoH is following this guideline for all NCB and NGO selections/Single Source Selections</p>



	Issue	Action to Mitigate Risk	Responsibility	Target/Monitoring <sup>1</sup>	Status	Action/Target
			the HSSP2 Secretariat.		<p>(NCB tender issuance date is fixed on 19 January 2015 and bid opening on 17 Feb 2015)</p> <p>(iii) RFP for QCBS package for selection of Health Equity Fund Operator for Cluster 23 and Cluster 24 has been scheduled to be issued on 15Jan 2015 with proposal submission deadline of 13 Feb 2015</p>	

	Issue	Action to Mitigate Risk	Responsibility	Target/Monitoring 1	Status	Action/Target
1b	Strengthen the design, delivery, contract administration and construction supervision capability of MOH.	MOH to engage a firm/s for at least the first three years of the Program, to assist on design, delivery, contract administration and construction supervision and train MOH and sub-national level staff.	MOH to prepare TOR with IDA NOL on behalf of pool partners.		Engineering Firm was contracted for supervision of major civil works. One contract was awarded in Nov 2011 and the second contract was awarded in Jan 2013	HSSP2 Secretariat Infrastructure team to continuously monitor progress of selected supervision firm as well as monitor construction contract progress.  Provincial civil work supervision committee to monitor progress of health facilities construction/renovation in addition to the monitoring firm
1c	Insufficient procurement capacity of MOH	MOH to employ (i) an experienced Procurement and International Contract Management Advisor to assist MOH with its procurement activities and with contract management duties and especially to build procurement and contract management capacity within MOH's own staff, and (ii) national individual consultants with procurement experience to provide local support for procurement coordination and follow-up of procurement activities.	MOH with IDA NOL to TOR and selection method.		International Procurement Specialist/Advisor appointed and in place since December 2013.  National Chief Procurement Officer appointed in Sept 2012  Two National Procurement Assistants were appointed in June 2013	Ensure that the HSSP2 Procurement Team (currently consisting of 1 international advisor and 1 national chief procurement officer and 1 procurement assistant) carry out their duties to ensure completion of all procurement planned for HSSP2 within December 2015.  One Procurement Assistant resigned in September 2014

	Issue	Action to Mitigate Risk	Responsibility	Target/Monitoring <sup>1</sup>	Status	Action/Target
						Procurement at sub national level assisted by HSSP2 secretariat procurement units
1d	Clear procurement procedures and thresholds needed.	MoH is required to follow IDA's Procurement and Consultant Guidelines and the procurement provisions of the Financing Agreement, including the use under NCB and Shopping methods as in the RGC's Manual on Standard Operating Procedures for Implementing Externally Assisted Projects (SOP) including the Externally Assisted Procurement Manual for Goods, Works and Services (SOP/PM), mandated by Sub-Decree No. 14 on dated February 26, 2007.	MoH through the HSSP2 Procurement Group and the RGCs Procurement review Committee	Pool partners to monitor through supervision missions and quarterly review meetings among MEF, IPA and IDA.  Supervision of MoH by IDA	Threshold for procurement - shopping, NCB, ICB as determined by MEF and agreements have been followed.  New threshold for procurement to be conducted at HSSP2 secretariat and SOAs have been followed.	New procurement threshold set by the Bank have been followed. (Nov 12 2013)
1e	Informal payments by contractors suppliers and consultants	All contractors, suppliers and consultants – firms or individuals, national and international – bidding for contracts under the Program shall sign the Declaration on Ethical	MoH required to follow as per RGC's	MOH to monitor. IDA to verify during prior and post reviews.	Program signed the Declaration on Ethical Conduct and Fraud and Corruption for record. They are included in all signed	The amended Declaration has been incorporated in all new contracts.

	Issue	Action to Mitigate Risk	Responsibility	Target/Monitoring 1	Status	Action/Target
		<p>Conduct and Fraud and Corruption as articulated in the SOP/PM. Item 5 of the Declaration will be extended to read:</p> <p>“In connection with this procurement exercise and any contract that is awarded to us as a result thereof, no payments have been made or will be made by us, our associates, agents, shareholders, partners or their relatives or associates to any of the staff, associates, consultants, employees or relatives of such who are involved with the procurement process, contract implementation, and the issuance of progress payments on behalf of the purchaser, client or employer.”</p> <p>Include amended Declaration in all bidding documents, RFPs, and contracts.</p>	SOP/Procurement Manual requirement		contracts. Contract awards information are disclosed on MOH website. (June 2012)	
1f	Possible delayed Procurement Plans	Preparation of realistic annual Procurement Plan for goods, works and consultant services to be financed from the pool account, based on the AOP.	MOH/PHD and IDA NOL.	Procurement Plan will be updated bi-annually by mid March and mid-August.	Lated update of Procurement Plan as on December 2014 has been approved by the WB on behalf of the Pool Fund Partners.	Procurement Plan will be further updated as and when required to reflect the latest position on HSSP2 procurements.

	Issue	Action to Mitigate Risk	Responsibility	Target/Monitoring <sup>1</sup>	Status	Action/Target
<b>2</b>	<b>Element 2: Financial Management</b>					
2a	Weakness in FM procedures and practices at national and sub-national levels that may impact negatively on Program implementation.	A Financial Management Improvement Plan (FMIP) acceptable to the pool partners will be developed and implemented.	MOH with guidance from IDA and pool partners.	FMIP should be finalized so as to allow the action in item 2b, appointment of consulting firm to assist in implementing the plan by effectiveness.	<p>SC: FMIP has been developed and approved.</p> <p>Contract of FMIP firm was expired in February 2011. Ongoing negotiation with FMIP for contract extension.</p> <p>There is a need to implement training to PHDs and ODs/SOAs. TOR is being developed.</p> <p>Revised TOR for competitive selection of new FMIP firm has been circulated for comments. (June 2012)</p>	<p>DBF and FMIP firm to continue implementing the FMIP. Training on financial management is being conducted in accordance with the approved plan.</p> <p>Finalize extension of FMIP contract by 15 December 2011.</p> <p>To finalize TOR by 1<sup>st</sup> July 2012 (June 2012)</p> <p>See the report from the discussion on FM (JRM).</p> <p>Pending the selection of FMIP2, DBP has gone ahead conducting training on improvement on FM Management. (Nov 12, 2013)</p>
2b	Weakness in MOH FM capacity.	MOH/IPA to recruit consulting firm by effectiveness, with TOR acceptable to the IDA, to help MOH implement FMIP and to strengthen FM capacity in MOH and PHD and OD levels	MOH to work closely with the consultants and drive for additional FM staff at PHD and OD levels.	Consulting firm recruited to help MOH implement FMIP and targets achieved.	See 2a.	See 2a.
2c	Weak internal controls at central and provincial levels	Adopt SOP/FMM and enforce compliance with during Program implementation, already mandated by Sub-Decree No. 14 dated February 26, 2007. Supplement by detailed procedures in a Program FM Manual, which will be an update of the HSSP Manual.	MOH. IDA NOL to Program FM Manual.	Note in Financing Agreement, Program FM Manual satisfactory to IDA to be completed by Effectiveness. MEF and IDA to monitor adoption of SOP/FMM. Pool partner FM supervision missions to verify compliance	<p>SC: FM Manual has been approved.</p> <p>Increase supervision from central level to PHDs and ODs.</p> <p>External Audit firm present audit findings at every JQM.</p>	<p>Will invite auditing firm to present audit findings on JQM on 20<sup>th</sup> June 2012 and will circulated Khmer version of audit report to all implementing units by 15<sup>th</sup> July 2012 (June 2012).</p> <p>Combined technical and financial audit report to be shared with all</p>

	Issue	Action to Mitigate Risk	Responsibility	Target/Monitoring <sup>1</sup>	Status	Action/Target
				with Program FM Manual.		Implementing Units starting audit Q2-2013. (Nov 12 2013)  Combined technical and financial audit report to be shared with all Implementing Units every quarter
2d	Clarity of FM reporting to pool partners.	Formulate and agree on a template for quarterly Interim Financial Reports (IFRs). During implementation, IFRs, audited by the external auditors, will be furnished by MOH to the pool partners not later than 90 days after the end of each quarter.	MOH and pool partners.	Agree on the IFR format and content during negotiations. MOH to ensure timely audit and to monitor the quality of each report together with the pool partners.  To submit IFR within 45 days after ending each quarter.	SC: Completed Template for IFR. IFR for Q1, Q2 and Q3 have been submitted. IFR for Q4 2009, Q1,Q2, Q3, Q4 2010 and IFRs for Q1, Q2, Q3, Q4 2011 and Q1 2012 were submitted within 45 days (on time).  Q2, Q3, Q4, 2012 and Q1, 2013 submitted on time (May 2013). Q2-2013 expected to be submitted in mid-August 2013.	Next IFR to be submitted by 15 <sup>th</sup> August 2012  Final IFR of Q2-2013 submitted on Oct 14 2013.  IFR Q3-2013 to be submitted on mid-November (nov 12 2013)  IFR have been submitted on time
2e	Strengthen Internal Audit Unit of MOH	MOH will appoint an international audit advisor to help implement the IA manual and strengthen and provide training to the IAU, including hands-on, during the 6-monthly audit exercises.	MOH to prepare TOR. IPA to recruit.	Appoint IA advisor by three months after effectiveness. MOH to closely monitor the performance of IAU and advisor's work. Pool partners to monitor the performance during supervision missions.  MOH will monitor IAA's performance in accordance with the TOR and inception report (including training plan).	SC: The draft contract has been approved by the Bank. Consultant will start his services by mid February.  PC: Although contract has been signed since 11 march 2010, selected consultant has not been on board.  The Consultant started his service on 18 <sup>th</sup> August 2010.  Submission of inception report in October 2010 (November 2010).  Training provided by the consultant will be continued until November 2011.	Consultant's first contracted ended on December 2011. The MOH will request for intermittent 12 months extension.

	Issue	Action to Mitigate Risk	Responsibility	Target/Monitoring 1	Status	Action/Target
					<p>Will request to extend the consultant contract based on request from IAD. (June 2012)</p> <p>TA for capacity building to internal audit department have been completed.</p>	
2f	External audit.	<p>MOH to prepare TOR (with greater emphasis on internal controls and ISA 240) for continuous external audit, satisfactory to the IDA.</p> <p>MOH to review the audit reports, develop an action plan to implement the audit recommendations and follow up the status of their implementation. MOH will update the status of audit recommendation to the pool partners through the quarterly IFRs.</p>	<p>MOH to prepare TOR with IDA NOL by negotiation. IPA to recruit external auditors, with IDA NOL. MOH to facilitate audit exercise</p> <p>MOH.</p>	<p>TOR agreed by Negotiation. Appoint by effectiveness.</p> <p>MOH to prepare action plans within one month of receipt of audit report and follow up monthly. MOH to update status of implementation in each IFR. Pool partners to monitor during FM supervision missions.</p>	<p>SC: PWC was selected for audit services in 2009. Request for extension of the existing contract to cover scope of audit services in 2010 will be submitted for no-objection.</p> <p>TOR for combined Technical and Financial Audit has been approved by WB in October 2010. Selection of consulting firm is being conducted by IPA.</p> <p>Extension of current PWC contract to cover scope of audit Q1 2011.</p> <p>Signed contract for combined technical and financial audit in November 2011</p> <p>Q1, Q2, Q3 2012 audit reports have been submitted to the Bank (May 2013)</p> <p>Financial statement of external audit report</p>	<p>Report on management responses to the audit recommendations will be submitted to JPIG by 18 February 2010.</p> <p>Audit Q1, Q2, Q3, and Q4, 2010 have been submitted (Q4 2010 has been completed on 30<sup>th</sup> March, 2011). Combined technical and financial audit reports for Q2, Q3 2011 completed in March 2012).(June 2012)</p> <p>The audit Q3 report will be submitted by 15<sup>th</sup> June 2012. The Q4 2011 audit started from 1<sup>st</sup> June 2012. (June 2012)</p> <p>Q4-2012, And Combined 2012 Audit report will be submitted to the Bank by end of June 2013.</p> <p>Combined technical and financial quarterly audit reports have been submitted on time.</p> <p>Audit both technical and financial report of Q4 2015 will submiied in late of March</p>

	Issue	Action to Mitigate Risk	Responsibility	Target/Monitoring <sup>1</sup>	Status	Action/Target
					submitted to the Bank on Sept 30 2013.(Nov 12 2013)	
2g	Distribution, management and use of pharmaceutical and medical supplies.	Distribution of all pharmaceutical and medical supplies funded by the pool account shall be made through the Central Medical Store (CMS). Extend the supervision on the management and use of pharmaceutical and medical supplies to national hospitals and VCCT sites.	MOH/CMS/Department for Drugs and Foods/National Programs/PHDs/ODs.	Target commencement for March 2009.  Reviews of the system and its related controls are part of the scope of internal and external audits. Pool partners to monitor during supervision missions.	ANS  Action started (See medical review report)	Pharmaceutical and medical supplies will continue to distribute through CMS distribution system.  Reviews of the system and its related controls are part of the scope of internal and external audits.
2h	Minimize cash transactions	All progress payments to contractors, suppliers and consultants – firms, individuals, national and international – to be made by check or transfer to bank accounts. Cash transactions not to exceed US\$500 limit as per SOP/FMM. Retain evidence for audit and IDA supervision missions.	MOH/PHDs	Note in financing agreement. MOH to monitor as part of the scope of internal and external audits. Pool partners to monitor during supervision missions.	SC: Cash transaction policy has been included in FM Manual.	MOH to monitor as part of the scope of internal and external audits through regular JQMs. (June 2012)
2j	Eliminate inconsistencies in allowances paid to Government staff attending training, workshops and study tours.	Adopt DSA rates in Anukret 10 of April 12, 2004, updated in respect of DSA rates for in-country travel by MEF Decision Letter No. 2000 dated April 23, 2007. For international travel, some DSA rates specified in Anukret 10 are position-based and/or higher than UN norms, and are not acceptable to IDA for application on IDA-financed projects. In such cases, IDA will apply a ceiling for reimbursement equivalent to its own rates in use at the time of travel.	MEF/IDA to discuss and agree standard DSA for international travel, after which MEF to advise MOH.	Rates to be agreed by June 2008. Until then, for international travel, MOH may use IDA rates. IDA to monitor through FM supervision missions.	SC: Applied UNDP Rates for international travel.	MEF/IDA to discuss and agree standard DSA for international travel, after which MEF to advise MOH.  Standard DSA have been approved by Development Partners. Development Partner agree to align with Category E, Article 7 of SD 216. This rate corresponds to US\$34.  MOH has prepared Prakas on the rate for outreach activities





	Issue	Action to Mitigate Risk	Responsibility	Target/Monitoring <sup>1</sup>	Status	Action/Target
		<ul style="list-style-type: none"> <li>● sound and projection equipment hire;</li> <li>● stationery/hand-outs ;</li> <li>● project-specific training and workshop materials;</li> <li>● simultaneous translators;</li> <li>● photocopying, reproduction, translation.</li> </ul> <p>Define evidence to be submitted by attendees for reimbursement of expenses which may include:</p> <ul style="list-style-type: none"> <li>● proof of attendance for period claimed with signed statement by the workshop, training or study tour organizer or host;</li> <li>● proof of travel by air – ticket stubs, travel agent’s receipt, airline boarding passes;</li> <li>● receipted hotel bills (for proof of stay);</li> <li>● receipts for incidental traveling expenses;</li> <li>● receipted invoices for venue rental, food and beverage, sound/projection equipment, hire of simultaneous translator, stationery and handouts, use of photocopying facilities.</li> </ul> <p>Reimburse against receipts except where covered by fixed allowances in MEF’s letter No. 2000.</p> <p>Evidence of payment to be kept for attendees’ per diem and allowances.</p>	<p>include in directive. MOH to ensure compliance.</p> <p>MOH.</p> <p>MOH.</p>	<p>withdrawal applications.</p> <p>IDA to monitor SOEs with withdrawal applications.</p> <p>Pool partners to verify during supervision missions.</p> <p>IDA to monitor SOEs with withdrawal applications.</p> <p>Pool partners to verify during supervision missions</p>	<p>Included in SOEs</p> <p>Included in SOEs</p>	

	Issue	Action to Mitigate Risk	Responsibility	Target/Monitoring 1	Status	Action/Target
2l	Delayed or non-existent reconciliation of advances for operating costs and expenses	The Program will maintain an advances register, as well as vehicle log books and fuel registers. Advances of operating expenses to staff or field offices to be reconciled within two weeks of the end of each month. No further advances to be paid to staff or field offices until the previous advance to those staff or offices has been reconciled and cleared against documentary evidence.	MOH.	Pool partners to verify compliance during supervision missions  MOH to monitor application, IDA and pool partners to verify during FM supervision missions.	SC: The Program maintains advance register, as well as vehicle log books and fuel registers. Advances of operating expenses to staff or field offices are reconciled within two weeks of the end of each month. No further advances are paid to staff or field offices until the previous advance to those staff or offices has been reconciled and cleared against documentary evidence.	Finance unit conduct regular follow up advance register and will report through quarterly review meeting. (June 2012)  Continue to follow up with IUs to speed up on advance clearance. (Nov 12, 2013)  Continue to follow up with IUs to speed up on advance clearance (Jan 22, 2015)
2m	MOH to adopt the MBPI in accordance with Anukret 29 of April 2008, for health managers and key technical staff.	MEF, CAR and MOH agree that MOH will adopt RGC's MBPI. The MBPI will be implemented strictly according to an MBPI Manual to be prepared for the Program and sector.	MOH to complete the Program-specific MBPI Manual for MEF, CAR and IDA approval.	Cost sharing basis to be specified in the Financing Agreement. Manual to be approved before first disbursement of MBPI funds. MOH to monitor application, IDA and pool partners to verify during FM supervision missions.	SC: MBPI was canceled.  POC payment was started from May 2011...  POC was cancel in June 2012.	MBPI was terminated through Anukret number 206.
2n	SDG Funds not reaching the units efficiently	Direct disbursement from the pooled and counterpart accounts directly to the bank accounts of the recipient units	MOH/responsible for Pooled and counterpart funds accounts	DPs to monitor during supervisions.	PC: Contracts between MOH and nine PHDs were signed. 21 out of 30 SDGs contracts were signed between PHDs and ODs/PRHs.  All 30 SDGs contracts have been signed (November 2010).  SDG contracts for 2011 were signed in March 2011. Routine activities were	Functioning of 30 SDGs by June 2010 (May 2011).  SDG contracts for 2012 has been signed in March 2012 .(June 2012  CF will be monitored closely.SDG contracts for 2015 are being finalized (Jan 23, 2015)  CF have been disbursed on time in 2014.  SDG Pooled Fund delay in Quarter 3, 2014 due to delay of releasing

	Issue	Action to Mitigate Risk	Responsibility	Target/Monitoring 1	Status	Action/Target
					<p>allowed using fund balance from 2010 for Q1 2011.</p> <p>SDG contracts were signed in Q1-2013.</p> <p>SDGshave been disbursed to almost all SOAsup to Q4-2013 (Nov 12 2013)</p>	<p>Fund from Development Partners to POOLED ACCOUNT.</p> <p>SDG fund have been disbursed to all SOA in 2015.</p> <p>Allow using fund balance from Q4 2014- Q1 2015</p>
<b>3</b>	<b>Element 3: Disclosure</b>					
3a	Minimize conflict of interest among Program staff	Program staff to disclose private and public affiliations or personal interests before becoming involved in any Program-related transaction or contract award decision.	MOH Program Director to request and retain written disclosures.	Pool partners to monitor during supervision missions.  To monitor through review mission.	Disclosure statement for inclusion in contracts had been developed in put in use.	Will include in quarterly procurement report
3b	Enhance transparency through greater public disclosure of Program information	<p>Agree on information to be disclosed on MEF and MOH websites biannually, with hard copies available for public inspection on request, at locations to be agreed. At a minimum, disclosed information should include:</p> <ul style="list-style-type: none"> <li>• Program name, objectives, original and revised amount, sources of funding, effectiveness date, original closing date, revised closing date, number of extensions, name and address of implementing agency, name of Program Director with contact information, name of IDA TTL and contact information in the MEF-WB division and in the WB Office in Cambodia.</li> <li>• Details of Program components, percentage completion, data on performance indicators.</li> </ul>	<p>MOH and IDA to agree final list and locations for public inspection of hard copies.</p> <p>MOH to arrange disclosure on MoH website.</p>	<p>Agree by three months after Effectiveness.</p> <p>Biannually. Pool partners to verify during supervision missions.</p>	<p>Dissemination of program information during launching workshop.</p> <p>Procurement portal on MoHwebsite has been created.</p> <p>Currently all procurement and contract award information is posted on MOH website. Also posted in UNDB as required.</p>	<p>Procurement Plan is uploaded on the MoH website.</p> <p>Currently all procurement and contract award information is posted on MOHwebsite. Also posted in UNDB as required.</p> <p>Contract award information (along with required details of competition and evaluation results) also made available to parties who request for the same.</p> <p>Due to no funding support the MOH Website is no longerfunctioning</p>

	Issue	Action to Mitigate Risk	Responsibility	Target/Monitoring <sup>1</sup>	Status	Action/Target
		<ul style="list-style-type: none"> <li>• Details of Health Equity Fund Grants and Health Service Delivery Grants as they affect recipients.</li> <li>• AOPs, and procurement plans excluding cost estimates, identifying contracts to be procured in the next 12 months, nature of each contract, location, method of procurement, means of advertisement, bidding period, location where bidding documents and RFPs can be inspected, expected date of availability, and cost of bidding documents.</li> <li>• Consultant long and short lists. Bidding documents and RFPs available for inspection.</li> <li>• Bid closing dates, names of bidders and their bid prices at opening.</li> <li>• List and detail of contracts awarded, names of losing bidders and, if their bid prices were lower than the winning bidder, the reason for their rejection.</li> <li>• Program biannual progress reports</li> <li>• Planned and actual disbursements by sub-component.</li> <li>• Annual financial statements and audit opinion.</li> <li>• Other specific reports prepared by the Program.</li> <li>• Complaint handling and remedies mechanism.</li> <li>• Code of ethical conduct signed by all staff.</li> </ul> <p>MOH will also raise public awareness of the Program through a workshop at Program launch to which the media will be invited, and</p>	<p>MOH Program Director, who will advise pool partners</p>	<p>Program launch workshop prior to start of Program</p>		<p>Aconstruction information has been put up on sign boards at all construction sites.</p> <p>Approved AOP is uploaded on MoH website.</p> <p>Annual Progress Report is uploaded on MoH website.</p>

	Issue	Action to Mitigate Risk	Responsibility	Target/Monitoring 1	Status	Action/Target
		newsletters to stakeholders and/or media insertions every six months, explaining the Program content, its benefits to the public and means of participation.	in advance of public awareness activities.	activities and newsletters and/or media insertions at six monthly intervals thereafter. Pool partners to monitor.		
<b>4</b>	<b>Element 4: Civil Society Role</b>					
4a	Provide for greater involvement by Civil Society Organizations (CSOs) to enhance transparency.	<p>Identify appropriate CSOs to witness selected aspects of Program implementation. Invite representatives to attend selected events as observers, such as:</p> <ul style="list-style-type: none"> <li>• bid openings</li> <li>• contract signings</li> <li>• information and skill sharing sessions</li> <li>• Program progress meetings</li> <li>• meetings with the Technical Working Group – Health at central and provincial levels, as part of the partnership arrangements to popularize the Program and obtain feedback on public awareness</li> <li>• hand over ceremonies for Program facilities</li> </ul> <p>other events as identified and agreed by MOH and pool partners</p> <p>Summarize all major CSO involvement in Program biannual progress reports to pool partners and copied to MEF</p>	<p>MOH to select CSOs and obtain MEF concurrence.</p> <p>MOH/pool partners to agree events to be witnessed by CSOs.</p> <p>MOH</p>	<p>MEF to provide MOH with concurrence to CSO not later than one month after Effectiveness.</p> <p>Agree list of events one month after Effectiveness. Observation to begin immediately thereafter. Pool partners to monitor CSO involvement through review of quarterly progress reports and supervision missions.</p> <p>Pool partners to verify satisfactory level of involvement of CSOs during supervision missions.</p>	<p>SC: Cambodian Medical Association and MEDICAM have been officially nominated.</p> <p>C: Cambodian Medical Association and MEDICAM have been officially nominated.</p> <p>Cambodian Medical Association and MEDICAM reported to have been participated in bids opening (May 2010).</p> <p>Involvement of COS in procurement 2012 is included in Annual Performance Review Report 2012.</p>	<p>MEF approved CSOs.</p> <p>MoH involves appropriate CSO in the bidding process as required.</p> <p>Report on progress of CSOs involvement be put in HSSP2 Semi Annual and Annual Progress report in 2010 and for the rest of program time.</p> <p>Involvement of CSO i is included in Annual Progress Report</p>
<b>5</b>	<b>Element 5: Complaint Handling and Remedy Mechanism</b>					

	<b>Issue</b>	<b>Action to Mitigate Risk</b>	<b>Responsibility</b>	<b>Target/Monitoring <sup>1</sup></b>	<b>Status</b>	<b>Action/Target</b>
5a	Formal complaints handling and remedy mechanism covering all aspects of the Program.	Design and adopt a mechanism able to address complaints received on all Program components and sub-components and propose remedies.  Complaints handling procedures regarding procurement to follow process as set out in the SOP/PM.	MOH with IDA NOL.  MOH	Design and adopt mechanism by three months after Effectiveness. Pool partners to monitor adoption during supervision missions  IDA to monitor during prior or post reviews Pool partners to monitor adoption during supervision missions  IDA to monitor during prior or post reviews	SC: Complaint mechanism is in place and procedure recorded in the bidding and contract documents.  Update	Continue complaint handling mechanism which is in place.
<b>6</b>	<b>Element 6: Code of Ethical Conduct</b>					
6a	Program staff must to adhere to the Government's code of ethical conduct for civil servants.	MOH to disseminate widely the relevant sections on code of ethical conduct contained in the Common Statute for Civil Servants 1994.	MOH with a copy to pool partners.	Disseminate by one month after Effectiveness. Pool partners to verify its application during supervision missions.	PC: Dissemination to program staff has started and new MOH staff.  SC: Code of ethical conduct attached to all signed contracts (May 2010).	MOH follows the required procedural steps for code of ethical conduct.  MOH will continue to disseminate the code of ethical conduct to new staff.
<b>7</b>	<b>Element 7: Sanctions</b>					

	Issue	Action to Mitigate Risk	Responsibility	Target/Monitoring 1	Status	Action/Target
7a	Need to reinforce the Code of Ethical Conduct with sanctions for fraudulent and corrupt activity by staff of implementing agencies, the Program and contractors, suppliers and consultants.	<p>It has been agreed that the sanctions defined in the Civil Service Code of 1994 will be applied to all project staff. Sanctions against contractors, suppliers and consultants will be those defined in Section 3 of the SOP/PM.</p> <p>IDA to apply sanctions available in its general and project-specific legal agreements, including the WB Group's Anti-Corruption Guidelines (ACG) and Sanctions Regime issued in October 2006 and as may be updated subsequently.</p>	<p>MOH to disseminate sanctions with Code of Ethical Conduct.</p> <p>IDA to provide MOH a copy of its ACG and Sanctions Regime.</p>	<p>Disseminate sanctions along with the Code of Ethical Conduct by three months after Effectiveness.</p> <p>IDA provided copy of ACG to MOH during appraisal. IDA may apply sanctions whenever evidence is found.</p>	PC: Dissemination to program staff has started and new MOH staff.	.
<b>8</b>	<b>Element 8: Program Specific Elements</b>					
8a	Weak capacity to implement the Program at sub-national level.	A multi-department Health Service Delivery, Monitoring and Supportive Supervision Team satisfactory to the pool partners will be established in MOH to provide guidance to PHDs and ODs.	MOH with IDA NOL to composition of the Team on behalf of pool partners	<p>Agree composition of Team by one month after Effectiveness. Team to be established and functioning by two months after Effectiveness.</p> <p>To conduct regular monitoring activities.</p>	<p>SC: Internal Contracting Monitoring Group has been established.</p> <p>Few workshops have been conducted by the group</p> <p>C: SDMG has been established on 19 March 2010 (May 2010)</p> <p>SDMG jointed monitoring vist with JPIG in April 2013.</p> <p>Field monitoring have been conducted by SDMG to SOA between August and September 2013. (Nov 12 2013)</p>	<p>New SDMG members have been appointed in June 2012 (June 2012)</p> <p>Schedule of monitoring and supervision visit of SDMG to be developed and discussed at the next SDMG meeting.</p> <p>Regular monitoring of SDMG to sub-national level. (Nov 12 2013)</p> <p>SDMG conducted monitoring to SOAs in order to monitoring the quarterly progress and endorsement of SDG payment of quarter 1, 2, 3, and 4 of 2014.</p>



	Issue	Action to Mitigate Risk	Responsibility	Target/Monitoring 1	Status	Action/Target
8b	Ensure control of the allocation and use of performance linked Health Service Delivery Grants.	A Health Service Delivery Grant Operation Manual will be prepared defining the criteria and mechanisms for grant allocation, eligibility of proposed expenditure of grant funds, disbursement arrangements and methods for monitoring and performance evaluation.	MOH with IDA NOL to Manual on behalf of pool partners.	Manual to be approved for disbursement. See item 8d for monitoring during Program implementation.	C: SDG Manual has been approved before effectiveness.  Updated SDG manual has been approved and disseminated (May 2013)	The manual has been translated and disseminated (May 2010).  30 November 2011.  Revised SDG Manual in accordance with JPIG's comments has been circulated to JPIG in June 2012. (June 2012)  Translation of updated SDG manual expected to be done by end September 2013.  SDG manual in Khmer version have been distributed to all SOAs, relevant PHDs and SDMG members.
8c	Ensure control of the allocation and use of Health Equity Fund Grants.	A Health Equity Fund Grants Operation Manual will be prepared defining the arrangements for identification of the poor, the mechanisms for allocating benefits, management, administration arrangements and disbursement arrangements, and reporting, monitoring, evaluation and verification arrangements. The Manual will be aligned with the National Health Equity Fund Implementation Guidelines.	MOH with IDA NOL to Manual on behalf of pool partners.	Manual to be approved for disbursement. See item 8d for monitoring during Program implementation.	C: Manual has been approved.	The manual has been translated and disseminated in 2009
8d	Monitoring and physical verification of performance, service, meeting of targets and acceptable quality of all Program deliverables.	Employ an experienced firm to undertake an annual independent technical audit, under terms of reference and with expected positions in the team acceptable to the pooling partners to review and assess the scope, location and quality of all activities implemented under the Project, in reference to achievement of the Development Objectives and outputs.	Team composition and TOR to be agreed by pool partners and advised to MOH.	Agree TOR by August 2008, and Consultants on board by June 2009.	S: Drafted TOR for consultation.  Negotiate contract with technical auditing firm.  Technical audit has been integrated with financial audit for 2010 (November 2010).	MOH to communicate the draft TOR to pool partners by June 15, 2009.  Experienced firm will be selected by December 31, 2009.  TOR of combined technical and financial audit has been submitted to IPA (November 2010).

	Issue	Action to Mitigate Risk	Responsibility	Target/Monitoring <sup>1</sup>	Status	Action/Target
		The Technical Audit Consultants will report to the pool partners and MOH after each intermittent audit. MOH and the pool partners will review the audit reports and jointly develop an action plan to implement the audit recommendations and follow up their implementation status. MOH will update pool partners on the status of audit recommendation through the quarterly IFRs.	MOH and pool partners.	Not later than one month after receipt of each audit report. Monitoring of the implementation of audit recommendations on an ongoing basis by MOH and pool partners.	Signed contract for Technical and Financial Audit in November 2011.  See point 2f.  Combined technical and financial audit of Q2-2013 have been submitted on Oct 14, 2013. )Nov 12 2013)  Combined quarterly technical and financial audit report of 2014 have been submitted to Development Partners on time.	Combined Technical and Financial Audit consultant started their services in November 2011.(June 2012)  Continue good practice of submission combined quarterly technical and financial audit report to development partners on time.

#### ANNEX G. STATUS OF LEGAL COVENANTS FOR WB FINANCING AGREEMENT (CR. 4470-KH)

Agreement Reference	Language	Status as of January 2016
Schedule 2, Section I.A.1.(a)	Establish and maintain a Health Sector Steering Committee to provide overall policy direction and general oversight of the Program, including review and approval of AOPs	Complied with
Schedule 2, Section 1.A.1.(b)	Establish and maintain a Technical Working Group – Health, to serve as a consultation forum among the Recipient and Program Partners, and facilitate exchange of information and policy dialogue among the parties	Complied with

Agreement Reference	Language	Status as of January 2016
Schedule 2, Section I.B.1.(b)	Implement the Project in accordance with the Project Operational Manual, SDG Operational Manual, HEF Operational Manual and MBPI Manual	<p>Complied with</p> <p><i>Community scorecard is being piloted in 2011. CSC guideline and manual has been endorsed in May 2012.</i></p> <p><i>Cancellation of MBPI in 2009. Priority Operating Cost (POC) of MoH/HSSP2 of 239 positions is being implemented.</i></p> <p><i>POC cancelled in June 2012.</i></p> <p><i>Revised SDG Operational Manual approved January 2013.</i></p> <p>Translation of revised SDG Manual expected to be completed and disseminated by Dec 2013.</p> <p>SDG manual in Khmer version have distributed to all SOAs, relevant PHDs, SDGM members in July 2014.</p>
Schedule 2, Section I.B.2.(a)	Undertake a joint annual performance review to be held not later than March of every year, during which they will jointly review progress in sector performance in the light of the Program Performance Indicators, and identify priorities for the next planning cycle	Complied with
Schedule 2, Section I.B.2.(b)	Undertake a joint annual operational plan and appraisal not later than September of every year, during which AOPs for the forthcoming Fiscal Year are to be consolidated and endorsed for final approval, and each Program Partner's proposed share in the cost of the AOP and the Pooled Account, along with the Recipient's own counterpart contribution, shall be duly noted and recorded	<p>Complied with for AOP 2009 and 2010.</p> <p><i>JAPA 2011 conducted in January 2011 due to problem with new AOP database system development.</i></p> <p><i>JAPA 2012 was conducted in November 2011 (as suggested by the MOH in aide memoire May 2011)</i></p> <p><i>JAPA 2013 was conducted in November 2012.</i></p> <p><i>JAPA for 2014 is pending on national budget approval.</i></p>
Schedule 2, Section 1.B.3.(a)	Establish and maintain a single non-interest bearing foreign exchange account ("Pooled Account")	Complied with
Schedule 2, Section I.B.4.(a)	Proceeds of the Credit shall be used exclusively to finance Eligible Expenditures and in accordance with the respective AOP	Complied with
Schedule 2, Section I.B.4.(b)	The expenditures shall be deemed to have been jointly financed by the Pooling Partners in accordance with each Pooling Partner's previously agreed percentage share of funds in the Pooled Account	Complied with

Agreement Reference	Language	Status as of January 2016
Schedule 2, Section I.B.6.(a)	Maintain an advance account to be operated and maintained by MOH (“Counterpart Fund Account”), into which it shall deposit from time to time its counterpart contribution corresponding to its share of the cost of the AOP for each Fiscal Year	Complied with
Schedule 2, Section I.B.6.(b)	Not later than thirty days after the date of the first deposit of funds into the Pooled Account, deposit into the Counterpart Fund Account an initial advance corresponding to the Recipient’s share of the approved AOP for the first two quarters of the first Fiscal Year, and thereafter replenish the Counterpart Fund Account on a quarterly basis, taking into account the opening balance in the Counterpart Fund Account and the Recipient’s share of the cost of the AOP for the next following quarter	<p>Complied with  <i>(some delay of counterpart financing for SDG and HEF in 2010 and 2011).  Counterpart financing for SDG and HEF in 2012 not yet fully disbursed).  Counterpart financing for SDG disbursed up to Q4-2013.  Counterpart fund for HEF replenished on time.</i></p> <p><i>Counterpart financing fully disbursed in 2014</i></p> <p><i>Some delay in releasing Fund from the Bank to HSSP2’s Pooled Account led to delay in payment for HEF, SDG in Quarter 3, 2014.  Delay of signed Agreement between WB and Government of Cambodia cause the delay of releasing fund to SOAs and NGOs for Q3 Q4 2015</i></p>
Schedule 2, Section I.B.7	Establish a Joint Program Management Group (“Joint Program Management Group”) which shall meet on a quarterly basis, or more often as needed, to supervise the allocation of funds required to support activities to be financed out of the resources of the Pooled Account, review the application of such funds, and make recommendations for the release of new funds, based on satisfactory financial reports, cash forecasts and agreed triggers	Complied with
Schedule 2, Section I.B.8	Apply the proceeds of the Credit and pooled Account allocated to Grants to finance Subprojects for the benefit of Eligible Beneficiaries in accordance with the guidelines, procedures and criteria set forth in the SDG Operational Manual or HEF Operational Manual and additional terms and conditions in Part D of Section 2 of the Financing Agreement	Complied with
Schedule 2, Section I.B.9.(a)	Not later than June 30, 2011, undertake, in conjunction with the Association and other Program Partners, a midterm review	Complied with. The MTR was completed December 2011
Schedule 2, Section I.B.10	Recipient shall take necessary measures to avoid any interruption in service delivery or decline in service	Complied with though need to ensure timely disbursement to SOAs (timely submission of quarterly report for SDMG’s review

Agreement Reference	Language	Status as of January 2016
	standards across Provinces, including those to which the existing process of contractual arrangements involving NGOs applies pending adoption of the SDG Operational Manual	and approval in accordance with SDG Manual). SDMG will conduct field visits at least twice a year. SDG and HEF advance for two quarters instead of one quarter.
Schedule 2, Section I.C	The Recipient shall ensure that the Project is carried out in accordance with the provisions of the “Guidelines on Preventing and Combating Fraud and Corruption in Projects Financed by IBRD Loans and IDA Credits and Grants”, dated October 15, 2006 (“Anti-Corruption Guidelines”).	Complied with A mechanism for reporting complaint has been established in SDG manual.
Schedule 2, Section I.D.3.(b)	SDGs shall be provided out of resources provided by the Recipient’s central-level authorities to PHDs, using a resource allocation formula that takes into account population and other factors, to support the scaling up of delivery of integrated packages of essential preventive and curative care at district and health center levels, and on the basis of performance agreements between the Recipient’s central-level authorities and the Provinces	Complied with SDG has been disbursed direct to SOA Bank account
Schedule 2, Section I.D.3.(c)	SDGs shall be linked to Service Delivery Agreements (“SDAs”) to be signed between PHDs and Operational Districts (“ODs”) for service delivery, setting out the service delivery standards and performance targets upon which disbursements under the SDGs are contingent	Complied with
Schedule 2, Section I.D.3.(d)	HEF Grants shall be provided to Eligible NGOs to consolidate and expand the coverage of health care benefits packages available to the poor, and to finance membership dues for the benefit of participants in community-based health insurance schemes who are identified as poor	Complied with  MTR recommended that CBO shall be eligible for managing HEF. CBOs have been appointed (through) to manage HEF in Khan Meanchey, Angkor Cum OD, Pursat OD and SvayRieng OD.
Schedule 2, Section I.D.3.(d)	For purposes of every Grant, a Grant Agreement shall be signed into between the Recipient and Beneficiary, setting forth the respective obligations of the parties thereunder, including: (i) the amount of the Grant, along	Complied with

Agreement Reference	Language	Status as of January 2016
	<p>with details of the agreed disbursement schedule; (ii) procurement procedures consistent with Section III of Schedule 2 to this Agreement; (iii) provisions for audits of the Grant; (iv) the amount of any counterpart or matching contribution to be made by the Beneficiary from its own funds or from other sources; (v) details of the Environmental Management Plan, Land Acquisition and Resettlement Action Plan or Indigenous Peoples Plan, if any; and (vi) an undertaking on the part of the Beneficiary to execute the Subproject with due diligence and efficiency and, upon its completion, to have in place a maintenance program to ensure the continued achievement of the objectives of the Grant and any counterpart or matching contribution</p>	

Agreement Reference	Language	Status as of January 2016
Schedule 2, Section I.E.1.(a)	Implement the Project in accordance with the Social and Environmental Safeguards Framework	<p>Complied with but need to be closely follow-up and cross-reference with Aide memoire. TOR for IP consultation is being drafted and consultation will be conducted during Q3-2013.</p> <p>IP Consultation had been conducted. IPPF have been completed in Jun 2014.</p>
Schedule 2, Section I.E.1.(b)	For Subprojects requiring adoption of an Environmental Management Plan, a Land Acquisition and Resettlement Action Plan or an Indigenous Peoples Plan (i) have such Plans developed, approved and adopted; and (ii) comply or ensure compliance by the Beneficiaries with the requirements of such Plans	<p>No land acquisition is required under the HSSP2 construction plan. Land titles have been reviewed and acquired lands have been investigated. The review report is being submitted for Bank's approval.</p> <p>Land title for construction of 109 HCs and 5 HPs have been completed and concurred by the Bank. Land Acquisition Policy Framework will be updated with assistant from the Bank team. Land Acquisition Policy Framework updated and distributed to all SOAs and relevant PHDs in July 2014 IP consultation will be conducted in Dec 2013 and IPP will be developed accordingly. IPPF developed and distributed to all SOAs, relevant PHDs in July 2014</p>
Schedule 2, Section I.E.2	Regularly collect, compile and submit to the Association on a semi-annual basis reports on the status of compliance with the Social and Environmental Safeguards Framework, giving details of: (a) measures taken in furtherance of the Social and Environmental Safeguards Framework; (b) conditions, if any, which interfere or threaten to interfere with the smooth implementation of such Social and Environmental Safeguards Framework; and (c) remedial measures taken or required to be taken to address such conditions	<p>Draft first semester 2009 report has been submitted. 2009 Annual Report was submitted in March 2010. 1<sup>st</sup> Semi-annual report 2010 was submitted in October 2010. Annual Report of 2010 was submitted in April 2011. Draft first semester 2011 was submitted in November 2011. Delay due to the change to web-based HIS which required rigorous cross-check data quality. The draft Annual Performance Report 2011 was submitted in May 2012.</p> <p>First draft of Annual Progress Report will be shared with JPIG partners by mid-May 2013. Semi-annual performance report of first semester 2013 to be shared JPIG by Nov 15.</p>

Agreement Reference	Language	Status as of January 2016
Schedule 2, Section II.A.1	The Recipient shall monitor and evaluate the progress of the Project and prepare Project Reports in accordance with the provisions of Section 4.08 of the General Conditions and on the basis of the Program Performance Indicators. Each Project Report shall cover the period of six months, and shall be furnished to the Association not later than forty-five days (45) after the end of the period covered by such report.	<p>Complied with some delays. Since it is not possible to provide this within current timeframe, need to document agreement to allow 90 days.</p> <p>Draft semi-annual performance report of first semester 2014 shared with JPIG in December 8, 2014</p> <p>Draft Annual Performance Monitoring Report 2014 will be shared with JPIG in March 2015.</p>
Schedule 2, Section II.B.2	Prepare and furnish to the Association not later than 45 days after the end of each calendar quarter, interim financial reports for the Project covering the quarter	Complied with.
Schedule 2, Section II.B.3	Have the interim financial reports audited quarterly on a continuous basis, and its Financial Statements audited annually in accordance with the provisions of Section 4.09 (b) of the General Conditions. The interim audited financial reports for each quarter shall be furnished to the Association not later than 90 days after the end of the quarter. The audited Financial Statements for each Fiscal Year shall be furnished to the Association not later than six months after the end of the Fiscal Year.	<p>Complied with after delay. Annual financial audit 2010 was submitted on time. Annual audit financial report 2011 will be delayed due to the delay on the appointment of combined technical and financial auditing firm.</p> <p>IFR Q1-2013 have been shared with Partners. Audit opinion report for 2011 submitted to the Bank on 14 Oct 2013. IFR Q2-2013 submitted on time.</p> <p>IFR Q1, 2, 3 of 2014 submitted on time</p>
Schedule 2, Section II.B.4 (a)	Appoint, not later than three months after the Effective Date, an internal audit advisor to assist in strengthening the capacity of the internal audit department	<p>Contract signed in March 11 2010, the selected consultant was on board on 18<sup>th</sup> August 2010. Training to IAD staff will continue until November 2011. Will request for contract extension.</p> <p>TA for capacity building to internal audit department have been completed</p>
Schedule 2, Section II.B.4 (b)	Appoint, not later than six months after the Effective Date, an independent auditor to carry out annual technical and performance audits	<p>Complied with after delay (technical audit has been integrated with financial audit since semester 2, 2010). Combined technical and financial audit reports of 2014 submitted on time</p>



**ANNEX H. HEALTH EQUITY FUNDS**
**HEALTH FACILITIES CONTRACTED WITH HEALTH EQUITY FUND SCHEMES**

Province	No.	Operational District(s)	Cluster	Model	Source of Funding	HEFI	Contract Type	HEFO	Total HEF Coverage							
									NH	CPA3	CPA2	CPA1	Total Hospitals	#FDHs	# HCs	#HPs
Banteay Meanchey	1	Mongkol Borei	16	HEF	HSSP2	URC-CHS	OBC	PFD	0	1	0	1	2	0	21	2
	2	Poipet	16	HEF	HSSP2	URC-CHS	OBC	PFD	0	0	1	0	1	3	13	2
	3	Preah Net Preah	16	HEF	HSSP2	URC-CHS	OBC	PFD	0	0	0	1	1	1	14	5
	4	Thma Puok	13	HEF	HSSP2	URC-CHS	OBC	CHC	0	0	1	0	1	1	12	0
Battambang	5	Battambang	18	HEF	HSSP2	URC-CHS	OBC	PFD	0	1	0	0	1	3	20	5
	6	Maung Russei	18	HEF	HSSP2	URC-CHS	OBC	PFD	0	0	1	0	1	0	13	1
	7	Sampov Luon	18	HEF	HSSP2	URC-CHS	OBC		0	0	1	0	1	1	9	0
	8	Sangkae	18	HEF	HSSP2	URC-CHS	OBC	PFD	0	0	0	0	0	2	13	0
	9	Thmar Koul	18	HEF	HSSP2	URC-CHS	OBC	PFD	0	0	0	1	1	1	17	0
Kampong Cham	10	Batheay	10	HEF	HSSP2	URC-CHS	TBC	AFH	0	0	0	1	1	0	7	0
	11	Chamkar Leu	11	HEF	HSSP2	URC-CHS	OBC	AFH	0	0	0	1	1	0	12	0
	12	Choeung Prey	10	HEF	HSSP2	URC-CHS	TBC	AFH	0	0	0	1	1	0	7	0
	13	Kampong Cham - Kg. Siem	10	HEF	HSSP2	URC-CHS	TBC	AFH	0	1	0	0	1	1	20	0
	14	Prey Chhor - Kang Meas	11	HEF	HSSP2	URC-CHS	OBC	AFH	0	0	0	1	1	0	15	0
	15	Srey Santhor - Kang Meas	26	HEF	HSSP2	URC-CHS	OBC	CHC	0	0	1	0	1	0	13	0
	16	Stueng Trang	11	HEF	HSSP2	URC-CHS	OBC	AFH	0	0	0	0	0	0	11	0
Kampong Chhnang	17	Boribo	9	HEF	HSSP2	URC-SHP	TBC	RHAC	0	0	0	1	1	0	10	0
	18	Kampong Chhnang	9	HEF	HSSP2	URC-SHP	TBC	RHAC	0	1	0	0	1	3	14	0
	19	Kampong Tralach	9	HEF	HSSP2	URC-SHP	TBC	RHAC	0	0	0	1	1	0	12	0
Kampong Speu	20	Kampong Speu	21	HEF	HSSP2	URC-SHP	OBC	CHO	0	0	0	0	0	1	17	0
	21	Kong Pisey	21	HEF	HSSP2	URC-SHP	OBC	CHO	0	0	1	0	1	1	20	0
	22	Ou Dongk	21	HEF	HSSP2	URC-SHP	OBC	CHO	0	0	1	0	1	1	8	0
	23	Phnom Srouch	21	HEF	HSSP2	URC-SHP	OBC	CHO	0	0	0	0	0	0	5	0
Kampong Thom	24	Baray and Santuk	8	Linkage HEF& CBHI/Voucher	HSSP2	URC-CHS	TBC	AFH	0	0	1	0	1	1	20	0

Province	No.	Operational District(s)	Cluster	Model	Source of Funding	HEFI	Contract Type	HEFO	Total HEF Coverage							
									NH	CPA3	CPA2	CPA1	Total Hospitals	#FDHs	# HCs	#HPs
Kampot	25	Kampong Thom	8	Linkage HEF& CBHI/Voucher	HSSP2	URC-CHS	TBC	AFH	0	1	0	0	1	4	17	0
	26	Stong	8	Linkage HEF& CBHI/Voucher	HSSP2	URC-CHS	TBC	AFH	0	0	1	0	1	0	10	0
	27	Angkor Chey	14	HEF/Voucher	HSSP2	URC-SHP	TBC	BFH	0	0	0	0	0	0	11	0
	28	Chhouk	14	HEF/Voucher	HSSP2	URC-SHP	TBC	BFH	0	0	0	0	0	2	17	0
	29	Kampong Trach	14	HEF/Voucher	HSSP2	URC-SHP	TBC	BFH	0	0	0	0	0	1	13	0
	30	Kampot	14	HEF/Voucher	HSSP2	URC-SHP	TBC	BFH	0	1	0	0	1	0	14	0
	31	Ang Snuol	24	HEF	HSSP2	URC-SHP	OBC	PFD	0	0	0	1	1	0	8	0
	32	Kean Svay	23	HEF	HSSP2	URC-SHP	OBC	CHO	0	0	0	1	1	1	6	0
	33	Koh Thom	23	HEF	HSSP2	URC-SHP	OBC	CHO	0	0	1	0	1	1	11	0
	34	Ksach Kandal	24	HEF	HSSP2	URC-SHP	OBC	PFD	0	0	0	0	0	1	14	0
Kandal	35	Leuk Deak	23	HEF	HSSP2	URC-SHP	OBC	CHO	0	0	0	1	1	0	6	0
	36	Lvea Em	24	HEF	HSSP2	URC-SHP	OBC	PFD	0	0	0	1	1	2	9	0
	37	Muk Kam Poul	24	HEF	HSSP2	URC-SHP	OBC	PFD	0	0	1	0	1	2	4	0
	38	Ponhea Leu	24	HEF	HSSP2	URC-SHP	OBC	PFD	0	0	0	1	1	1	8	0
	39	Saang	23	HEF	HSSP2	URC-SHP	OBC	CHO	0	0	0	1	1	2	11	0
	40	Takhmao	23	HEF	HSSP2	URC-SHP	OBC	CHO	0	0	0	0	0	1	10	0
Kep	41	Kep	14	HEF/Voucher	HSSP2	URC-SHP	TBC	BFH	0	0	0	1	1	0	4	1
Koh Kong	42	Smach Mean Chey	2	HEF	HSSP2	URC-CHS	TBC	RHAC	0	0	1	0	1	3	4	3
	43	Srae Ambel	2	HEF	HSSP2	URC-CHS	TBC	RHAC	0	0	0	1	1	1	4	0
Kratie	44	Chhlong	7	HEF	HSSP2	URC-SHP	TBC	AFH	0	0	1	0	1	1	8	3
	45	Kratie	7	HEF	HSSP2	URC-SHP	TBC	AFH	0	1	0	1	2	1	19	9
Mondul Kiri	46	Sen Monorom	5	HEF	HSSP2	URC-CHS	TBC	AFH	0	0	1	0	1	0	11	16
Oddar Meanchey	47	Samraong	13	HEF	HSSP2	URC-SHP	OBC	CHC	0	0	1	1	2	0	32	0
Pailin	48	Pailin	18	HEF	HSSP2	URC-SHP	OBC	PFD	0	0	0	0	0	0	6	0
Phnom Penh	49	Bassak							0	0	0	1	1	0	7	0
	50	Chaktomouk	17	HEF	HSSP2	URC-SHP	OBC	KCHP	1	1	0	0	2	2	3	0
	51	Dang Koa	17	HEF	HSSP2	URC-SHP	OBC	KCHP	0	0	0	0	0	0	5	0
	52	Mekong	17	HEF	HSSP2	URC-SHP	OBC	KCHP	0	0	0	2	2	0	7	0

Province	No.	Operational District(s)	Cluster	Model	Source of Funding	HEFI	Contract Type	HEFO	Total HEF Coverage							
									NH	CPA3	CPA2	CPA1	Total Hospitals	#FDHs	# HCs	#HPs
	53	Por Senchey	17	HEF	HSSP2	URC-SHP	OBC	KCHP	0	0	0	1	1	0	5	0
	54	Sen Sok	17	HEF	HSSP2	URC-SHP	OBC	KCHP	0	0	0	1	1	0	4	0
Preah Vihear	55	Tbeng Meanchey	6	HEF	HSSP2	URC-CHS	TBC	AFH	0	1	0	0	1	9	14	0
Prey Veng	56	Baphnom	22	HEF/Voucher	HSSP2	URC-SHP	OBC	CHC	0	0	0	0	0	1	7	0
	57	Kamchay Mear	22	HEF/Voucher	HSSP2	URC-SHP	OBC	CHC	0	0	0	1	1	1	11	0
	58	Kampong Trabek	22	HEF/Voucher	HSSP2	URC-SHP	OBC	CHC	0	0	0	0	0	0	11	0
	59	Mesang	22	HEF/Voucher	HSSP2	URC-SHP	OBC	CHC	0	0	0	1	1	0	9	0
	60	Neak Loeung	22	HEF/Voucher	HSSP2	URC-SHP	OBC	CHC	0	0	1	0	1	2	9	0
	61	Pearaing	22	HEF/Voucher	HSSP2	URC-SHP	TBC	CHC	0	0	1	0	1	0	9	0
	62	Porieng	3	HEF/Voucher	HSSP2	URC-SHP	OBC	AFH	0	1	0	0	1	0	5	0
	63	Preah Sdach	3	HEF/Voucher	HSSP2	URC-SHP	TBC	AFH	0	0	0	1	1	0	9	0
	64	Sithor Kandal	3	HEF/Voucher	HSSP2	URC-SHP	TBC	AFH	0	0	0	1	1	0	6	1
	65	Svay Antor	22	HEF/Voucher	HSSP2	URC-SHP	OBC	CHC	0	0	0	1	1	1	13	0
Pursat	66	Bakan							0	0	0	1	1	0	11	0
	67	Sampov Meas							0	1	0	2	3	1	27	3
Ratanakiri	68	Banlong	5	HEF	HSSP2	URC-CHS	TBC	AFH	0	0	1	1	2	7	7	16
Siemreap	69	Ankor Chhum	29	Linkage HEF& CBHI	HSSP2	URC-CHS	OBC	STSA	0	0	0	2	2	0	21	0
	70	Kralanh	13	Linkage HEF& CBHI	HSSP2	URC-CHS	OBC	CHC	0	0	1	0	1	1	13	0
	71	Siem Reap	12	HEF	HSSP2	URC-CHS	OBC	PFD	0	1	0	0	1	1	27	0
	72	Sot Nikum	12	HEF	HSSP2	URC-CHS	OBC	PFD	0	0	1	0	1	1	24	0
Sihanoukville	73	Preah Sihanouk	19	HEF	HSSP2	URC-SHP	OBC	BFH	0	1	0	0	1	0	13	1
Stung Treng	74	Steung Treng	20	HEF	HSSP2	URC-SHP	OBC	CHO	0	1	0	0	1	2	10	0
Svay Rieng	75	Chi Phu	27	HEF/Voucher	HSSP2	URC-SHP	OBC	SRHF O	0	0	0	0	0	0	9	0
	76	Romeas Hek	27	HEF/Voucher	HSSP2	URC-SHP	OBC	SRHF O	0	0	0	0	0	0	11	0
	77	Svay Rieng	27	HEF/Voucher	HSSP2	URC-SHP	OBC	SRHF O	0	1	0	0	1	0	13	0
	78	Svay Teap	27	HEF/Voucher	HSSP2	URC-SHP	OBC	SRHF O	0	0	0	0	0	0	10	0
Takeo	79	Ang Rokar	1	Linkage HEF& CBHI	HSSP2	URC-CHS	TBC	BFH	0	0	0	1	1	0	11	1
	80	Bati	15	Linkage HEF& CBHI	HSSP2	URC-SHP	TBC	BFH	0	0	0	1	1	1	13	0

Province	No.	Operational District(s)	Cluster	Model	Source of Funding	HEFI	Contract Type	HEFO	Total HEF Coverage							
									NH	CPA3	CPA2	CPA1	Total Hospitals	#FDHs	# HCs	#HPs
Tbong Khmum	81	Daun Keo	25	Linkage HEF& CBHI	HSSP2	URC-SHP	TBC	BFH	0	1	0	0	1	1	14	0
	82	Kirivong	1	Linkage HEF& CBHI	HSSP2	URC-SHP	TBC	BFH	0	0	1	0	1	0	13	0
	83	Koh Andet							0	0	0	1	1	0	11	0
	84	Prey Kabass	15	Linkage HEF& CBHI	HSSP2	URC-SHP	TBC	BFH	0	0	0	1	1	1	13	0
	85	Kroch Chhmar	26	HEF	HSSP2	URC-CHS	OBC	CHC	0	0	0	1	1	0	9	0
	86	Memut	4	HEF	HSSP2	URC-CHS	TBC	RHAC	0	0	1	0	1	0	11	0
	87	O Reang Ov	26	HEF	HSSP2	URC-CHS	OBC	CHC	0	0	0	1	1	0	8	0
	88	Ponhea Krek - Dambae	4	HEF	HSSP2	URC-CHS	TBC	RHAC	0	0	1	0	1	0	17	0
	89	Tbong Khmum	4	HEF	HSSP2	URC-CHS	TBC	RHAC	0	0	1	0	1	0	16	0