



J-PAL SEA

Completion Report

December 2022

Table of Contents

List of Acronyms	2
Executive Summary	5
I. Introduction	10
1.1. About J-PAL SEA	10
1.2. The transition from Phase 1 to Phase 2	10
1.3. J-PAL SEA Phase 2	11
II. Operational Context	14
III. J-PAL SEA's Contribution to Evidence-Informed Decision-Making in Indonesia	16
3.1. EOPO 1: Researchers and J-PAL SEA's Government, donor, and non-government partners are increasingly supporting the generation of data and evidence to inform decision making	16
3.2. EOPO 2: Government, donor, and private sector partners are increasingly using data and evidence to inform policymaking.	24
3.3. EOPO 3: Governments, academics, donors, and partners have the capability to understand what rigorous impact evaluations (including randomised evaluations) are and why they are useful in policy design and decision making.....	30
IV. Sustainability	38
V. Mainstreaming Gender, Disability, and Social Inclusion (GEDSI) in J-PAL SEA Activities.....	41
VI. Monitoring and Evaluation	46
VII. Operations.....	48
VIII. Risks.....	51
Annexes	53
9.1. Training participants of J-PAL SEA Courses in Phase 2.....	53
9.2. Research Partners	62
9.3. List of studies based on Gender Categories	65
9.4. Research Performance Expectation Rubric.....	67
9.1. Summary of J-PAL SEA Studies in Phase 2	75
9.2. Articles/Publications referencing J-PAL SEA (total 93 from 2018-2022).....	112

List of Acronyms

Acronym	Indonesia	English
Generasi	Program Nasional Pemberdayaan Masyarakat Generasi Sehat dan Cerdas	National Program for Community Development
Bappenas	Badan Perencanaan Pembangunan Nasional	National Development Planning Agency
KSP	Kantor Staf Presiden	Presidential Staff Office
BP2MI	Badan Perlindungan Pekerja Migran	National Board for the Placement and Protection of Indonesian Overseas Workers
BMFG		Bill and Melinda Gates Foundation
BPJS TK	Badan Penyelenggara Jaminan Sosial Ketenagakerjaan	National Social Security Agency for Workers
BPNT / Kartu Sembako	Bantuan Pangan Non-Tunai	Non-Cash Food Assistance Program
DFAT		Department of Foreign Affairs and Trade
DG Tax		Directorate General of Tax
EOPO		End of Program Outcome
Generasi		The National Community Empowerment Program
GoA		Government of Australia
Gol		Government of Indonesia
IFII		Inclusive Financial Innovations Initiative
IRB		Institutional Review Board
IRF		Indonesia RCT Fund

Acronym	Indonesia	English
JKN	Jaminan Kesehatan Nasional	National Health Insurance
J-PAL		Abdul Latif Jameel Poverty Action Lab
J-PAL SEA		J-PAL Southeast Asia
Kartu Prakerja		Pre-employment cards
KemenkoPMO	Kementerian Koordinator Bidang Perekonomian	Coordinating Ministry for Economic Affairs
Kemenko Perekonomian	Kementerian Koordinator Bidang Perekonomian Republik Indoneisa	Coordinating Ministry for Economic Affairs
Kominfo	Kementerian Komunikasi dan Informatika	Ministry for Communication and Information
KSP	Kantor Staf Presiden	Presidential Staff Office
MELP		Monitoring and Evaluation Plan
MoECRT	Kementerian Pendidikan, Kebudayaan, Riset dan Teknologi	Ministry of Education, Culture, Research and Technology
MoSA	Kementerian Sosial	Ministry of Social Affairs
MoVDT	Kementerian Desa, Pembangunan Daerah Tertinggal dan Transmigrasi	Ministry of Village, Development of Disadvantage Regions, and Transmigration
PKH	Program Keluarga Harapan	Conditional Cash transfer
RPJMN	Rancangan pembangunan Jangka Menengah Nasional	National Medium-Term Development Plans
PMO		Program Management Office
Prospera	Program Kemitraan Indonesia Australia untuk Perekonomian	Australia Indonesia Partnership for Economic Development

Acronym	Indonesia	English
Rastra	Beras Sejahtera	Rice for the Poor program
RE	Evaluasi Acak	Randomized Evaluation
TGUPP	Tim Gubernur untuk Percepatan Pembangunan	TGUPP
Posyandu	Pos Layanan Terpadu	Integrated service post, usually in the form of a monthly clinic for children and pregnant mothers
TNP2K	Tim Nasional Percepatan Penanggulangan Kemiskinan	National Team for the Acceleration of Poverty Reduction
RE / RCT	Evaluasi Acak	Randomized Evaluation / Randomized Control Trial
SUSENAS	Survei Sosial Ekonomi Nasional	The National Social Economic Survey
UI	Universitas Indonesia	University of Indonesia
LPEM-FEB UI	Lembaga Penyelidikan Ekonomi dan Masyarakat, Fakultas Ekonomi dan Bisnis, UI	Institute for Economic and Social Research within the Faculty of Economy and Business
PERISAI	Penggerak Jaminan Sosial Indonesia	National Social Security Activists (BPJS TK agents with roles to increase the enrolment of their program)
PSPK	Pusat Studi Pendidikan dan Kebijakan	Centre for Education Study and Policy

Executive Summary

The Abdul Latif Jameel Poverty Action Lab Southeast Asia (J-PAL SEA) was established in 2013 at the Faculty of Economics and Business at the University of Indonesia (FEB UI). J-PAL SEA strategies in contributing to evidence-informed policymaking are made in line with the Government of Indonesia's (GoI) policy priorities to invest in human capital and employment, effective governance, as well as the Government of Australia's (GoA) aim to promote a more prosperous and inclusive Indonesia. The GoA invested in J-PAL SEA in two Phases. Phase 1, from 2012 to 2017, GoA, through its Department of Foreign Affairs and Trade (DFAT), provided AUD 6.4 million. In Phase 2, from 2017-2022, DFAT provided AUD 10.9 million¹. This completion report will focus on J-PAL SEA achievements, how the achievements were made, and reflections throughout Phase 2 of DFAT funding.



Picture 1. Female BPNT Agent in Cimahi, West Java. Photo by: J-PAL SEA

¹ J-PAL SEA initial grant from DFAT for Phase 2 was AUD 10 million initially, In 2019, DFAT provided an additional AUD 1.9 million for two specific studies on female migrant workers and their use of growth chart in childhood development to tackle the issue of stunting in Indonesia.

J-PAL SEA's contribution to strengthening evidence-informed decision-making related to poverty reduction and development can be categorised into three main themes:

I. Increasing support for the generation of data and evidence to inform decision-making.

In Phase 2, researchers and partners from government, private sector and donors are increasingly supporting the generation of data and rigorous evaluations.² This achievement can be seen by the increased number of studies managed by J-PAL SEA and number of partnerships. Over the course of five years, J-PAL SEA managed 42 studies.³ J-PAL SEA worked with long-term partners such as the National Team for the Acceleration of Poverty Reduction (TNP2K), Ministry of Social Affairs (MoSA) and National Planning Agency (Bappenas) to create new studies as well as engage with new organisations. In Phase 2, J-PAL SEA increased its research partnerships to 71 organisations, 33 of which are new partners that was not engaged in Phase 1. Apart from organisations, J-PAL SEA evidence is supported by both international researchers who are affiliated with the J-PAL network and Indonesian researchers. Prior to 2012, there are only 2 Indonesian researchers who are experienced in conducting RE, in Phase 1 J-PAL SEA collaborated with an additional 11 Indonesian researchers (6 Male, 5 Female) and doubled the number in Phase 2 to 28 new Indonesian researchers (15 Male, 13 Female).

Among the partnerships generated in Phase 2, two full scale RE have directly contributed to our broader goal to strengthen evidence informed policymaking. J-PAL SEA's generation of evidence on Rastra Reform (Bantuan Beras Sejahtera also known today as Sembako Program)⁴ and Kartu Prakerja (Pre-employment Cards) Program⁵ has informed Gol's decision to continue and scale programs. When evaluating the Rastra Program, J-PAL SEA researchers found the transition from in-kind food transfer to electronic vouchers that can be exchanged for rice and protein reduced poverty rate by 20 percent for the poorest 15 percent of households. Following the findings, the Gol increased the number of recipients from 10.2 million to 18.8 million in 2021.⁶

J-PAL SEA's ability to increase the number of studies displays how Indonesian stakeholders have become more supportive toward the generation of rigorous evidence. With these partnerships J-PAL SEA have expanded its long-term partnerships in new sectors such as education, health, financial inclusion, and governance that is likely to persist after Phase 2 of DFAT funding.

² J-PAL defines impact evaluation as a type of evaluation aims to make a causal link between a program or intervention and a set of outcomes and tries to answer the question of whether a program is responsible for changes in the outcomes of interest. Impact evaluations estimate program effectiveness usually by comparing outcomes of those who participated in the program against those who did not participate.

³ In Phase 1, J-PAL SEA manages 23 studies.

⁴ Rastra Reform has been called *Bantuan Pangan Non-Tunai*/BPNT to now Sembako Program. For the study, J-PAL SEA collaborates with the Ministry of Social Affairs (MoSA), National Development Planning Agency (Bappenas), the National Team for the Acceleration of Poverty Reduction (TNP2K), Coordinating Ministry of Social Affairs (Kemenko-PMK), and the National Statistics Agency (BPS)

⁵ Kartu Prakerja is a national program to aimed to upskill workers who recently experienced lay-off or are currently unemployed. Beneficiaries receive subsidies to join class of their choice to obtain certificates or support entrepreneurship as well as cash transfers. To evaluate the program J-PAL SEA partnered with the Project Management Office (PMO) for Kartu Prakerja under the Coordinating Ministry of Social Affairs and Prospera.

⁶ Ministry of Finance. [View "Buku II: Nota Keuangan beserta RAPBN 2022"](#)

II. Increasing the use of data and evidence to inform policy decision-making.

In Phase 2, policy makers have accessed more J-PAL SEAs RE to inform their policy decision making. Showcasing J-PAL SEA success in contributing to our broader goal, RE led by our affiliated researchers had informed at least five policy decision in this Phase in comparison to four policy decision in Phase 1. In 2018, the positive long-term impact—six years after the initial roll out—of Indonesia's conditional cash transfer (Program Keluarga Harapan, PKH) informed government plans to increase the allocation of funding for the program. In 2019, J-PAL SEA's collaboration with Transjakarta has introduced a culture of evidence in managing Jakarta's mass public transportation. By assisting in creating a data management system, the Transjakarta team uses the data daily to allocate buses to routes and increase the reliability of bus arrival. In 2020, J-PAL SEA informed the use of community targeting to determine the eligibility for COVID-19 cash transfers in villages. In 2021, J-PAL SEA findings informed the scale up of the Rastra Reform and the continuation of the Kartu Prakerja program.

J-PAL SEA success to increase the use of data is developed by building the trust from developing partners and developing their understanding on RE in the past five years. In Phase 2, J-PAL SEA received 23 demands for evidence from partners. Among these requests, J-PAL SEA responded to the government's demand for evidence during the pandemic by providing recommendations to expand social protection and through conducting online surveys. J-PAL SEA provided policy recommendations to apply community verification⁸ to update the list of social protection beneficiaries. The study's findings were delivered to the Gol on 3 April 2020. As of September 2020, the cash transfer has been distributed to 8 million recipients.⁷ Among the recipients, 2.5 million are women who are breadwinners who had not received any social safety net programs.⁸ Additionally, the use of community and self-targeting has also been adopted by the MoSA to improve the selection of beneficiaries for social protection programs. Meanwhile, the results of online surveys provided our government agencies such as the National Planning Agency (Badan Perencanaan Pembangunan Nasional, Bappenas) and Presidential Secretariat Office (Kantor Staff Presiden, KSP) as well as our development partners with a snapshot of the social-economic impact of COVID-19 on the ground. Maintaining regular policy engagement is one of the main supporting factors in providing timely evidence.

III. Increasing understanding of the value and usefulness of rigorous evaluations.

In Phase 2, some J-PAL partners have been promoting the use of RE and rigorous evidence for policy making following to their participation in J-PAL capacity building activities. J-PAL SEA capacity building activities can be divided into training events and direct hands-on training from research collaborations. Over the past five years, J-PAL SEA training event has reached 991 participants from various government institution, donors, private sector, DFAT programs, academics, and NGO.⁹ Several alumni of J-PAL SEA trainings have assisted in building new studies. For example, at the provincial level, J-PAL SEA collaborated with Transjakarta to improve its data management system to

⁷ Cabinet Secretariat of Indonesia. "[Gov't Disburses Village Fund for Covid-19 handling, cash for work, cash transfer.](#)" 24 September 2020.

⁸ *Ibid*

⁹ A breakdown of the number of participants per organizations is available in [Annex 9.3](#).

increase bus arrival reliability and ridership and with Jakarta Provincial government to distribute cash transfers to incentive early childhood education. At the national level, J-PAL SEA works with the Ministry of Education, Research, Culture and Technology (MoECRT) to evaluate several of its programs. From organising multiple training courses, we have learned that customising J-PAL SEA courses can increase the relevance of the training to partners.

J-PAL SEA had also contributed in increasing the number of Indonesian researchers who are experienced in high quality research production. As mentioned previously, J-PAL SEA worked with 28 new Indonesian researchers in Phase 2. Among all the researchers engaged by J-PAL SEA, 36% have worked in more than one RE. With knowledge in their respective fields and experience in managing RE, these researchers have assisted J-PAL SEA in policy engagements and in providing our partners with technical advice.

J-PAL SEA Operations

Over the past five years, J-PAL SEA's contribution to strengthening evidence-informed policy making has been made possible by the support of DFAT funding. J-PAL SEA research, policy, and capacity-building activities often go hand in hand to achieve J-PAL SEA's broader goals. Most of DFAT core grant funding has been allocated as research grants for J-PAL SEA researchers and affiliates. This research grant, managed internally as Indonesia RCT (Randomised Control Trial) Fund (IRF), prioritises studies relevant to Indonesia's and DFAT's priorities and provide incentives for researchers to create an inclusive research design to represent the experience of women and people with disabilities (PwD). J-PAL SEA has increased its investment to mainstream gender, disability, and social inclusion. In this phase, 29 out of the 41 studies (70%) managed by J-PAL SEA plans around gender dynamic or actively tries to inform policy improvements that aims to address gender inequality.¹⁰ Additionally, in 2021, nine ongoing and exploratory studies included plans to incorporate questions on disability.¹¹

Generating policy relevant research to inform Gol decision making process are not without its challenges. Three of the biggest risks to J-PAL SEA operations in Phase 2 is the changes within our partners (both personnel and programs) and the COVID-19 pandemic. To manage risks, J-PAL SEA maintains engagement with our partners and monitor its potential impact on the timeliness of research and policy activities. In some cases, studies are postponed or hibernate as researchers prioritise conducting the most relevant research to our partners.

In comparison to Phase 1, J-PAL SEA has significantly improved in creating a structure to capture its contribution and progress in reaching its broader goals. Progress and challenges are discussed quarterly. In addition to tracking research, policy, and training activities, J-PAL SEA tracks its budget spending and human resource challenges. Throughout Phase 2, J-PAL SEA has largely operated on track and within budget. A

¹⁰ As comparison in Phase 1, 10 out of 23 studies (43%) were gender sensitive or transformative.

¹¹ A list of studies with survey questions on PwD; E-commerce, digital lending, vocational education, Kartu Prakerja, Child Marriage, Stunting Growth Chart, Village governance, Disaster Insurance Index, Islamic Finance

reduction on expenditure mainly occurred in 2020 with regards to travel budget. Whereas for research, policy and training expense during COVID-19 were re-allocated to remote activities to fulfil pressing need for evidence from the government.

Moving Forward

After Phase 2 of DFAT core funding, J-PAL SEA will continue to fill the gaps between research and policy formulation in Southeast Asia. Indonesia's aim of economic transformation to recover from the social-economic impacts of COVID-19 requires research and innovation, as mentioned in the keynote speech of the Head of the Bappenas.¹¹ The increasing demand from policymakers for evidence creates an opportunity for J-PAL SEA to expand its research project. As of 2022, J-PAL SEA has secured donors outside of DFAT to continue our operations for the next two to three years. In addition to Bill and Melinda Gates Foundation (BMGF), which covers J-PAL SEA activities related to financial inclusion, J-PAL SEA has received grants from Co-Impact and King Climate Action Initiative (K-CAI) managed by J-PAL Global. While to support our capacity building efforts, we received funding from Riady Foundation to provide scholarships for J-PAL Micromaster program¹² aimed for Indonesian student and professionals to develop skills in conducting rigorous evaluations. These new funding streams will focus on creating capacity building and policy engagements to generate new partnerships on gender and environmental issue

¹² J-PAL Micromaster is a collaboration with Massachusetts Institute of Technology (MIT). Learners who receive the MicroMasters program credential will then be eligible to apply to MIT's new [Master's program in Data, Economics, and Development Policy](#). If accepted, students will earn credit for the MicroMasters program courses and will be able to pursue an accelerated on-campus master's degree at MIT.

I. Introduction

1.1. About J-PAL SEA

The Abdul Latif Jameel Poverty Action Lab (J-PAL) is a global research centre working to reduce poverty by ensuring policy is informed by scientific evidence. In 2013, J-PAL SEA was established as the fifth regional office under the University of Indonesia's Institute for Economic Social Research (LPEM FEB UI). Anchored by affiliated researchers worldwide, J-PAL SEA conducts randomised evaluations to provide practical solutions that matter to partners and assist in the scale-up of effective programs. Since its establishment, J-PAL SEA's core activities, such as operations, policy engagement, and capacity building, have been funded mainly by DFAT grant arrangements. Research activities are funded by a mixture of DFAT grants and external funding.

1.2. The transition from Phase 1 to Phase 2

In Phase 1, J-PAL SEA was committed to achieving two primary goals. First, strengthening evidence-based policymaking in the Indonesian government. Second, building local capacity to design and implement international quality economic research. Between 2012-2017, J-PAL SEA achieved its first end-of-program outcome (EOPO) to strengthen evidence-informed policymaking within the Indonesian government by contributing to four national policies.¹³ The process of influencing these policies occurred due to the research collaboration with Bappenas, the National Team for the Acceleration of Poverty Reduction (TNP2K), the National Security Agency for Health (BPJS Kesehatan), and the National Board for the Placement and Protection of Indonesian Overseas Workers (BP2MI). In one instance of policy change, for example, J-PAL SEA collaborated with TNP2K to evaluate the impact of providing ID cards for rice subsidy. The study found that ID cards reduced leakages and boosted the subsidy received by poor households by 26 percent.¹⁴ Following the evaluation, the GoI decided to scale up the Social Protection ID Cards (Kartu Perlindungan Sosial/KPS) to reach 15.5 million households (65 million people) in 2013.¹⁵ Since then, the KPS cards have led to an estimated AUD 82.4–173.9 million in additional subsidies going to poor households annually. The one-year returns to poor households were more than 79 times the cost of the evaluation and 14 times the cost of GoA's total investment in J-PAL SEA.¹⁶

¹³ In 2013, TNP2K scale up of (1) Social Protection ID cards nationwide and (2) modified their methods for determining eligibility for the direct cash transfer (BLT) program to incorporate community feedback on the beneficiary lists. Evidence of J-PAL SEA contribution is taken from a quote made by Bambang Widianto, Executive Secretary of National Team for Accelerating Poverty Reduction. [View the video "Translating Research Into Action."](#) Remarks at the Launch of J-PAL SEA launch event. 25 June 2013. The remarks about community-based targeting evaluation begin at minute 5:10 and end at 7:15. Remarks about the Raskin card evaluation begin at 8:00. (3) In 2016, BPJS Kesehatan abandoned plans to increase premium prices for third-class membership in its JKN program, avoiding drops in enrolment, retention, and an increase in its budget deficit. For examples, see: Aditya Budiman, [view the article "Jokowi Batalkan Kenaikan Iuran BPJS Kesehatan Kelas III,"](#) *Tempo.co*, March 31, 2016. (4) In 2015, BP2MI developed a quality ranking system for placement agencies that match international migrants with an employer, inspired by an intervention created by J-PAL SEA affiliated researchers. The statement of the take up was provided by BP2MI in a one-on-one engagement with affiliated researchers

¹⁴ J-PAL Policy Briefcase. "[Empowering citizens with information: improving access to social assistance in Indonesia](#)"

¹⁵ TNP2K. Press Release 12 June 2013. www.tnp2k.go.id/articles/kartu-perlindungan-sosial-kps-untuk-memperbaiki-target-program-perlindungan-sosial

¹⁶ This was calculated using the average annual IDR-AUD exchange rate for 2013-2016.

In preparation for Phase 2, with assistance from Clear Horizon, J-PAL SEA developed a Monitoring, Evaluation, and Learning Plan (MELP) to structure and capture our growth.¹⁷

For Phase 2, J-PAL SEA considered several aspects to determine its growth. First, to expand research partnerships in new sectors and with new partners. Second, to sustain existing partners, create platforms for technical advisory support through one-on-one engagement, and facilitate more exposure to J-PAL SEA activities. Third, to try different approaches to strengthen local capacity in conducting rigorous research. The availability of tools from the MELP allows better monitoring of how our activities progress to our end-of-program objectives, capture learnings, and meet the expectations of various stakeholders.

1.3. J-PAL SEA Phase 2

In Phase 2, J-PAL SEA aims to contribute to our broader goal of "Strengthening evidence-informed policymaking related to poverty reduction and development." To contribute to our broader goals, J-PAL SEA is accountable for three end-of-program outcomes (EOPO):

- EOPO 1: Researchers and J-PAL SEA's Government, donor, and non-government partners are **increasingly supporting the generation of data and evidence** to inform decision-making.
- EOPO 2: Government, donor, and private sector partners increasingly use **data and evidence to inform policy decision-making**.
- EOPO 3: Governments, academics, donors, and partners can **understand what rigorous impact evaluations**, including randomised evaluations, are and why they are useful in policy design and decision-making.

In our broader goal, J-PAL SEA defines policy making broadly to capture policy decisions, processes, and implementation of programs. J-PAL SEA end-of-program outcomes are based on our three main activities: research, policy outreach, and capacity building. By conducting research activities alongside our partners, we expect GoI and development partners to be exposed to how randomised evaluations can support their decision-making process. Furthermore, by being exposed to and understanding the method's usefulness, we aim for GoI and development partners to become more supportive of data and evidence generation. Indirectly, EOPO 1 for research also contributes to the objective of our policy team (EOPO 2). Under EOPO 2, government, donor, and private sector partners increasingly use data. Activities such as evidence sharing, workshops, and one-on-one engagement are conducted to achieve this objective and build demand for J-PAL SEA work. Lastly, J-PAL SEA conducts training events, supports staff in applying for high-quality education and policy positions, and creates an environment for learning. By building the capacity of Indonesian staff and researchers, J-PAL SEA aims to increase the supply of experienced researchers in high-quality research production.

By implementing our MELP, we establish structures for J-PAL SEA to strategise activities

¹⁷ Clear Horizon. [J-PAL SEA Monitoring Evaluation and Learning Plan](#). 18 December 2018

and document short-term outcomes that lead to our end-of-program objectives. For example, by monitoring whether new studies are fit-for-purpose, research managers are aware of the target to ensure the research being developed is relevant to Gol and GoA priorities. Furthermore, the research process is documented for our internal monitoring. As a result, the J-PAL SEA Monitoring & Evaluation (M&E) team can trace if studies in development are relevant to government policy priorities and whether the studies have informed the scale-up of programs



Picture 2. Female surveyor collecting data for the vaccination study. Photo by: J-PAL SEA

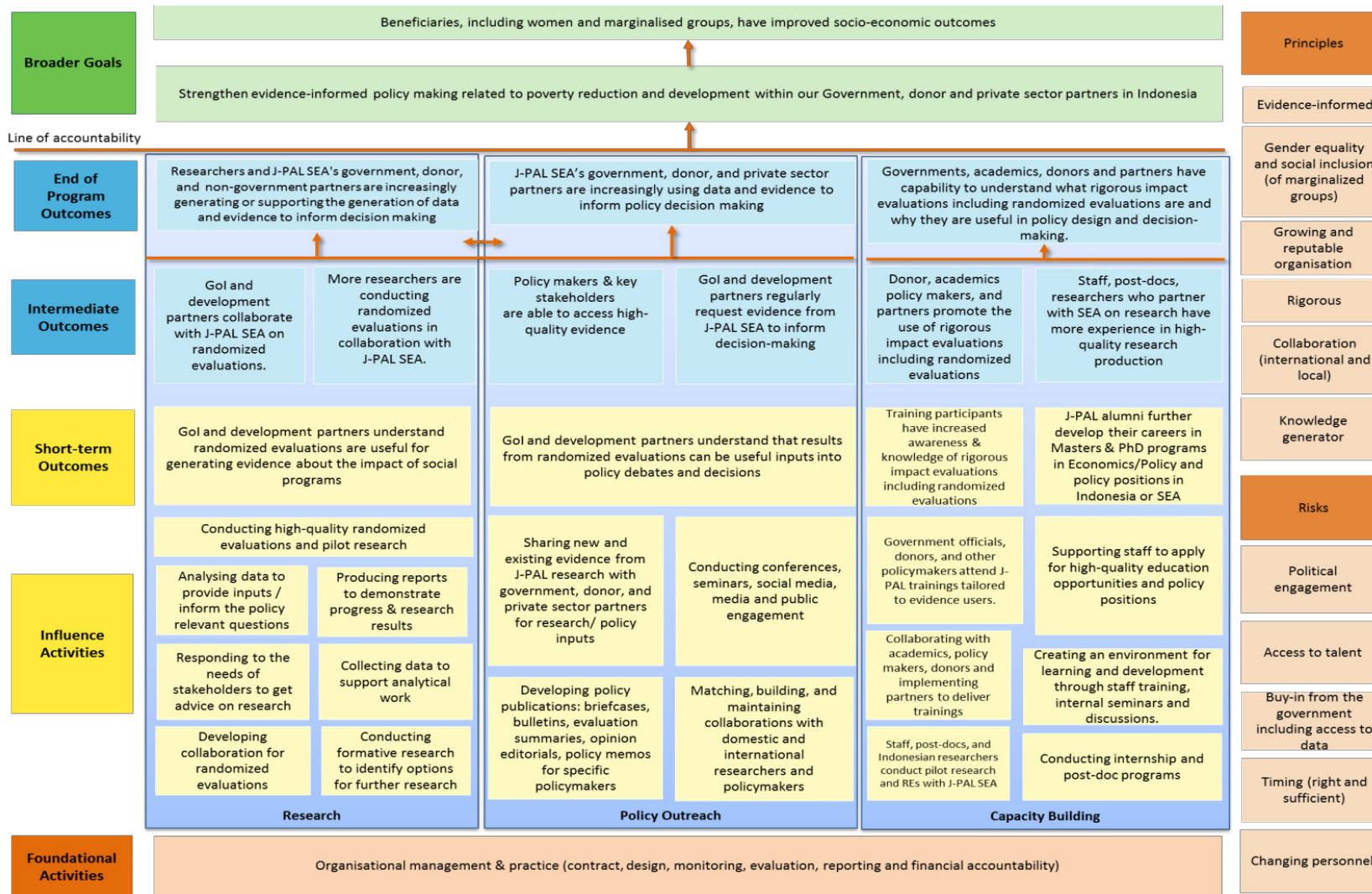


Figure 1. J-PAL SEA Theory of Change

II. Operational Context

In the past 20 years, Indonesia has made enormous gains in poverty reduction.

Indonesia cut the poverty rate in half from 1999 to 2019 (before the pandemic hit) to under 10 percent.¹⁸ From 2018-2019, J-PAL SEA maintained its relevance to Gol policy priorities and GoA's Aid Investment Plan (AIP) by producing new studies that contributed to effective economic institutions and infrastructure, human development, and inclusive society through effective governance. For example, J-PAL SEA collaborated with DG Tax to evaluate their programs to improve tax administration and services to contribute to effective economic institutions. In human development, J-PAL SEA assisted in informing the expansion of conditional cash transfers PKH to improve maternal health and reduce stunting.¹⁹ Additionally, several pilots are underway in 2022 and will continue in 2023 to measure the impact of providing stunting growth charts and the delivery of iron and folic acid supplements to prevent and control anemia among young women in their productive age.

In 2020, Gol re-focused its policy priorities to mitigate the impact of the COVID-19 pandemic.

As part of its national budget, under the National Economic Recovery, the Gol allocated IDR 203.9 trillion (AUD 19.6 billion) to reform and build new social protection programs. Similarly, GoA adjusted its priorities and released COVID-19 Development Response Plan to assist Indonesia's recovery from the pandemic. To maintain J-PAL SEA's relevance to the changing priorities brought by the pandemic and contribute to GoA's plan, J-PAL SEA worked rapidly to support the government requests for evidence, such as fulfilling requests from Bappenas and the Central Bank of Indonesia. In 2020 alone, J-PAL SEA spent 55 percent of its expense (AUD 1.1 million) on studies in response to the pandemic. Among these studies were multiple online surveys conducted nationally to detect the social-economic impact of the pandemic (including its impact on marginalised groups such as women and persons with disabilities), a study on gender-based violence during the pandemic, and the impact of virtual learning on students' well-being and learning outcomes.

While COVID-19 slightly reversed Indonesia's progress in reducing poverty,²⁰ the pandemic provided broader platforms to collaborate between government and development partners.

In March-April 2020, J-PAL SEA reached out to several Bappenas sub-directorates and development partners such as UNICEF and a few of DFAT implementing partners as MAMPU, INOVASI, and MAHKOTA, to map out the gaps in the evidence. The process allowed an exchange of knowledge between government and development partners. It also minimised overlap in activities conducted to support Gol. During the height of the pandemic, 2020-2021, J-PAL SEA focused on activities that could be conducted remotely, such as online and phone surveys, virtual training, and policy events. In 2022, most of the J-PAL SEA policy events remained online, with an exception being a conference conducted in October 2022. The conference aimed to identify critical policy questions in the environment

¹⁸ The World Bank. Indonesia Overview. <https://www.worldbank.org/en/country/indonesia/overview#1>

¹⁹ J-PAL SEA influence on Program Keluarga Harapan (PKH) is available in page 19

²⁰ In 2019 the poverty rate was at a record low of 9.2 percent, while in September 2021, the rate grew to 9.7 percent. Source: World Bank, Indonesia Overview <https://www.worldbank.org/en/country/indonesia/overview>

sector by connecting government stakeholders, development partners, and J-PAL SEA-affiliated researchers. For research activities, data collection activities were primarily conducted via phone surveys. At the same time, program intervention followed our partner's program design.

After Phase 2, J-PAL SEA plans to continue its relevance to Indonesia's development agenda. In 2023, Bappenas announced seven priorities for the year²¹ three of which J-PAL SEA's future plans align with: first, to strengthen economic resilience for quality and equitable growth; second to reduce inequality and ensure equity; and third, to focus on the environmental sector, disaster, and climate change resilience. To contribute to Indonesia's efforts to reduce inequality and promote inclusive growth, J-PAL SEA plans to continue informing Indonesia's social protection policies. J-PAL SEA's new gender initiative will be one of our focuses in supporting equitable policies in Southeast Asia. While aligning with Indonesia's focus on the environment, disaster, and climate change resilience, J-PAL SEA received funding from K-CAI (King Climate Action Initiative) to kickstart new partnerships in this sector.



Picture 2. BPNT Agent in Batubara Regency. Photo by: J-PAL SEA

²¹ Habibah, A. [Bappenas prepares seven 2023 National Priorities](#). *Antara News* 15 June 2022

III. J-PAL SEA's Contribution to Evidence-Informed Decision-Making in Indonesia

This section will focus on J-PAL SEA's main achievements in the past five years, structured on J-PAL SEA's end-of-program outcomes (EOPOs). For each EOPO, we will highlight several case studies to elaborate how each achievement contributes to our broader goal. To explain how J-PAL SEA reached its achievements, we will also elaborate on the activities conducted, supporting factors, and the lessons throughout Phase 2.

3.1. EOPO 1: Researchers and J-PAL SEA's Government, donor, and non-government partners are increasingly supporting the generation of data and evidence to inform decision making

Achievements

Intermediate Outcome 1: Gov and development partners collaborate with J-PAL SEA on randomized evaluations.

In Phase 2, more researchers and partners from government, donor, and non-government organizations are collaborating with J-PAL SEA to generate evidence. In total, J-PAL SEA worked with 71 partners. As comparison, J-PAL SEA worked with 38 partners in Phase 1, the 33 new partnerships built in this phase have supported J-PAL SEA in expanding the number of our studies and sectors. The highest increase in the number of new partners is from government institutions (11 new partners) that are built at local and national level.

In Phase 2, J-PAL SEA have successfully achieved most of its targets related to developing partnerships. First, J-PAL SEA generated 10 new randomized evaluation in Phase 2, five of which have been completed by 2022 while the other half are still ongoing studies. Second, J-PAL SEA fulfils its target to create collaboration with DFAT implementing partner. In Phase 2, Prospera is involved in the evaluation of Kartu Prakerja with having its staffs as a co-author of the study. J-PAL SEA also engaged several GoA supported programs to inform its research design, Mampu and DFAT Behavioural Economics team, assisted to J-PAL SEA affiliated researchers for the study on child marriage and stunting growth chart, respectively.

Third, J-PAL SEA were able to increase new partners with private sector (3 new partners), albeit all the studies are still in the pilot phase.²² The increase of partnerships with private sector was boosted from the learning collaboration created under the Inclusive Financial Innovation Initiative. One of the research projects on digital literacy collaborates with two private sector partners, namely OVO and YCAB

²² COVID-19 delayed the engagement with private sectors to develop new RE. The pilot study on identifying the growth barriers for medium and small enterprise were able to launch remotely in from February 2021-May 2022.

Ventures, will continue to full scale RE in 2023.

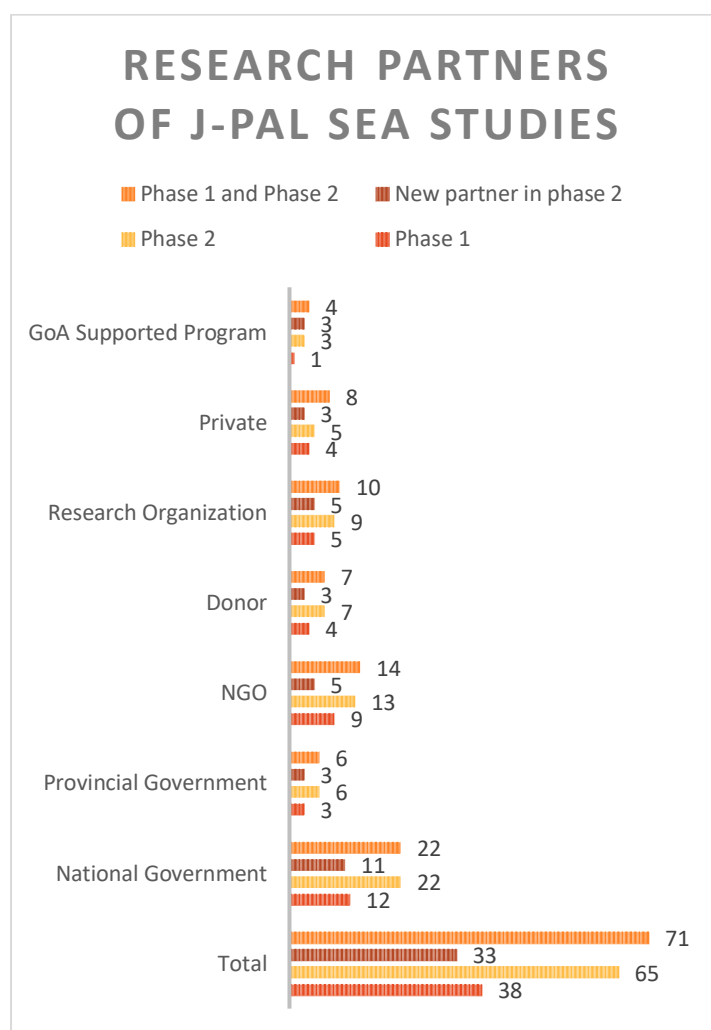


Figure 2. J-PAL SEA Research Partners

Several J-PAL SEA partners engaged in Phase 2 were a result of long-term engagements developed in Phase 1. J-PAL SEA's research team's presence on the ground and rigorousness of an evaluation creates credible results and trust between the Government and J-PAL SEA. Such trust establishes new demands for collaborations and the expansion of partners. For example, the success of Raskin ID cards in informing the scaling of providing social protection cards to beneficiaries created a demand to further evaluate improvements of the rice subsidy program. While discussions and piloting potential reforms began in 2017, the conduct of two new full-scale REs on reforming Indonesia's rice subsidy program began in Phase 2. In collaboration with TNP2K and Bappenas, J-PAL SEA evaluated the transition from in-kind food rice subsidy to non-cash electronic vouchers as well as the ratio of agents and beneficiaries. To evaluate the transition to non-cash electronic vouchers, J-PAL SEA research team engaged new central government partners such as the association for national banks (HIMBARA) and the Coordinating Ministry for Economic Affairs (Kemenko-PMK).

The research publication written by J-PAL SEA researchers in social protection, particularly the delivery of cash transfers, also generated demand for evaluation from the local government. In 2019, The Jakarta Provincial Government contacted J-PAL SEA to evaluate its cash transfer program to reduce stunting and increase participation in early childhood education.

Intermediate Outcome 2: More researchers are conducting randomized evaluations in collaboration with J-PAL SEA.

One of J-PAL SEA's main achievements is increasing the number of studies generated in Phase 2. From 2018-2022, J-PAL SEA managed 42 studies; 12 were a continuation from Phase 1. J-PAL SEA studies or generation of data and evidence can be divided into full-scale RE, pilot/exploratory research, and non-RE. During Phase 2, J-PAL SEA completed 12 full-scale REs that had started in Phase 1 and completed five out of 10 new full-scale REs created in Phase 2.

Table 1. Number of J-PAL SEA Studies

J-PAL SEA Studies	Phase 1	Phase 2
Completed Studies	3	-
Studies developed in Phase 1, completed in Phase 2	-	12
Studies developed in Phase 2, completed in Phase 2	-	5
Ongoing Full Scale RE	12	7
Pilot / Exploratory Research	7	9
Non-RE	1	9
TOTAL	23	42

The growth in the number of studies managed by J-PAL SEA, also increased the number of Indonesian researchers who support the generation of RE. In 2012, there are only 2 Indonesian researchers who are experienced in conducting RE, in Phase 1 J-PAL SEA collaborated with an additional 11 Indonesian researchers. In Phase 2, with the availability of new studies, J-PAL SEA worked with 28 new Indonesian researchers.²³ Among these researchers are 3 post-docs who are employed as our staff to develop their own RE.

²³ List of Indonesian researchers are available in Annex 9.9

CASE STUDY | Government partners supporting the generation of evidence and using results to inform decision-making.

Several studies generated by J-PAL SEA affiliated researchers in Phase 2 have directly supported our broader goals by informing national policies with evidence. With the support of DFAT funding for Indonesia's RCT Fund (IRF), J-PAL SEA has quickly fulfilled the government's demand for evidence. In addition, the availability of flexible funds for research has allowed J-PAL SEA to provide results during important policy windows to inform the scale-up of key government programs. For example, to support GoA's and Gol's partnerships for economic recovery, specifically in ensuring the integrity in the design of social safety net programs, J-PAL SEA-affiliated researchers assisted Gol in evaluating its Rastra Reform and Kartu Prakerja programs.

In the case of Kartu Prakerja, J-PAL SEA affiliated researchers informed the initial rollout and continuation of the program. Kartu Prakerja, or pre-employment card, sponsors skill improvements and serves as a safety net for those who experienced lay-off during the pandemic. J-PAL SEA's involvement in Kartu Prakerja began at its inception. J-PAL SEA Scientific Directors provided recommendations to improve the program delivery.²⁴ In October 2020, J-PAL SEA began collaborating to conduct full-scale RE with the PMO for Kartu Prakerja under the Kementerian Koordinator Bidang Perekonomian.²⁵

As a major program campaigned by Joko Widodo, the delivery of the program received sizable public attention and criticism. In this context, the evaluation assisted Gol in accounting for and transparently reporting on the program's implementation. Since its inception, the program has reached 14.9 million beneficiaries throughout Indonesia and plans to continue in 2023.²⁶

²⁴ In 2020, J-PAL SEA was invited to a closed-door meeting with the President's Secretary Office (KSP) and J-PAL SEA Scientific Directors released several op-eds in mainstream media related to Indonesia's social protection program, including Kartu Prakerja. The KSP meeting and the op-eds are unrelated.

²⁵ PMO. "[Kartu Prakerja Program Management Report](#)" 2021. Pg. 16-20.

²⁶ Coordinating Ministry of Economic Affairs. "[Program Kartu Pekerja berlanjut di 2023 dengan Skema Normal yang Memberikan Bantuan Pelatihan Lebih Besar](#)" 3 October 2022.

"BPNT evaluation has been designed since the inception in the program to build confidence in the continuation of the program. One of the options we had was to conduct RCT, which is one of the most robust methods to detect the program's impact.

That is why we collaborated with J-PAL to evaluate the program impact."



Vivi Yulaswati
Expert Staff for Social Affairs
and Poverty Alleviation, Bappenas

J-PAL SEA has assisted MoSA in informing the transition of the rice subsidy program to a more comprehensive social protection program. As quoted by Asep Sasa Purnama, Director General of Poverty Alleviation, MoSA²⁷:

"BPNT, now called Sembako, began as Raskin (in-kind) subsidy. However, after evaluating its effectiveness, it was recommended to transform it into a more comprehensive social assistance program that provides a wider range of food components."

In 2022, 18.7 million households received the Sembako program. The rollback of in-kind subsidies and continuation of the voucher program with existing agents allowed the GoI to save the administrative cost of delivering the assistance. The total operation cost of delivering an in-kind program was IDR 276.6 billion, while delivering vouchers cost the government IDR 97.7 billion.²⁸

Strategic Approach

To develop policy-relevant research, J-PAL SEA begins by understanding our partners program design and questions they wish to answer. Based on an independent review conducted in 2021, stakeholders were unanimously positive about the quality and

²⁷ Opening Remarks. J-PAL SEA Seminar, "BPNT Impact Evaluation of the Transition from Raskin to BPNT: Preliminary Findings." 31 March 2021, [minute 11:50-12:50](#)

²⁸ Alfarazi, M.K., "[Kemenkeu: Bansos Sembako dan PKH didistribusikan lagi Mulai Oktober 2022.](#)" 30 September 2022.

importance of J-PAL SEA support.²⁹ When establishing a new partnership, the initial idea for potential evaluation could come from government partners, donors, or researchers affiliated with the J-PAL SEA network. Our staffs act as a bridge between stakeholders to find a shared interests to design the pilot and randomised evaluation. There are situations where affiliated researchers begin with providing technical expertise and support data generation (non-RE studies) to build trusts and answer pressing questions that our partners have.

By investing the time to understand our partner and develop the right research question and intervention, affiliated researchers can provide practical solutions. Government and development partners are often weighing different ways to deliver a program. Through RE, our partners can compare the impact between different methods of delivery and directly inform improvements to program implementation. For example, in Raskin Reform, researchers compared the effectiveness of in-kind food subsidy versus providing electronic vouchers.

Prior to conducting full-scale RE, exploratory and pilot studies are conducted to refine research questions and intervention. The process of finding the right research question and intervention to be tested was iterated through piloting. The main purpose of conducting pilot and exploratory research was to ensure the feasibility of conducting RE and to accurately calculate the budget needed to conduct a full-scale evaluation. Initial findings from pilot research could generate support for large-scale evaluations. By presenting the result of the pilot, J-PAL SEA- affiliated research could further convince partners of the potential ways RE could be useful. Pilots' results could also provide initial information on how the program was received by beneficiaries. At the end of piloting, the result and support from partnering organisations assists researchers in finding additional grants from universities or donor organisations to fund the large-scale RE. Not all pilots will transition to full scale RE, in some cases, researchers and partners conclude randomising program delivery would not be possible due to lack of feasibility or resources (i.e., lack of support for large scale evaluations, funding).

To ensure the timeliness and budget effectiveness of full scale RE, engagements are conducted throughout the stages of the study. The exploratory research stage often coincided with our partners planning stage in designing their program. By understanding the program design early, the J-PAL SEA research team could create a research timeline that adapts to program implementation. During these discussions, budgets were also discussed between affiliated researchers, J-PAL SEA, and partnering organisations.

Full-scale RE can range from one year to multiple years depending on the type of program implemented and the type of changes the research wishes to measure. Studies where changes can be observed in the short term, can be conducted in one or two years. This was the case for J-PAL SEA studies on vaccination take-up and information campaigns to change the perception of child marriage. However, there were also cases where studies expanded through multiple years to observe changes.

²⁹ Henderson, S., Rakhmani I., [Independent Strategic Review: Knowledge to Policy Investment in Indonesia](#). Pg. 11

For example, the study on international migration spans multiple years as researchers wait for women to migrate and record its experience working abroad. In the case of coffee and cocoa certification, researchers have to wait as the training are done in stages and through cycles of harvest to measure how training farmers impact the quality of their harvest.

Lessons

The pandemic has caused several delays and changes in priorities which impacted studies. One of J-PAL SEA targets is to generate full-scale RE with private sectors. While initial discussions have occurred in 2019 with different potential partners, the pandemic brought a sudden change in priorities for J-PAL SEA and potential partners. With the abrupt halt, engagements were restarted in 2021 due to an increase in investment and activities from IFI initiatives. At the end of 2022, J-PAL SEA finished its pilot with Bukalapak and Gojek to understand the barriers for growth among small and medium enterprises engaged in e-commerce and providing digital literacy with YCAB and OVO. The full-scale RE is still in discussion and affiliated researchers are currently in search for funding to collect data for the large-scale evaluations.

With or without the pandemic, government can change their policies anytime due to a change in leadership and priorities. Several of J-PAL SEA studies have gone to hibernation or in the process to change from initial plans of conducting RE to other impact evaluation methods to adapt to government changes. For example, in 2019, due to the removal of standardized national exams for primary education³⁰, the study to measure the impact of providing low-cost eyeglasses to students could not continue. The discontinuation of a standardised exam across schools would make measuring student learning outcomes expensive, and schools may see an additional test for the students as burdensome.

Maintaining close engagement with government partners is essential throughout the research process to maintain relevance. Randomised evaluations can often take more than one year, and research publications in international journals can take longer due to the peer review process. Rather than waiting until the end of the research and publications, J-PAL SEA conducts engagements throughout the research process. Between the multiple years of conducting research, new policies that interact with the program being evaluated may occur. As mentioned by one of our champions in the government, convincing different institutions to maintain an evaluation over a long period can take significant political capital.³¹ Providing preliminary results at the moment they are available helps government officials set their expectations, maintain interest in the results, and plan accordingly.

In several of J-PAL SEA studies, remote data collections and administrative data have reduced research costs, however both have its limitations. Through collaborations to obtain internal data from partnering organisations and evaluate impact from national survey results (i.e., the National Social Economic Survey, SUSENAS) can be cost free. However, obtaining these data often requires hefty coordination and may not be suitable for all research. Some organisations require the signing of Non-

³⁰ Berita Satu. "[Nadiem's First Big Surprise: Abolish National Exam](#)" 11 December 2019.

Disclosure Acts (NDAs) and Memorandum of Understanding (MoUs), while others only require a request letter for data transfers. Formal legal document exchange can be time consumptive, especially when faced with personnel changes and engagements to obtain data transfers have to be restarted.



Picture 3. Stunting Conference 2018, Photo by: J-PAL SEA

3.2. EOPO 2: Government, donor, and private sector partners are increasingly using data and evidence to inform policymaking.

Achievements

Intermediate Outcome 1: Policymakers and key stakeholders are able to access high-quality evidence.

Throughout Phase 2, government partners have accessed and used evidence from RE produced by our affiliated researchers and informed five policy changes. This achievement shows how research and policy activities strengthen evidence-informed decision-making. In 2018, J-PAL SEA informed the expansion of Indonesia's conditional cash transfer program (PKH) and at the local level assisted PT. Transjakarta to improve their internal data management system to increase ridership. In 2019, through engagement with the Presidential Secretariat Office (KSP) and Ministry of Village, Development of Disadvantaged Region, and Transmigration (MoVDT) policy, J-PAL affiliated researchers are able to convince the method of delivering cash transfers through the village funds. In 2021, results from evaluating Rastra Reform and Kartu Prakjera informed the scale up of both programs (as elaborated under [EOPO 1 Casetudy](#)). These success stories are examples of how J-PAL SEA intermediary outcomes have reached our end of program outcomes of partners increasingly using data and evidence.

Following the findings from J-PAL SEA evaluation on PKH, the Gol invested in continuing and expanding the beneficiaries and the amount of money received through the conditional cash transfer program. J-PAL SEA shared the results of the evaluations through one-on-one engagements and a policy conference on stunting. From 2018 until 2022, MoSA has continued to allocate PKH to 10 million households³¹, an increase from 6.2 million households in 2016.³² Payments of PKH are given to the women in the household. For many of these women, PKH is their first access to a bank account.³³ Until today PKH remains one of Indonesia's social protection programs, and evidence generated from J-PAL SEA study on the long-term impact of PKH³⁴, six years after its initial delivery, have been used to dissuade scepticism.

At the local level, J-PAL SEA assisted PT. Transjakarta to cultivate a culture of using evidence internally within the organization. Traffic remains a major in Jakarta, creating an estimated economic loss of USD\$4.6 billion annually.³⁵ In 2019, J-PAL SEA assisted PT. Transjakarta's efforts to increase its ridership. Transjakarta often faces a

³¹ Debora, Y. "Daftar Bansos yang Cair Januari 2022 dan Jumlah Penerima Manfaat" *Tirto*. 16 December 2021.

³² Katadata. "Berapa Jumlah Penerima Bantuan Program Keluarga Harapan." 23 August 2018.

³³ A study conducted by Women World Banking found 92.5 percent of their respondents (1.980 sample) states that PKH is their first bank account. https://www.womensworldbanking.org/wp-content/uploads/2020/08/August2020_G2P_Report.pdf

³⁴ Cahyadi, N., et. al., 2018, "Cumulative Impacts of Conditional Cash Transfer Programs: Experimental Evidence from Indonesia." NBER Working Paper No. 24670. <https://www.nber.org/papers/w24670.pdf>

³⁵ Siggih V. and Tassia Sipahutar. "Jokowi Wants to Save Billions Lost to Infamous Jakarta Traffic." *Bloomberg 8 January 2019*

dilemma on how to allocate its buses. Prior to its collaboration with J-PAL SEA, the decision had been based solely on field staff requests based on observations in the terminals. J-PAL SEA-affiliated researchers provided support to Transjakarta by creating a data management system to systemize bus allocations based on evidence instead of anecdotal references. The system is used until today to allocate new buses to available routes. Based on an interview conducted in 2019, the data management system developed by J-PAL SEA provided data to Transjakarta to that support its bus allocation and achieve its target of 242.000 passengers per day.³⁶

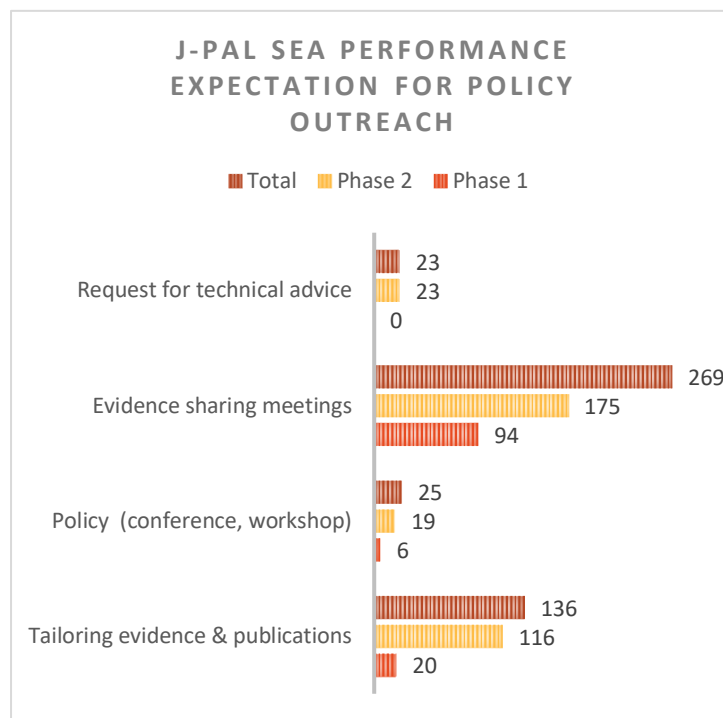


Figure 3. J-PAL SEA Targets for EOPO 2

J-PAL SEA success to achieve its intermediary outcomes is also displayed through our ability to surpass our targets of increasing access to high-quality evidence. In Phase 2, J-PAL SEA provided 23 technical advice and 175 evidence-sharing meetings. In terms of publications and events to increase public access to evidence, J-PAL SEA held 19 policy events and released 116 publications. During Phase 1, J-PAL SEA held six policy events and published 20 publications. The ability of J-PAL SEA to significantly increase the number of events and publications is largely due to the increase of completed studies in Phase 2.

Intermediate Outcome 2: Goal and development partners regularly request evidence from J-PAL SEA to inform decision making

In Phase 2, J-PAL SEA received 23 demands for evidence from partners. Among these requests for evidence there are time sensitive requests and long-term questions in designing new programs. Government institutions which have routinely asked for

³⁶ J-PAL SEA 2019 Annual Progress Report.

evidence in Phase 2 are Bappenas, MoSA and the Presidential Secretariat Office (KSP).

To assist Bappenas in facing the social-economic challenges brought by the pandemic, J-PAL SEA shared its online survey findings with several Bappenas sub-directorates and conducted consultation meetings. Through these meetings, J-PAL SEA shared findings from online surveys held nationally to provide a snapshot of the pandemic's social and economic impact during Indonesia's social distancing policies. The bi-weekly survey, conducted from March to June 2022, provided information regarding the social protection benefits received, food scarcity, and access to testing kits.

Meanwhile, MoSA have requested several evidence such as how to improve its current targeting methods, whether providing cash transfers prevent an individual's mobility out of poverty, and how corruption influence public perception of social protection programs. To improve targeting, J-PAL SEA Scientific Directors conducted the study on Updating the Unified Database for Social Protection.³⁷ To answer on the impact of social protection to mobility, J-PAL SEA along with TNP2K conducted one-on-one engagements and organised the 13th Sadli Lecture to share available evidence in Indonesia and worldwide³⁸ that debunks the assumption that cash transfer programs could reduce work incentives.³⁹ Through hosting public events, J-PAL SEA aimed to influence the discourse among government stakeholders and the public based on available evidence generated within the J-PAL network. In 2021, J-PAL SEA supported MoSA by providing evidence on how corruption influence views on social protection. The study suggests people value improvements in services substantially, anecdotes of corruption can affect support for a program more than the actual amount lost.

In 2020, the opportunity to inform the expansion of social protection programs during the pandemic came from a request from the Presidential Secretariat Office (KSP). J-PAL SEA was among several institutions invited to assist in formulating policies to mitigate the social and economic impact of COVID-19.⁴⁰ Early in the pandemic, the GoI wanted to distribute cash transfers sourced from the Village Fund using the Unified Database that covers the bottom 40 percent of the population to select beneficiaries. However, realizing the economic shocks could create a new vulnerable group that wasn't tracked by the Unified Database, J-PAL SEA and TNP2K drafted a policy brief.⁴¹ The memo contained policy recommendations to apply community verification⁴² to update the list of social protection beneficiaries. The study's findings were presented to the GoI on 3 April 2020 in a slide presentation. The decision to involve the community in disbursing the village cash transfers was

³⁷ Findings is available in [Annex 9.8, pg. 82-83](#).

³⁸ Banerjee, A., Rema Hanna, Gabriel Krendler, Benjamin Olken. "[Debunking the Stereotype of the Lazy Welfare Recipient: Evidence from Cash Transfer Programs](#)" *The World Bank Research Observer* 2017

³⁹ J-PAL SEA policy team also worked with Elan Satriawan from TNP2K to present results of PKH and multiple cash transfers program around the world to fulfil the evidence request from MoSA.

⁴⁰ From April – June 2022, KSP conducted weekly meetings with a set of experts. Results of the meeting are used by KSP to inform cabinet meetings when discussing potential government responses to the pandemic.

⁴¹ TNP2K. "[Prioritising Cash Transfers from the Village Fund for COVID-19 Response](#)". *Policy Brief*.

⁴² Alatas, V. et. al. "Targeting the Poor: Evidence from a Field Experiment in Indonesia" *American Economic Review*, Vol. 102, No. 4 June 2012.

stipulated in the Regulation from [the Minister of Village, Disadvantage Regions, and Transmigration \(MoVDT\) No. 6/2020](#). According to the MoVDT, as of September 2020, the cash transfer had been distributed to 8 million recipients. Among the recipients, 2.5 million are women who are breadwinners who had not received any social safety net programs.⁴³ Additionally, the use of community and self-targeting has also been adapted by the MoSA, under [Ministry Regulation No 3/2021](#), to improve the selection of beneficiaries into social protection programs.

Strategic Approach

"Collaborating with experienced researchers can be an entry point to establish a culture of evidence and data driven policy making."

Anindito Aditomo, Head of the Agency for Standardization, Curriculum, and Assessment in Education, MoECRT



To find the right policy window for promoting evidence use, J-PAL SEA conducts regular engagements with our research partners. For example, J-PAL SEA's engagement in the education sector began in 2019. Evidence-sharing and one-on-one meetings have resulted in four research collaborations over the past two years.⁴⁴ In the engagement to develop an evaluation on MoECRT Sekolah Penggerak⁴⁵ program, our affiliated researchers discussed the potential of evaluating an intervention which includes teaching student based on existing knowledge rather than by age grade level. The method of targeted instruction has been found effective through multiple RE of programs called Teaching at the Right Level (TaRL) conducted by J-PAL affiliated researchers. The suggestion for teachers to teach students based on their current level has been adopted by MoECRT in their guideline to assist schools, particularly teachers, in conducting remote teaching during the pandemic.⁴⁶

While to create recognition of studies conducted by our affiliated researchers and

⁴³ Cabinet Secretariat of Indonesia. "[Gov't Disburses Village Fund for Covid-19 handling, cash for work, cash transfer](#)." 24 September 2020.

⁴⁴ Studies in collaboration with MoECRT: Sekolah Penggerak, Dana BOS, vocational education (SMK), and High Tech High Touch.

⁴⁵ Sekolah Penggerak is a program created by the MoECRT to improve students' numeracy and literacy and character. The program includes facilitators to consult and assist schools by providing training and intensive coaching. More on the pilot study in Annex 9.8

⁴⁶ MoECRT, [Paduan Penyelenggaraan Pembelajaran di Masa Pandemi](#). June 2021.

increase its relevance to policy discourse, J-PAL SEA have increased its efforts of publishing in national media and multiple websites. In Phase 2, J-PAL SEA Scientific Directors released a series of opinion pieces in popular media to raise the issue of social protection reform during the pandemic in the public discourse. In Kompas⁴⁷, J-PAL SEA Scientific Directors released articles on extending social protection programs to address the needs of those previously untargeted by current social protection programs. A similar article under the same theme was published in Jakarta Post⁴⁸ and international media, Project Syndicate⁴⁹ and Vox Dev.⁵⁰ In 2022, J-PAL SEA Scientific Directors also published opinion pieces on fuel subsidies⁵¹ and rising prices due to the Ukraine-Russia conflict⁵², particularly how social protection can cushion the impact of rising prices for the poor. Additionally, to highlight learnings from RE conducted in Indonesia, J-PAL SEA has increased the number of opinion pieces and summaries of evaluation in J-PAL website.

Furthermore, to engage the general audience, J-PAL SEA conducts conferences, workshops, and seminars to disseminate study findings. In Phase 2, J-PAL SEA conducted nine policy conferences. J-PAL SEA conducts two types of conferences, first to share results from multiple studies to influence the current policy discourse. In 2018, J-PAL SEA held a conference on stunting to provide access to evidence during the conception of medium-term government plans. In 2020, a conference was held on social protection policies during COVID-19. Second, conferences with networking and brainstorming for potential evaluations that can answer gaps in knowledge to inform policy as its main agenda. For example, J-PAL SEA conducted a conference to announce its financial inclusive and environment sector with table discussions among participants on potential research ideas.

Lessons

One of the main supporting factors in providing timely evidence that leads to policy change is maintaining regular policy engagement with champions inside government bodies. J-PAL SEA Scientific and Executive Director regularly engage with key government stakeholders. These one-on-one engagements are outside the engagements made by affiliated researchers during the study and policy events when a study is completed. Quarterly engagements to understand high-level policy priorities and new programs allow J-PAL SEA to understand potential room to inform policy based on J-PAL's existing body of work and the technical expertise of our Scientific Directors or the potential to generate new studies.

DFAT Core funding enabled the increased in policy outreach activities. The flexibility of core funding allows J-PAL SEA to expand its research and policy staffs that supports

⁴⁷ Hanna, R. "Expansion of Social Protection to Lower Middle Class" *Kompas* 22 April 2020. Olken, B. "Designing the Assistance Program for the Lower Middle Class" *Kompas*, 23 April 2020. Basri, C. "Fiscal Policy for the Lower Middle Class" *Kompas*, 24 April 2020.

⁴⁸ Basri, C. Rema Hanna, Benjamin Olken. "Insight: Don't forget the middle class in social protection programs." *Jakarta Post* 16 April 2020.

⁴⁹ Hanna, R. and B. Olken. "Cushioning the Poor from the COVID-19 Shocks". *Project Syndicate* 15 April 2020.

⁵⁰ Hanna, R. and B. Olken. "Cushioning the effects of Covid-19 on the poor" *Vox Dev* 29 March 2020.

⁵¹ Hanna, R. "[Ekonomi COVID-19 and Ukraine War](#)." *Kompas*. 4 July 2022.

⁵² Olken, B. "[Mengatasi Guncangan Harga](#)" *Kompas* 5 July 2022.

the process of providing technical advice and tailoring evidence. To fulfil time-sensitive requests, in addition to referencing past randomised evaluations managed by J-PAL SEA, our policy team also utilised knowledge of our J-PAL Global office and affiliated researchers. As part of the J-PAL global network, JPAL SEA have the benefit of accessing to knowledge and policy lessons gathered from evaluations conducted all over the world.

Additionally, policy outreach activities have become cost-efficient due to remote work during the pandemic, hence allowing for greater outreach. On average, the cost of conducting in-person events is IDR 1.2 million (AUD 113) per person. An online policy event costs IDR 204.000 (AUD 19) per person. On average, the total number of participants attending virtual was higher than in-person events, hence the lower cost per person. One of the benefits of conducting virtual events is the ability to invite a wider range of speakers from all over the world. The type of participants who can access these policy events is also wider. This is seen by a higher participation rate in virtual events compared to in-person events. Despite the wider number of public audiences, the downside of online policy events is the inability to network with key stakeholders before or after the event. During in-person events, affiliated researchers and the research team are able to meet key stakeholders informally. With the conduct of online events, informal meetings are less likely and must be arranged outside of the events.

Despite our achievement of surpassing our EOPO targets for policy outreach, there are also several challenges and limitations to influencing policy change. As a research organisation, J-PAL SEA policy influence is driven by the research produced by our affiliated researchers. Despite regular engagement throughout the research process, some studies may lose their policy relevance once the study is completed. For example, when the study for International Migration was initially designed, it had high policy relevance as the intervention design to inform the ranking for migrant agents adopted by the National Agency for Protection of Migrant Workers (BNP2TKI). During the three-year study, we saw changes at the organisational level (BNP2TKI changed its name to BP2M and change of leadership, and new regulations surrounding migrant workers were passed. Inside the new regulations, the government is removing private agency placement for migrant workers. Furthermore, the process of sending migrant workers has been halted during the pandemic creating a loss of momentum. However, a loss of momentum to influence policy change right after a study is completed does not mean there is no room to influence policy in the future. Based on J-PAL SEA's experience in informing social protection policies during COVID-19, the process of informing policies can be based on studies conducted years prior. By conducting a well-designed randomised evaluation, policy insights and the network with partnering organisations will continue to exist. The relevance of a study to inform policy may increase in the future, or learnings from a study may become useful to inform policies in other countries with similar needs as Indonesia.



Picture 4. J-PAL SEA Training Collaboration with Indonesia's Finance and Development Supervisory Body (Badan Pengawasan Keuangan dan Pembangunan/BPKP) in 2019

- 3.3. EOPO 3: Governments, academics, donors, and partners have the capability to understand what rigorous impact evaluations (including randomised evaluations) are and why they are useful in policy design and decision making.

Achievements

There are several pathways to how our achievement in EOPO 3 can strengthen evidence-informed decision-making. Capacity-building events have successfully supported evidence generation (EOPO 1) by increasing the demand for evidence. Events have also supported the increase of evidence use (EOPO2) as partners become familiar with how research can help inform policy. On its own, J-PAL SEA capacity-building efforts are aimed in the short term to increase awareness of how rigorous evaluations can inform policy. As a more long-term investment to increase the actors with the capability to conduct and support the knowledge to policy pipeline J-PAL SEA directly works with emerging researchers, Indonesian researchers, and our host university (LPEM FEB UI).

Intermediary Outcome 1: Donor, academics, policymakers and partners promote the use of rigorous impact evaluations.

J-PAL SEA capacity-building events have created instances where partners become interested in collaborating to evaluate their ongoing or planned programs. Government, academics, donors, and development partners may have various understandings and capacities in designing policies based on evidence. Through training events, J-PAL SEA tries to introduce how randomised evaluations can potentially measure the causal impact of partner programs. Throughout Phase II, there have been several instances where training collaborations have turned into potential research collaborations. For example, in 2020, we conducted Stata training for the DKI provincial government to improve our collaboration in evaluating their conditional cash transfer programs. The collaboration also led to the study of the effect of home learning during the pandemic. In 2021, J-PAL SEA conducted an online training for Puslitjak (the MoECRT's Centre for Policy Research) and PSPK (the Centre for Education Study and Policy, an independent non-profit foundation focusing on reinforcing policies on children), which supported the ongoing research collaboration on Sekolah Penggerak. J-PAL SEA has also conducted customised training for PT Permodalan Nasional Madani or PNM (a State-Owned Enterprise that carries out special tasks to empower Micro, Small, Medium Enterprises and Cooperatives), IPDN (the Institute for the Government of Home Affairs, Amarta (a microfinance marketplace), and water.org with discussions of potential research collaboration in mind. While we are still in the early discussion for research collaboration, this indicates the success of our training courses in building the appetite for rigorous impact evaluation.

“Two things I appreciate in this (BPNT) study. First, this study also includes building the capacity of members inside the government. This has been achieved through collaborations with institutions such as J-PAL SEA. The researchers from J-PAL SEA and today’s speakers are familiar to me, I have always asked them for input. Second, the study’s results should be used to improve our current policy, in line with the government’s commitment to ensuring our current programs are supported by evidence.”

**Tubagus A,
Choesni, Deputy for the
Coordination of Poverty
Alleviation and Social
Protection Programs,
KemenkoPMK.**



J-PAL courses have also helped implementers, policymakers, and partnering organisations become better evidence users. Capacity-building events are used to maintain long-term partnerships and support our achievements in EOPO 2. In Phase 1, J-PAL SEA conducted training events targeted at government stakeholders in the Ministry of Social Affairs and in Phase 2 with Bappenas.⁵³ Through multiple capacity-building events aimed at partners in the social protection sector, J-PAL SEA has built a network that supports the knowledge-to-policy pipeline in social protection. J-PAL SEA has collaborated with Bappenas on seven of its studies in Phase 2, an increase from only three in the previous Phase. One of which is the Raskin Reform (BPNT/Sembako) study. As stated by the Deputy for Coordination of Poverty Alleviation and Social Protection, Tubagus A. Choesni, J-PAL SEA support for strengthening evidence-based policymaking not only includes research collaborations but also builds the capacity of government members.⁵⁴

At provincial level, J-PAL SEA improved PT. Transjakarta's capacity to make decisions based on real-time data. Transjakarta often faced the dilemma in allocating its buses to achieve their headway target (time of arrival between buses). Mentioned by Iqbal Gafar⁵⁵, Head of Division for no-Bus Rapid Transit Routes (non-BRT), before collaborating with J-PAL SEA, the decision to add more buses to a certain route is based on request of field staff who intuitively ask for busses seeing the situation at terminals. Since 2019, J-PAL SEA worked closely with the TransJakarta non-BRT division to create an easy to input data management system, which uses standardized format to structure all GPS, tap in data, and other data TransJakarta collects. The system is designed so the technical team can easily modify, analyse, and interpret the data. Until today, Transjakarta has been using the format, updating, and sharing it regularly with JPAL SEA team. Today the use of the data is currently a part of Transjakarta's planning process to allocate new buses to available routes, moving away from anecdotal data.

In Phase 2, J-PAL SEA conducted more training events and reached a wider audience compared to Phase 1. Regarding geographical reach, J-PAL SEA expanded training events for government and development partners in South Korea, Papua New Guinea, and Thailand. In terms of the number of training participants, J-PAL SEA reached 991 participants (479 Female, 481 Male, 31 N/A); 52% are from the government, 3% from private sector, 15% from NGO, 1% from Donor, 7% from DFAT/DFAT implementing partners, and 25% academics. The number of trained participants has almost doubled compared to Phase 1.⁵⁶ Based on the type of organisation, in Phase 2, we have targeted more participants in government, private, DFAT implementing partners, and NGOs. The increase in these types of organisations is in line with J-PAL SEA's expansion to new sectors, such as human capital development and financial inclusion, and focus on increasing the number of research partnerships.

⁵³ Since J-PAL SEA inception, we have trained 60 government staffs from Bappenas, 14 from MoSA, and 21 TNP2K staffs.

⁵⁴ Opening Remarks. J-PAL SEA Seminar, "BPNT Impact Evaluation of the Transition from Rastra to BPNT: Preliminary Findings." 31 March 2021 ([minute 27.08 - 28.17](#)).

⁵⁵ J-PAL SEA interviewed key staffs in Transjakarta for our 2019 Annual Report.

⁵⁶ In Phase 1, 484 participants were reached from J-PAL SEA training.

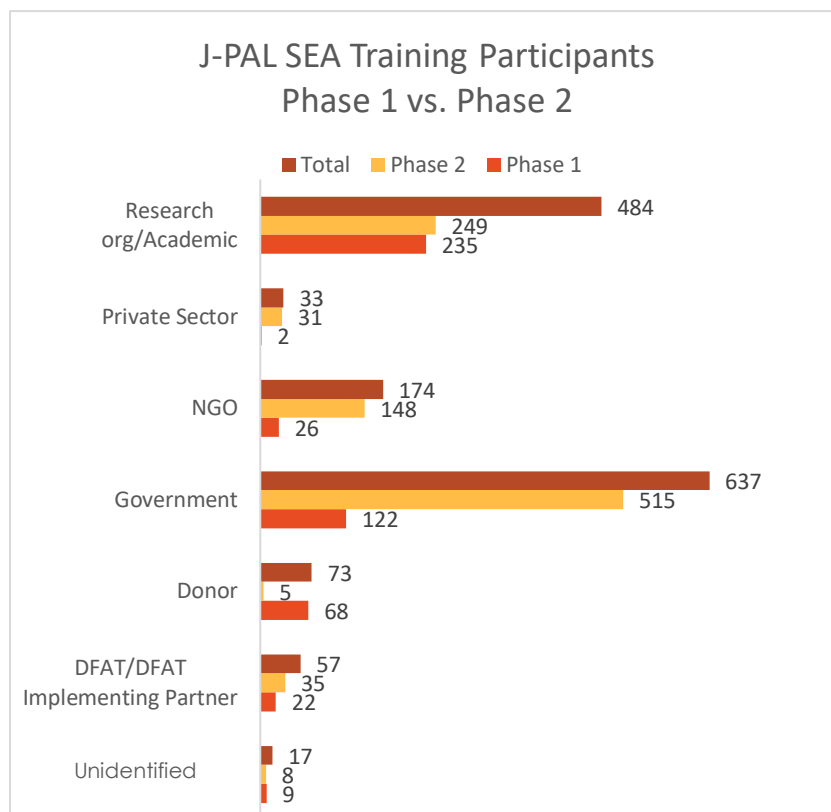


Figure 4. Number of Participants Trained Based on Organisation Type

J-PAL SEA's short-term success in achieving our capacity-building end-of-program outcomes is increasing participants' awareness of how to increase the use of evidence inside their own organisations. J-PAL SEA flagship training on Evaluating Social Programs and customised courses range from one to three-day training. With the limited time, it is hard to expect training participants to produce their own RE directly in the short term. However, in the shorter term, on average, 70 percent of participants who completed pre-post test, or approximately 289 out of 409 people, have improved their knowledge of REs.

Intermediary Outcome 2: Staff, post-docs, researchers who partner with SEA have more experience in high-quality research production.

To increase the number of individuals involved in producing rigorous evaluations, J-PAL SEA focused its capacity-building efforts on its staff and Indonesian researchers. In-depth knowledge on conducting RE is gained by directly working on studies. This capacity building is targeted at J-PAL SEA staff and Indonesian co-authors. Many J-PAL SEA alumni continue their careers by undertaking master's and doctoral studies in economics and social policies or holding important positions in Indonesia's public sector and development programs. One of J-PAL SEA alums, Masyhur Hilmi, is currently leading his own RE on vocational education. He is also a co-author of a study with the World Bank on Village Governance.

All of J-PAL SEA studies developed Phase 2 collaborated with at least one Indonesian researchers, significantly increasing the number of Indonesian academics and

practitioners with direct experience in managing REs.⁵⁷ During Phase 2, 39 Indonesian researchers conducted REs with J-PAL SEA; 28 were new researchers who were not previously involved in Phase 1 studies. Throughout both Phase 1 and 2, J-PAL SEA have maintained an equal gender balance in the total number of Indonesian researchers engaged in our studies. In Phase 1, the gender composition was 7 male to 6 female, while in Phase 2, 22 male 17 female. Among all the researchers engaged by J-PAL SEA, 36% have worked in more than one RE. With knowledge in their respective fields and experience in managing RE, these researchers have assisted J-PAL SEA in policy engagements and in providing our partners with technical advice.

Lastly, one of J-PAL SEA's achievements is supporting its host institution LPEM FEB UI in creating its own Institutional Review Board (IRB). An IRB is an important institution to support rigorous research as it reviews ensure social research is conducted ethically. Many scientific journals and research grants also require approval from a locally based IRB before conducting research. Before the existence of an IRB at LPEM FEB UI (Komite Etik Penelitian/KEP), Indonesian researchers applied to review boards from medical or health departments or institutions abroad. Building a review board that is more familiar with social science ensures a more relevant and thorough review. After being supported by J-PAL SEA in building its framework and training its board, KEP accepted its first submission on September 5, 2021. Currently, KEP has become financially independent from J-PAL SEA and is continuing its review process.

Strategic Approach

J-PAL SEA capacity-building activities can be differentiated by their intended recipients. J-PAL SEA conducts its flagship course, "Evaluating Social Programs," and customised training for government, donor, and development partners. In the J-PAL SEA flagship course, J-PAL SEA introduces RE, different evaluation methods, and several considerations when conducting RE. J-PAL SEA collaborates with specific partnering organisations in customised courses to design the course and increase its relevance to the organisation. For example, J-PAL SEA's collaboration with water.org and Amarthia created a specific mini-course. In these two events, the J-PAL SEA training team identified which of the organisation's specific activities and programs might be suitable to conduct REs. J-PAL SEA training team has also created customised courses specified on monitoring, data collection process, and the potential use of administrative data.

The transition to online events during COVID-19 and shorter courses have increased the number of training events conducted by J-PAL SEA. Almost half of J-PAL SEA where materials can be given all day throughout a three-day event, online courses need to be designed as shorter events per day to maintain participants' focus and engagement. Hence online courses are more spread out throughout the week and are intentionally designed to be lighter. While group work is still essential to J-PAL SEA courses, facilitating discussions and engagement online is harder than in-person

⁵⁷ Prior to J-PAL SEA establishment, there were only two academics who have co-authored a study on RE. In Phase 1, J-PAL SEA raised the number to 11.

events. For example, participants may have their cameras off, limiting engagement. They may also face difficulty networking between participants and J-PAL SEA's staff.

Pre-post evaluations are conducted to measure the increase in awareness and knowledge of rigorous evaluations. For training specifically organised by J-PAL SEA, the training team measure participants learning outcomes by asking multiple questions regarding the topics discussed in training. Among 991 participants trained in Phase 2, on average, 70 percent of participants who completed pre-post evaluation experienced an increase in their knowledge on rigorous evaluations. Based on J-PAL SEA's training performance rubric set in our MELP plan, most J-PAL SEA courses are meeting the expectation to increase participants' knowledge. We acknowledge the increase in knowledge throughout one-to-three-day training does not guarantee that participants can directly conduct RE. However, the aim of building awareness of rigorous evaluations is to increase the network of like-minded individuals who promote the generation and use of evidence.

For more in-depth knowledge of conducting and managing RE, capacity building occurs through collaborating in research studies. To increase the number of individuals capable of producing rigorous evaluations, J-PAL SEA focuses on providing on-the-job training for its research staff and Indonesian researchers. In Phase 2, J-PAL SEA increased its efforts to include at least one Indonesian researcher in all of our studies. Through the collaboration between affiliated researchers all over the world with an Indonesian scholar, J-PAL SEA aims to have an exchange of knowledge. To recruit Indonesian scholars to become co-authors, J-PAL SEA prioritises researchers' expertise in the field of study and network. The expertise of Indonesian researchers in the field can provide resourceful knowledge to increase the relevance of the research and assist in building partnerships.

Due to their in-depth knowledge of conducting evaluations, J-PAL SEA alums are potential champions for promoting evidence in their careers. The experience in conducting research supports staff in applying for high-quality education opportunities. The close engagement with partnering organisations also provides them the network to apply for policy positions in government and development programs. Several J-PAL SEA alums have provided an opportunity to influence evidence-based policy and promote evidence generation in their organisations. For example, J-PAL SEA's collaboration with the MoECRT was assisted by an alumnus. J-PAL SEA also conducted an initial discussion with Ruang Guru, an online learning platform, and Inspirasi Foundation to discuss a potential collaboration due to alumni's connection. J-PAL SEA maintains connections with alumni through informal meetings to discuss their current work and see if any interests overlap.

In addition to our staff and Indonesian researchers, J-PAL SEA also supports the capacity building of its host institution, LPEM FEB UI. J-PAL SEA supports LPEM FEB by building the Institutional Review Board, supporting its faculty in leading their own RE, and conducting an exchange of knowledge between J-PAL SEA staff and its junior researchers. Supported by the core funding, since 2018, J-PAL SEA has been aiding the establishment of a Research Ethics Committee (Komite Etik Penelitian, KEP) LPEM FEB UI. Activities include, among others, conducting a workshop to build awareness of ethical principles, facilitating meetings with other existing research ethics

committees, as well as preparing guidelines on how researchers can apply and obtain ethics approval from KEP LPEM FEB UI. These strategies aim to enable a sustainable increase in individuals and institutions capable of designing and implementing rigorous impact evaluations.

Lessons

In the past five years, J-PAL SEA has accumulated several lessons in increasing stakeholders' capability to understand rigorous evaluations.

First, from organising multiple training courses, we have learned that customising J-PAL SEA courses can increase the relevance of the training to partners. Based on J-PAL SEA engagement, we've found organisations have different priorities when using evidence to inform decision-making. Governments and organisations with large nationwide programs may be interested in testing and evaluating policy innovations. In contrast, other organisations may want to focus on improving the monitoring process of their programs or improving the use of their administrative data. For example, Bappenas, Amarthia, and water.org have requested customised training on building theory of change and a basic understanding of different methods of conducting impact evaluations, including RE. The Jakarta Provincial government and DG Tax impact evaluation team wanted a higher focus on improving their staff's knowledge in maximising the use of administrative data. Customising capacity-building courses helps to underpin potential future research collaboration.

Second, the high cost of data collection is a common barrier for partnering organisations, alumni, and Indonesian researchers to start their own RE. Most organisations have limited budgets for monitoring and evaluating their programs. As a result, many academics and researchers must find an external funding source to conduct large-scale evaluations such as RE. J-PAL SEA IRF has been one of the available sources for seed funding for J-PAL SEA alumni and Indonesia researchers to begin pilot research before looking for larger funding. With the transition out of DFAT funding, the availability of seed funding in the future will depend on J-PAL SEA's ability to create similar funding arrangements.

Third, finding a variety of Indonesian researchers to engage in randomised evaluations can be challenging due to researchers' different priorities. Active or senior lecturers may not always be interested in engaging in RE due to the time commitment. Lecturers in Indonesian universities, especially those with administrative positions, often have limited time to invest in research due to administrative and large teaching responsibilities, meanwhile RE often take time investments due to regular engagements with partners and in some cases field data collection. To tackle this challenge, J-PAL has engaged some Indonesian researchers who are practitioners where coordination of the program being evaluated is part of their day-to-day work in J-PAL SEA studies. Another solution J-PAL SEA offers is recruiting for post-docs, who are paid full time to conduct research, particularly RE. In the past five years, J-PAL SEA has only managed three post-docs who have a role to directly lead and initiate RE within J-PAL SEA. Recruiting post-doctoral alumni trained in economics to fill the position has been challenging as there is a limited pool of Indonesians

postgraduates. From the already limited talent pool, many find opportunities as economists or lecturers abroad.

IV. Sustainability

As Phase 2 of DFAT funding ends in 2022, J-PAL SEA has begun implementing its financial sustainability strategy. In the past five years, funding external from DFAT has covered, on average, 27 percent of J-PAL SEA expenses. To increase the number of external donors and grants received by J-PAL SEA in the past two years, we have increased our efforts to improve our visibility and presence in the development sector.

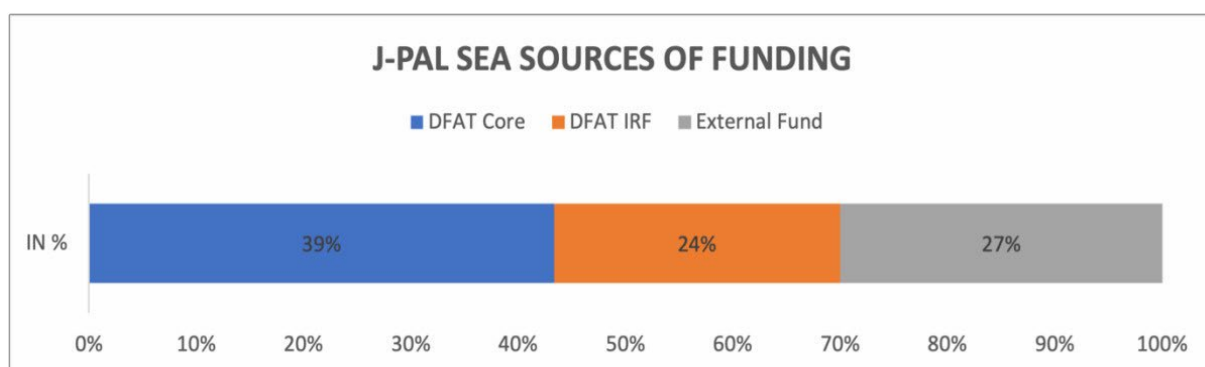


Figure 5. J-PAL SEA Sources of Funding

As of 2022, J-PAL SEA has obtained funding for research, policy, and training activities beyond 2022. This is outside the core grant J-PAL SEA needs to raise for operation and administrative support. Among these donors are, first, Bill and Melinda Gates Foundation (BMGF) which covers research and policy engagements related to financial inclusion until 2024. Second, Millennium Challenge Corporation USA funded a two-year budget to generate evidence to improve the Productivity Growth and Transportation Logistics of MSMEs projects. Third, Co-impact, a philanthropic collaborative, will cover the work of one policy associate over the course of 2 years. As the grant aims to strengthen evidence informed decision making within the government, the associate's time will be spent to maintain a long-term engagement with existing partners and conduct exploratory studies to potentially build a larger body of work related to Gender Equality in Indonesia. Lastly, we received funding from multiple sources such as USAID DIV to support the evaluation on Kartu Prakerja and Reach up and Learn, the National Science Foundation to support the Tax Reform project, the World Bank Group to support the evaluation of the Learning Management System at Village, the Asian Development Bank Institute for the High Tech and High Touch project, and from King Climate Action Initiative (K-CAI) managed by J-PAL Global to generate potential environmental, energy, or climate change studies. In summary, the grant currently in discussion to be received by J-PAL SEA is predicted to cover our activities for the next two to three years. However, different compared to the funding arrangement under DFAT, the scale of policy advocacy, research and capacity building will be dependent on different funding sources.

As part of the transition out of DFAT funding, the scope and reach of J-PAL SEA activities

will change. J-PAL SEA scale of work will depend on the number of studies and initiatives developed in the next two years. One of the potential changes is a reduction in the number of pilots, policy engagements, and training events. DFAT core funding for J-PAL SEA IRF has provided multiple seed funding as grounds for studies to obtain larger external funding for large-scale evaluations. Moving forward, the number of studies conducted by J-PAL SEA will depend on funds that J-PAL SEA affiliated researchers can secure to conduct their studies. While the number of capacity-building events will depend on whether training costs can be covered through registrations or external funding. As for policy outreach, activities will focus on fundraising. Policy engagements to maintain the relevance of research studies and events to share the study results will be embedded in the cost of research or initiatives that J-PAL SEA can generate.

After Phase 2, our affiliated researchers, both international and Indonesian researchers, are likely to continue to support the generation of data and evidence through collaboration with J-PAL SEA and Indonesian researchers. J-PAL SEA provides on the ground support in managing relationships and data collection activities. As an organisation with extensive experience in RE and long-term relationship with key government champions within Bappenas that oversee Indonesia's future development agenda, we are confident that we will maintain our role in Indonesia's knowledge-to-policy landscape.

Even with limited activities related to policy advocacy, J-PAL SEA partners will continue to have access to evidence after Phase 2. All of J-PAL SEA ongoing and completed studies are documented in J-PAL website. As these publications are designed for policy stakeholders as audience, our partners will have access to policy insights and recommendations from studies conducted both in Indonesia and worldwide. Similarly, past training partners and researchers can access J-PAL SEA materials on randomised evaluations as well as other technical knowledge of conducting evaluations from [J-PAL Research Resource](#) and [J-PAL courses available in Edx](#).

With J-PAL sources available online and materials past training alumni gained, we believe our existing partners will continue to understand and promote the value of evaluations in policy design. Capacity building is a long-term endeavour, after 10 years J-PAL SEA have begun to see the benefits. As seen with the case of MoSA and Bappenas, their positive experience in supporting the generation of RE and using its findings have led to follow up studies and engagements. As we develop relationship and collaborate with new central government agencies, we believe our partners knowledge and experience will continue to grow.

One of the main challenges to fundraising for J-PAL SEA sustainability is the donor's limited interest in funding non-research activities. Based on J-PAL SEA's experience in Phase 1 and 2, many donors are interested in funding research projects that align with their policy priorities. However, funds generated from the overhead cost of research projects are not enough to fund core activities as a non-profit research institution. Occasionally, donors have a cap of 10 percent of overhead charges. As J-PAL SEA must share its overhead cost with its host university, we often have to reduce the fees for the core expense. One of the ways J-PAL SEA tries to tackle issue is to negotiate for

donors to fund larger initiatives rather than individual research projects that align with the donor's mission and policy priorities. In addition, inside larger initiatives, J-PAL SEA can incorporate fees and operational costs to cover time for finance and administration of the general office.



Picture 5. Training mothers and fathers on child nutrition in Jakarta. Photo by: J-PAL SEA

V. Mainstreaming Gender, Disability, and Social Inclusion (GEDSI) in J-PAL SEA Activities

Achievements

In Phase 2, J-PAL SEA increased its focus to increase the mainstreaming of gender, disability, and social inclusion in our activities. First, in 2019 J-PAL SEA began to categorise studies based on the intervention design being evaluated and how indicators are measured. In some studies, we could track gender from automated government data such as bus transit time; hence we categorised them as gender-neutral studies. In other cases, studies are designed to address gender dynamics (gender transformative studies) or collect gender aggregated data that can inform efforts to mainstream gender in policies (gender-sensitive studies).⁵⁸ Second, to increase the number of studies prioritising GEDSI, J-PAL required researchers to address the social equity of marginalised groups when applying to the IRF. Third, J-PAL SEA has hired consultants to inform the inclusivity of the research process. Fourth, J-PAL has trained staff and external stakeholders to mainstream gender in the research process.

Table 2. Number of Studies in Phase 1 based on Gender Inclusion

Gender Category	No. of studies	Percentage
Gender Blind / Neutral	13	57 %
Gender Sensitive	6	26 %
Gender Transformative	4	17 %
TOTAL	23	100 %

Table 3. Number of Studies in Phase 2 based on Gender Inclusion

Gender Category	No. of studies	Percentage
Gender Blind / Neutral	12	29 %
Gender Sensitive	20	48 %
Gender Transformative	10	24 %
TOTAL	42	100 %

Most J-PAL SEA studies in Phase 2 are focused on testing programs that empower

⁵⁸List of studies based on gender categories is available in [Annex 9.5](#)

women or have strengthened the inclusion of women in its data collection process. In Phase 1, only 10 out of 23 studies managed in Phase 1 consider gender in its research design. In Phase 2, J-PAL SEA managed 20 studies that were gender sensitive (plans around gender dynamics or studies are disaggregated based on gender), and 10 studies that were gender transformative (actively challenge systems of gender inequality).

Among the studies that were gender transformative, J-PAL SEA-affiliated researchers conducted studies on child marriage, collected data on gender-based violence during COVID-19, and conducted studies related to gender-dynamics of childcare and barriers to female labor participation. These gender transformative exploratory and full-scale studies have received funding from J-PAL SEA IRF.⁵⁹

J-PAL SEA has also increased its investment in developing studies that capture the experience of people with disabilities. In 2021, nine ongoing and exploratory studies⁶⁰ included plans to incorporate questions on disability. The increase was possible due to an additional requirement for all the researchers of IRF-funded projects to include survey questions on disability and create subgroup analysis whenever possible. For example, an additional module in the growth chart study allowed us to measure if childcare was influenced by parents' disabilities. Similarly, the survey asked whether a child has a disability and how it affects their daily activity. In addition, in Kartu Prakerja, researchers were trying to understand more about the characteristics of beneficiaries through SUSENAS and PMO administrative data. Moving forward, J-PAL SEA also plans to create a guideline to increase disability inclusion in the research designs and data collection process.

Strategic Approach

In Phase 2, J-PAL SEA allocated 23% of its budget for GEDSI-related activities. Along with the new Gender Sector in J-PAL Global in 2019, J-PAL SEA also increased its focus to increase the mainstreaming of gender. In March 2019, J-PAL SEA conducted an internal workshop for staff to increase awareness of the principles of gender equality and to guide staff to design research protocols and instruments that are gender sensitive. A similar workshop was conducted with external partners and was attended by 47 participants. The interactive workshops provided researchers and practitioners tools to apply a gender lens in program and M&E design. In 2020, J-PAL SEA collaborated with KSI in conducting a similar gender workshop. As a result, it contributed to KSI's publication "[Gender Equality, Disability and Social Inclusion in Practice.](#)" In the publication, the J-PAL SEA research team shared how to implement gender-sensitive research protocols and ethics based on lessons learned in conducting a survey on Gender Violence during COVID-19.

The training on mainstreaming gender and how to implement gender-sensitive

⁵⁹ Findings and learnings from the studies are available in [Annex 9.8](#)

⁶⁰ A list of studies with survey questions on PwD; E-commerce, digital lending, vocational education, Kartu Prakerja, Child Marriage, Stunting Growth Chart, Village governance, Disaster Insurance Index, Islamic Finance

research was conducted regularly for research staff and enumerators. Every six-month, new staff were introduced to gender mainstreaming training. For research on sensitive subjects or gender-specific research, enumerators receive training to ensure a set of minimum must-do's is conducted to ensure ethical research. For example, before asking sensitive questions, enumerators need to ensure the interview is conducted in a comfortable place and allow respondents to stop the interview if they feel uncomfortable or insecure. The research guideline on gender-sensitive research was developed by working with a gender consultant. A similar guideline is currently underway to increase the inclusion of people with disabilities (PwD) in J-PAL SEA studies.

The increased investment in GEDSI has been mainly contributed by increased gender-related studies funded by IRF. The increased focus on gender-related studies began with J-PAL SEA M&E Team identifying the program design and outcome of interest of ongoing and exploratory studies in terms of gender responsiveness.⁶¹ With the framework in place, J-PAL SEA policy team engaged policy partners for potential new studies related to gender. As a result, it became one of the research priorities for studies developed by J-PAL SEA Post Docs. In 2019, the J-PAL SEA policy team bridged the creation of the study with the Government of Jakarta to increase participation in early childhood education to include gender components.⁶² In the same year, J-PAL SEA Post Docs began an exploratory study to address unequal power structures behind child marriage. In 2020, J-PAL SEA generated two non-RE related to GEDSI. First, to understand the increase in gender violence during the pandemic. Second, a survey of PKH facilitators was conducted to understand the social-economic impact of COVID-19 on people with disabilities.

Moving forward, J-PAL SEA will continue its investment in GEDSI-related research. In 2021, J-PAL SEA initiated several studies focusing on gender, specifically women's participation in economic activities. The groundwork for creating a larger gender sector begins with conducting a public seminar with the Ministry of Empowerment and Child Protection (MoWECP). The seminar invited J-PAL Gender Sector Chair Seema Jayachandran to share available evidence on programs promoting women empowerment and gender equality. In 2022, J-PAL SEA also recruited a new Post Doc, who will focus on generating new studies in the gender sector and potentially build the groundwork for a larger gender initiative.

J-PAL SEA has consulted with disability inclusion specialists or hired consultants within specific research projects to enhance analysis regarding the challenges faced by individuals or families with disabilities. Individual consultants were hired for the Stunting/Growth Chart and Child Marriage projects who developed and trained the research team on inclusive study protocols, developed interview questions for individuals or families living with a disability, and assisted in the qualitative data

⁶¹ Using the framework from Glennerster, R. et al. "A Practical Guide to Measuring Women and Girls Empowerment in Impact Evaluations." J-PAL SEA categorises research as gender blind/neutral, gender sensitive/aware and gender transformative.

⁶² The research designed include delivery strategies to increase the involvement of fathers in childcare. Through evaluating the involvement of fathers, the evaluation had aimed to produce valuable knowledge to change norms surrounding child reading that has been predominantly viewed as the role of mothers.

analysis. Early in the pandemic, J-PAL SEA's engagement with MAMPU and AIDRAN resulted in collecting an online survey on the social-economic impact of Covid-19 specific to people with disabilities.

To promote GEDSI in J-PAL SEA policy and training events, J-PAL SEA has made a conscious effort to have women represented in public events and ensure accessibility. Whenever possible, we try to achieve the best practice of having half of the speakers composed of women. Similarly, for J-PAL SEA's training programs, we pay attention to the gender balance between course speakers and participants. J-PAL SEA also inserted a gender lens into our training modules, including a module on measuring women's empowerment in the Evaluating Social Programs course. Meanwhile, to increase accessibility, we ask participants to indicate whether they need sign language interpreters or other support. In open public events organised by J-PAL SEA, whether offline or online, sign language interpreters are present for the duration of the event. We have also started to improve the accessibility of our online content by providing Bahasa Indonesia and English captioning for all recently published videos.

In terms of internal operations and policies, J-PAL SEA has continuously improved measures to ensure a safe working environment for staff. Since Phase 1, most J-PAL SEA staff and managers have been female. In 2019, J-PAL SEA appointed a gender representative to work with other J-PAL regional offices to draft policies that prevent discrimination, abuse, exploitation, and harassment in the workplace. As part of the activity, staff training on new policies was provided, and an internal committee was formed to handle reports of violations.

Lessons

Having protocols integrated into J-PAL SEA MEL design and staff training has been monumental in mainstreaming GEDSI in J-PAL SEA work. Practical tools allow research and policy staff to seek potential ways to integrate gender into their research design. The training for mainstreaming Gender is provided annually to new staff and newly invited researchers. Understanding GEDSI-related studies is prioritised in IRF and is monitored by M&E of J-PAL SEA's leverage to invited researchers to ensure the inclusiveness of studies. The transition to ensure all studies considered GEDSI aspects took around six months to adapt. Having staff and managers trained in gender sensitivity provided a smoother transition as they became the advocates to add questionnaires in surveys or to discuss potential modifications to partner programs to ensure the inclusiveness of the study.

One of the challenges to maintaining GEDSI as one of J-PAL SEA's focus is staff changes. There is turnover of staff annually at J-PAL SEA with staff leaving to further their education. In addition, the number of staff has grown with the increase in the studies managed. Therefore, retraining must be conducted to reinforce the importance of inclusion in J-PAL SEA studies. One of J-PAL SEA's solutions was to include GEDSI training as part of the new staff's induction process and ensure a module is inserted to train external partners who assist J-PAL SEA in data collection.

Meanwhile, the main challenge in increasing studies, specifically targeting people with disabilities, is the limitation of data. Awareness of GEDSI inclusion is improving in many government organisations. However, not all partnering organisations capture information on people's disabilities. Without prior information, when selecting the sample for interviews, the research team may not always be able to identify people with disabilities. Meanwhile, for specific programs targeted at people with disabilities, the targeting beneficiaries are often small; hence due to statistical reasoning, it becomes difficult to conduct a randomised evaluation.



Picture 6. J-PAL SEA Seminar on the results of Branchless Banking Study in February 2020

VI. Monitoring and Evaluation

J-PAL SEA's three main activities, research, policy, and capacity building, work in parallel to strengthen evidence-informed decision-making in Indonesia. By increasing evidence generated through research, J-PAL SEA can advocate for the use of evidence in policies. The process can also be reversed where J-PAL SEA uses available evidence from RE conducted in Indonesia and worldwide to open potential partnerships with new partners. Meanwhile, capacity-building activities support both research and policy outcomes. By having partners become more aware of the potential of rigorous evaluations, they can become better supporters for evidence generation and users of evidence.

Tracing J-PAL SEA's influence on policy changes begins by documenting engagement with partners. Engagement with partners is done by both research and policy team throughout the stages of the study. In the project development phase, to ensure research is relevant, policy questions and potential for policy influence are captured in project journals by research associates. Engagements with potential partners change during the course of the studies and are also flagged in meeting logs to be reviewed by the M&E team. The follow-up by the M&E team could be an interview with the related partner or finding supporting documents to capture J-PAL SEA influence on policy change. During a completion of a study, J-PAL SEA policy team create a stakeholder map based on study findings to create a priority of policy actors to engage. After outreach events and engagements, J-PAL SEA tracked policy decisions made by partners to seek whether the evidence had informed policy. The tracking is done through media monitoring of how policies are developed and finding quotes made by J-PAL SEA policy champions or in-depth interviews with partnering organisations. Results of this tracking is documented as part of significant policy change stories and case studies in J-PAL SEA annual reports.

One of the challenges and limitations of tracking policy influence is finding evidence of J-PAL SEA's direct attribution to change. J-PAL SEA role to influence policy change is through informing policy partners on the results gathered from evidence generation. The conversation occurs from one-on-one engagement with J-PAL SEA policy champions and partners. The advocacy for policy change is driven by our policy champions and partners. Hence, tracking J-PAL SEA's influence on policy change is limited to interviews and quotes made by our policy champions and partners. Result from evaluations are less likely to be directly quoted in government regulations compared to programs which directly advocate for lines in regulation and guidelines for project implementation. As a research organisation J-PAL SEA contributes to policy change by providing evidence when requested by partners and seeking input into the way the policy is scaled at national level.

To track new partners, research quality, and policy relevance of studies, J-PAL SEA uses a performance rubric created in our MELP. The process of tracking new partners, research quality, and evaluating its relevance is conducted on a quarterly basis and is used in management meetings. The process is conducted to shape each teams' quarterly plans to ensure J-PAL SEA meets its end of program targets. Meanwhile, the performance of training is conducted at the end of the year in accordance with our

reporting period for DFAT Jakarta.

To improve the process of tracking J-PAL SEA activities, modifications have been made to improve compliance. When first implemented, asking staffs to fill in information for M&E needs required a lot of manual work using excel sheets and enforcement. To streamline the reporting process, J-PAL SEA M&E tools were integrated into its management software, Salesforce, which is used by all J-PAL offices around the world. Information such as training, and policy participants is kept in Salesforce to ease analysis over multiple years. The system is also currently used to track research minimum must-dos (a checklists for research team to guide and ensure study quality is rigorous). The system assists the M&E team by sending out reminders to fill in forms based on the timeline and stages of the study. Modifications have also been made in forms used to track meetings to flag if a certain meeting might have potential policy influence, to assist follow ups made by the policy team.

In comparison to Phase 1, J-PAL SEA has significantly improved in creating a structure to capture its contribution and progress in reaching its broader goals. J-PAL SEA allocates 5% of its budget on MELP activities, which includes spending for full time policy staff to track compliance and consultancies to assist during reporting period in 2020-2022. MELP and theory of change have eased the process of writing annual reports and in establishing strategies for the office and teams. M&E targets are also integrated into staff's performance reviews. In doing so staff members are able to see how their individual contribution supports J-PAL SEA's achievement as an organisation. At the end of the year, reflections conducted at team and office levels are also conducted to capture learnings missed by the M&E team. At management level, progress and challenges are discussed at quarterly basis to resolve challenges that may arise to achieve targets.

VII. Operations

Finance and Budget Operations

From 2021 to 2022 a majority of research activities shifted to remote data collection when possible. To restart J-PAL SEA studies, new strategies were implemented to continue the process of data collection and RE. For example, in-person activities were limited to the conduct of interventions that required socialisation process. While for collecting data, studies moved to phone, online surveys, and the use of administrative data depending on the suitability for the study. Due to the transition, J-PAL SEA saw an increase in the expense for exploratory and full research projects as activities previously delayed in 2020 were restarted.

Remote activities have increased the efficiency in J-PAL SEA expenditure. In 2021, nine out of 19 exploratory and ongoing J-PAL SEA research projects used administrative data. Due to the partnership with TNP2K, Bappenas, and the Central Bureau of Statistics (BPS), several J-PAL SEA studies related to nationwide programs have been able to utilise data and results of nationwide surveys (e.g., SUSENAS and SAKERNAS) at no cost. By conducting online policy events, J-PAL SEA saved logistical cost while attracting a higher audience.⁶³

However, the cost of conducting in-person training versus online events only differs slightly. In most in-person training events, J-PAL SEA maintains the efficiency of training by sharing the cost of hosting the event. Partnering organisations will cover logistical costs such as meeting rooms, printing, and food. If accommodation is needed, participants often cover the cost themselves. Due to the funding arrangements the transition to online training does not significantly reduce the cost of hosting training events. Additionally, both during in-person and online events, on average, capacity building events maintained the same number of participants. Unlike policy events, J-PAL SEA training activities requires facilitators and group discussions hence the number of participants at both types of events on average is 35-40 participants. The average cost per person between in-person and online events only differs by approximately AUD 56/person (higher in online events). Online events require more of staff time in preparing training materials and facilitation guides.

Human Resource

As J-PAL SEA expanded the number of research partnerships, there was an increasing need for new talents. In 2021, J-PAL SEA hired 25 new staff in research, policy and training teams. The increase in the number of policy and training team members is part of operationalising J-PAL SEA's sustainability plan. The new staff roles include

⁶³ On average, J-PAL SEA online event attracts 250 participant/event. Whereas in-person policy outreach events often invite up to 100 participant/event. able to retain staff that are tied to projects that obtain external funding to continue their studies post 2022.

creating new partnerships and fundraising to provide the groundwork for activities conducted post Phase 2 of DFAT funding. Additionally, the hiring of research staff covers the position of staff that resigned to obtain an advance their degree or moving to advance their careers. As research staff's salaries are tied to studies, J-PAL SEA will be able to retain staff that are tied to projects that obtain external funding to continue their studies post 2022. For studies that will be completed after 2022, research staff will be assigned to develop new project developments and building new sector initiatives to replace J-PAL SEA IRF.⁶⁴

One of J-PAL SEA main human resource challenges was recruiting middle management. From 2018-2019, one research manager managed up to three studies. However, due to the increase in the number of studies managed by J-PAL SEA, the ratio between manager to studies increased to one manager per four to five studies. One of the main challenges in hiring at manager level is having fluency in English and an extensive background in project management, government relations, and research. Research managers are often research staff who earned promotions internally after two years working in J-PAL SEA. However, with staff interest to further their studies or career, there are times the turnover rates created gaps in middle management. To tackle the lack of middle management, J-PAL SEA focused on increasing the capacity building of current research staff and shortening the promotion period for talented staff.

Management of J-PAL SEA Indonesia RCT Fund (IRF)

The main role of IRF is to provide seed funding to conduct research and a flexible funding mechanism to fulfil sudden government requests for evidence. J-PAL SEA IRF from DFAT is provided for studies which prioritise GEDSI aspects, assist J-PAL SEA in fulfilling its end-of program targets, or is highly relevant to Indonesia's policy priorities. As funding from donors often takes time to be negotiated and obtained, J-PAL SEA IRF has a shorter consideration period for seed funding. Through the seed funding, affiliated researchers and Indonesian scholars are able to conduct pilot studies and use findings to strengthen their research proposals to obtain funding for large scale RE.

Proposals are reviewed by J-PAL SEA Executive and Scientific Directors in the span of one-to-two weeks. Specifically for large-scale/full scale RE, IRF proposals are also reviewed by DFAT. The shorter time period for review allows researchers to keep the research to partners timeline. For example, in the case of Reach up and learn there was a delay in obtaining funds from external donors. J-PAL SEA IRF assisted researchers to fill the gap of funding and prevent any delay in research activities. Similarly, in the case of the DG Tax study, J-PAL SEA IRF was used to start activities according to government's timeline while waiting for funding from J-PAL Global. In the case where studies were led by J-PAL SEA Scientific Directors, the proposal was reviewed by J-PAL affiliated researchers with expertise in the sector to maintain independence.

⁶⁴ For studies that will be completed after 2022, research staff will be assigned to develop new project developments and building new sector initiatives to replace J-PAL SEA IRF.

For research funded by the IRF, affiliated researchers were required to submit reports at the end of the activities covered by the funding. To ensure the accountability for the use of IRF, researchers were required to report results of the study and policy recommendations. Among the items reported, researchers were also required to report results related to gender or person with disabilities and results of engagements with government partners. The reports were also used as part of J-PAL SEA M&E tracking to evaluate studies relevance to gender and government priorities.

Management of Fraud Risks and Implementation of Regular Audits

J-PAL SEA Finance and Operation team conducted staff training on fraud and corruption on an annual basis. The training was aimed to ensure all of J-PAL SEA staff are able to prevent, detect and take corrective action in addressing fraud within its business operations. To prevent fraud and corruption, J-PAL SEA keeps all of its own financial accounts and ensures a segregation of duties. Financial records are kept in two systems, Intacct and Odoo software. Payment and voucher documents are maintained in a restricted access drive and reconciliation of spending is conducted regularly to prevent anomalies and discrepancies in spending and reporting. Payment is conducted through two verifications; one person creates a payment request, and another is required to approve the payment request.

J-PAL SEA maintains several control mechanisms to minimise conflict of interest and misuse of assets. To choose vendor or third-party organisation, staff are required to submit a bidding analysis. In the case where there is only one potential candidate, staff would need to submit a single source supplier justification. To minimise a conflict of interest in terms of donor, J-PAL SEA works with J-PAL Global to assess the risk of conflict. To minimise asset misuse, J-PAL SEA discourages personal transportation for office-related travel and maintains a record of fixed assets that are reviewed every three or six months. An external audit is also conducted semi-annually in compliance with protocols sets by our host university. J-PAL SEA fraud control toolkit is based on the University of Indonesia's protocols and DFAT's Fraud Control Toolkits. The kit acts as a guideline for J-PAL Finance and Operation team. Refreshment on the toolkit materials is provided to all staff at the annual level. Internally, J-PAL SEA conducts mini audits for fraud and corruption control. At the end of Phase 2, J-PAL SEA will conduct an external audit with J-PAL Global to evaluate its finances for the past five year.

VIII. Risks

The risks that J-PAL SEA faced in the past five years, apart from the challenges and lessons established in earlier sections, can be categorised based on the list of risks we've identified while creating our theory of change:

- **Political Engagement:** there were risks evidence would not be taken up due to the interest of Gol political appointees, internal politics, or lack of political engagement. To tackle this risk, J-PAL SEA developed mechanisms to develop studies in conjunction with policymakers to mitigate such risks. Policy makers were consulted to formulate policy-relevant research questions to ease the process of scaling up. However, there are still cases where changes in government priorities was out of J-PAL SEA's control and caused several projects to be halted. For example, COVID-19 caused the government to change the priority of its policies and program implementation. Due to COVID-19, J-PAL SEA halted the study on cash transfer for early childhood education and two studies related to Transjakarta bus transit systems. In the case of Transjakarta, J-PAL SEA developed non-RE based on new policies that were then implemented by PT. Transjakarta to manage its bus transit systems.
- **Buy-in from government, including access to data:** Due to recent personal identified data leaks, several ministries and the private sector within Indonesia increased their data protection protocols. Ministries and organisations' openness to share data varied and caused delays in study timelines. To establish trust in J-PAL SEA, policy and capacity-building engagements were conducted. During these engagements, J-PAL SEA shared its data protection protocols for de-identified data used in its research as established by J-PAL guidelines used in all of its studies. However, there were cases where these efforts were unsuccessful, and studies came to hibernate. In such cases, J-PAL SEA sought a new policy champion and engaged middle management to obtain buy-in.
- **Timing (right time and sufficient time):** policy change requires a combination of factors such as alignment with Gol's priorities and public support for policy change. If these factors are not in place, J-PAL SEA policy advice may not be well-aligned, or it may not reach the right people. It may be the case where a recently completed study does not directly have policy influence due to a lack of momentum. J-PAL addressed this risk by having study results and policy recommendations documented on the J-PAL website and through collaborations with J-PAL Global, finished studies could be used for evidence sharing activities to build new partnerships or when a policy window finally arose.
- **Changing personnel:** J-PAL SEA sees changing personnel as both a risk and an opportunity. Key champions and contacts may move within and out of their organisations, creating a delay in research collaborations. On the other hand, changing personnel also provides an opportunity to collaborate with new organisations where our champion is leading. To mitigate delays in research, J-PAL SEA tried to engage multiple actors within partnering organisations to

maintain the momentum of conducting research. As a second approach, J-PAL SEA asked for an introduction meeting between our key champions who may be moving to their replacements. By having our champion explain the relevance of the research collaboration to the organisation, J-PAL SEA has been able to continue partnerships between changing personnel.

- **Access to talents:** there is a risk J-PAL SEA may not be able to access the right talents. As elaborated in previous sections, J-PAL SEA faced challenges in recruiting for post-Doc positions and middle management with experience in conducting field and quantitative research. The two positions were essential for creating new studies and managing ongoing studies. To mitigate such risks, J-PAL SEA offered mentoring and training in research and work with leading international researchers to find potential young Ph.D. talents.

J-PAL SEA monitored risks and their impact quarterly and reported to DFAT Jakarta. Unlike other DFAT programs, as a research organisation, J-PAL SEA activities had a limited impact on people and the environment. However, to manage ethical research in conducting research related to children, studies were reviewed thoroughly by the Institutional Review Board in Indonesia and by universities where our affiliated researchers were based. As additional protocols, child protection training was also given to organisations that J-PAL SEA partnered with in conducting data collection.

Due to J-PAL SEA's close relationships with several key government partners, J-PAL SEA is confident in continuing its legacy to strengthen evidence-informed decision making. In the past five years, J-PAL SEA has worked to increase its presence in Indonesia by engaging with new organisations and becoming more active in national media. The increased number of completed randomised evaluations has also provided the opportunity for J-PAL SEA to inform future policies in Indonesia and other countries in Southeast Asia.

Annexes

9.1. Training participants of J-PAL SEA Courses in Phase 2

Table 24. Training Events and Performance Expectation Rubric

Year	Name Of Event	Location	Training the Right Participants	Increasing Training Participants Capacity
2018	DGT Custom Course: Intro to Impact Evaluation	Jakarta	Meet Expectation	Meet Expectation
2018	DGT Custom Course: Introduction to Data Management	Jakarta	Meet Expectation	Meet Expectation
2018	ESP with DFAT Jakarta	Jakarta	Meet Expectation	Meet Expectation
2018	ESP with FE UGM	Yogyakarta	Above Expectation	Above Expectation
2019	BPKP Custom Course	Jakarta	Meet Expectation	Meet Expectation
2019	Data Measurement with FEB UI	Jakarta	Meet Expectation	Meet Expectation
2019	ESP in IRSA Aceh	Aceh	Meet Expectation	Meet Expectation
2019	ESP with LIPI	Jakarta	Meet Expectation	Above Expectation
2020	Customized Training to Bappenas: 3-days Evaluating Social Program	Online	Meet Expectation	Meet Expectation

Year	Name Of Event	Location	Training the Right Participants	Increasing Participants Capacity	Training
2020	Blended Learning: Evaluating Social Program	Online-Inperson	Meet Expectation	Meet Expectation	
2020	edX on Evaluating Social Program in conjunction with Live-Tutorial Sessions	Online	Below Expectation	Meet Expectation	
2020	Mini Training to Amartha	Online	Meet Expectation	Meet Expectation	
2020	Mini Training to water.org	Online	Meet Expectation	Meet Expectation	
2020	Learning Series to LPEM	Online	Above Expectation	N/A (no pre-post)	
2020	Stata Training to the government of DKI Jakarta	Online	Meet Expectation	Meet Expectation	
2020	Measuring Development Impact: Intro to Impact Evaluation	Port Moresby	Above Expectation	N/A (no pre-post)	
2021	EEF Introduction to Impact Evaluation and Measurement	Online	Meet Expectation	Meet Expectation	
2021	IFII ESP Workshop	Online	Meet Expectation	Meet Expectation	
2021	ESP in IPDN	Online	Above Expectation	Meet Expectation	
2021	Online Data Collection Workshop in IRSA	Online	Above Expectation	Meet Expectation	
2021	Workshop Putlikjak dan PSPK	Online	Meet Expectation	Meet Expectation	

Year	Name Of Event	Location	Training the Right Participants	Increasing Participants Capacity	Training
2021	Workshop Conservation Strategy Fund	Online	Meet Expectation	Meet Expectation	
2022	ESP Workshop IRSA	Online	Meet Expectation	Above Expectation	
2022	Custom training for PSKP on Introduction to Impact Evaluation	Online	Meet Expectation	Meet Expectation	
2022	Custom training for PSKP on Survey Design and Programming	Online	Meet Expectation	Meet Expectation	
2022	Custom Training for PSKP on Sampling Techniques	Online	Meet Expectation	Meet Expectation	
2022	Evaluating Social Program for BRIN	In-person	Above Expectation	Above Expectation	

Table 25. Training Events and Number of Participants

Year	Name Of Event	Gender: Female	Gender: Male	Gender: N/A	TOTAL # of Participants
2018	DGT Custom Course: Intro to Impact Evaluation	6	31		37
2018	DGT Custom Course: Introduction to Data Management	8	30		38
2018	ESP with DFAT Jakarta	28	12		40
2018	ESP with FE UGM	18	16		34
2019	BPKP Custom Course	7	21		28
2019	Data Measurement with FEB UI	10	24		34
2019	ESP in IRSA Aceh	20	15		35
2019	ESP with LIPI	16	8		24
2020	Customized Training to Bappenas: 3-days Evaluating Social Program	15	10		25
2020	Blended Learning: Evaluating Social Program	24	8		32
2020	edX on Evaluating Social Program in conjunction with Live-Tutorial Sessions	79	100		179
2020	Mini Training to Amarthia			12	12
2020	Mini Training to water.org	9	7		16

Year	Name Of Event	Gender: Female	Gender: Male	Gender: N/A	TOTAL # of Participants
2020	Learning Series to LPEM	5	6		11
2020	Stata Training to the government of DKI Jakarta	21	10		31
2020	Measuring Development Impact: Intro to Impact Evaluation	32	27	19	78
2021	EEF Introduction to Impact Evaluation and Measurement	20	26		46
2021	IFII ESP Workshop	27	15		42
2021	ESP in IPDN	9	21		30
2021	Online Data Collection Workshop in IRSA	14	8		22
2021	Workshop Putlikjak dan PSPK	19	11		30
2021	Workshop Conservation Strategy Fund	15	22		37
2022	ESP Workshop IRSA	14	12		26
2022	Custom training for PSKP on Introduction to Impact Evaluation	14	10		24
2022	Custom training for PSKP on Survey Design and Programming	21	10		31
2022	Custom Training for PSKP on Sampling Techniques	12	7		19
2022	Evaluating Social Program for BRIN	16	14		30

Year	Name Of Event	Gender: Female	Gender: Male	Gender: N/A	TOTAL # of Participants
TOTAL		479	481	31	991

Table 26. Training Events and Number of Participants based on Organization Type

Year	Name Of Event	DFAT/ DFAT Partner	Donor	Govt	NGO	Private Sector	N/A	Research Organization/Academia
2018	DGT Custom Course: Intro to Impact Evaluation			37				
2018	DGT Custom Course: Introduction to Data Management			38				
2018	ESP with DFAT Jakarta	21	1	14	3		1	
2018	ESP with FE UGM			7	4	3	20	
2019	BPKP Custom Course			28				
2019	Data Measurement with FEB UI						34	
2019	ESP in IRSA Aceh	1	1	5	8		20	
2019	ESP with LIPI	4		20				
2020	Customized Training to Bappenas: 3-days Evaluating Social Program			25				

Year	Name Of Event	DFAT/ DFAT Partner	Donor	Govt	NGO	Private Sector	N/A	Research Organization/Academia
2020	Blended Learning: Evaluating Social Program		3	13	10	5	1	
2020	edX on Evaluating Social Program in conjunction with Live-Tutorial Sessions			41	40	10	88	
2020	Mini Training to Amarthia				12			
2020	Mini Training to water.org				16			
2020	Learning Series to LPEM						11	
2020	Stata Training to the government of DKI Jakarta			31				
2020	Measuring Development Impact: Intro to Impact Evaluation			33	26	1	18	
2021	EEF Introduction to Impact Evaluation and Measurement			22	9	9		6
2021	IFII ESP Workshop	7		25	8	2		
2021	ESP in IPDN			30				
2021	Online Data Collection Workshop in IRSA				2	1	19	
2021	Workshop Putlikjak dan PSPK			30				
2021	Workshop Conservation Strategy Fund			10	8		17	2
2022	ESP Workshop IRSA	2		2	2		20	

Year	Name Of Event	DFAT/ DFAT Partner	Donor	Govt	NGO	Private Sector	N/A	Research Organization/Academia
2022	Custom training for PSKP on Introduction to Impact Evaluation			24				
2022	Custom training for PSKP on Survey Design and Programming			31				
2022	Custom Training for PSKP on Sampling Techniques			19				
2022	Evaluating Social Program for BRIN			30				
TOTAL		35	5	515	148	31	249	8

Table 27. J-PAL SEA Training Expectation Rubric

Performance	Right Training Participants	Increasing the Training Participant's Capacity
Above expectations	<ul style="list-style-type: none"> Partners are engaged in program evaluation or research Partners have a high likelihood of applying training materials for current and future work Partners have a high interest in using evidence in decision-making going forward 	<ul style="list-style-type: none"> Participants have an above-average understanding of rigorous evaluation or an above-average understanding of when to do or not to do a randomised evaluation (More than half of the participants scored 80% or above on the post-evaluation tests). 75% of training participants who completed pre-post evaluation experienced increased knowledge.
Meets expectations	<ul style="list-style-type: none"> Partners are engaged in program evaluation or research Partners have a high likelihood of applying training materials for current and future work Partners have a high interest in using evidence in decision-making going forward 	<ul style="list-style-type: none"> Participants have a basic understanding of rigorous evaluation or a basic understanding of when to do or not to do a randomised evaluation (More than half of the participants scored above 60% on the post-evaluation tests). 50% of training participants who completed the pre-post evaluation experience increased their knowledge.
Below expectations	<ul style="list-style-type: none"> Partners are not engaged in program evaluation or research Partners have a low likelihood of applying training materials for current and future work Partners have a low interest in using evidence in decision-making going forward 	<ul style="list-style-type: none"> Participants have a basic understanding of rigorous evaluation (More than half of the participants scored below 59% on the post-evaluation tests). Less than 50% of training participants who completed pre-post evaluation experienced increased knowledge.

9.2. Research Partners

Table 28. List of J-PAL Research Partners

Research Partners in Phase 1

Category	Institution
National Government	TNP2K Bappenas Badan Pusat Statistik (BPS) Bappenas Disnakertrans BNP2TKI/BPMI DG Tax BPJS Kesehatan Indonesian Bank Ministry of Home Affairs Ministry of Finance BNN Ministry of Social Affairs
Provincial Government	PT. Transportasi Jakarta Kulon Progo Health and Education Ministry Sleman Health and Education Ministry Semarang, DKI, Tegal, Kendal (education ministry agency)
NGO	Mercycorps Kopernik Perkumpulan Pikul Evidence Action Swiss contact ISEAL Pattiro Mitrasamya KIBAR
Donor	Center for Global development World Bank KOICA

Category	Institution
	Exxon Mobile
Research Institution	Surveymeter University of Lampung Universitas Malikussaleh R4D Lembaga Demografi
Private	Microsoft Indocafco Allianz Gojek
GoA Supported Program	ACIAR

Research Partners in Phase 2

Category	Institution
National Government	TNP2K Bappenas Badan Pusat Statistik (BPS) Disnakertrans BNP2TKI/BPMI DG Tax BPJS Kesehatan Indonesian Bank Ministry of Home Affairs Ministry of Finance BNN Ministry of Social Affairs BPJS Ketenagakerjaan Balitbangkes Bank Indonesia Kominfo PMO Kartu Prakerja MoECRT Himbara

Category	Institution
	Kemenko-PMK TP2AK Kantor Staff President
Provincial Government	PT. Transportasi Jakarta Kulon Progo Health and Education Ministry Sleman Health and Education Ministry Semarang, DKI, Tegal, Kendal (education ministry agency) Jakarta Provincial Government West Java Provincial Gov. Semarang, DKI, Tegal, Kendal (education ministry agency)
NGO	Mercycorps Kopernik Perkumpulan Pikul Evidence Action Swiss contact ISEAL Pattiro Mitrasamya KIBAR 1000 days fund Fatayat NU Indonesia Optician Refractionist Association Bocah-Bocah Bikin Film Tanoto Foundation
Donor	Center for Global development World Bank KOICA Exxon Mobile ADB UNDP USAID
Research Institution	Surveymeter University of Lampung Universitas Malikussaleh

Category	Institution
	R4D Center for Public Policy Research (Puslitjak) LPEM FEB UI PSPK RISED SMERU Institute
Private	Bukalapak Tanihub YCAB Vantures OVO Gojek
GoA Supported Program	DFAT Behavioral Economics Team MAMPU Prospera

9.3. List of studies based on Gender Categories

I. Gender Blind/Neutral (studies on institutions or unable to trace gender impact)

BI Survey
 Drug Rehabilitation
 Perception of Corruption and support for Social Programs
 School Operation Assistance (Dana Bos)
 Seasonal Migration
 Smoking Prevention
 Tax Reform – Budget
 Tax Reform – CRM
 Tracing Mobility
 Updating the Unified Database for Social Protection
 Urban Transportation: Dispatch
 Urban Transportation: Service Frequency

II. Gender Sensitive (studies disaggregate by gender/plans around gender dynamics)

Agent Network
Cocoa Certification
Coffee Certification
Covid-19 online survey
Covid-19 online survey (PWD)
Disaster Insurance
E-Commerce
Generasi Long Term Study
High Tech – High Touch
Home Learning
Village Law: Governance
JKN Health Insurance
Kartu Prakerja
PKH Long Term Study
PKH Survey
Ratra Reform (Agent Ratio)
Ratra Reform (BPNT) Impact Evaluation
SMK
Stunting Growth Chart
Tax Reform – HR
Vaccination Study)

III. Gender Transformative (studies designed to address gender dynamics)

Branchless Banking
Child Marriage
Gender Based Violence
International Migration
Iron and Folic Acid Supplement
Labor Market Matching
Reach Up and Learn
Transparency for Development
Women and Jobs
Digital Literacy

9.4. Research Performance Expectation Rubric

J-PAL used the following three categories to measure the performance of its research projects.

1. Above Expectation

- **Quality of Research Criteria:** Projects are above expectation if it fulfills 90% of their Minimum Must-Dos (MMD) and show more than 30% effort of conducting Best Practice (BP) unless BP is unavailable.
- **Fit for Purpose Research:**
 - The research topic is highly aligned with stakeholders' priorities, as defined by their plans, strategies, external communications, or discussions with J-PAL SEA.
 - The research topic can potentially impact stakeholder effectiveness and/or beneficiaries.
- **Right Research Partners:**
 - Partners have a high-level position in the organization. Usually, they are senior level
 - Partners have a wide network (i.e., intra-ministerial, other organizations)
 - Partners have a large number of beneficiaries or a large number of financial resources
 - Partners have a high likelihood to advocate for policy change

2. Meets Expectation

- **Quality of Research Criteria:** Projects meet expectations if they only fulfill 75-89 MMDs and show minimum effort to fulfill BP.
- **Fit for Purpose Research:**
 - The research topic is somewhat aligned with stakeholders' priorities, as defined by their plans, strategies, external communications, or discussions with J-PAL SEA.
 - The research topic can potentially impact stakeholder effectiveness and/or participants.
- **Right Research Partners:**
 - Partners have a moderate position in the organization, somewhat in the middle.
 - Partners have a medium number of local partners
 - Partners have a moderate number of beneficiaries or financial resources
 - Partners have a moderate likelihood to advocate for policy change

3. Below Expectation

- **Quality of Research Criteria:** Projects are below expectation if it fulfils less than 75% of their MMDs.
- **Fit for Purpose Research:**
 - The research topic does not align with stakeholders' priorities, as defined by their plans, strategies, and external communications
 - The research topic does not have the potential to impact participants or stakeholder effectiveness.
- **Right Research Partners:**
 - Partners hold a junior level in their organization
 - Partners have a small number of local partners
 - Partners have a small number of beneficiaries
 - Partners have a low likelihood to advocate for policy change

Performance of Completed Studies

No	Study	MMD	Best Practice	Quality of Research:	Fit-for-Purpose	Right Research Partners
1	Study on: Generasi	MMD: 100%	Best Practice: Not Applicable	Quality of Research: Above Expectation	Fit-for-Purpose: Above Expectation	Right Research Partners: Above Expectation
2	Study on: PKH	MMD: 100%	Best Practice: Not Applicable	Quality of Research: Above Expectation	Fit-for-Purpose: Above Expectation	Right Research Partners: Above Expectation
3	Study on: Transparancy for Development	MMD: 100%	Best Practice: Not Applicable	Quality of Research: Above Expectation	Fit-for-Purpose: Above Expectation	Right Research Partners: Meet Expectation
4	Study on: PBDT (Completed in Dec 2018)	MMD: 100%	Best Practice: Not Applicable	Quality of Research: Above Expectation	Fit-for-Purpose: Above Expectation	Right Research Partners: Above Expectation
5	Study on: JKN Health Insurance	MMD: 100%	Best Practice: Not Applicable	Quality of Research: Above Expectation	Fit-for-Purpose: Above Expectation	Right Research Partners: Above Expectation
6	Study on: School Based Smoking Prevention	MMD: 100%	Best Practice: 100%	Quality of Research: Above Expectation	Fir-for-Purpose: Meet Expectation	Right Research Partners: Above Expectation
7	Study on: Branchless Banking	MMD: 96%	Best Practice: 75%	Quality of Research: Above Expectation	Fir-for-Purpose: Meet Expectation	Right Research Partners: Meet Expectation
8	Study on: International Migration	MMD: 100%	Best Practice: 92%	Quality of Research: Above Expectation	Fit-for-Purpose: Above Expectation	Right Research Partners: Above Expectation
9	Study on: Cocoa Certification	MMD: 93%	Best Practice: 94%	Quality of Research: Above Expectation	Fir-for-Purpose: Meet Expectation	Right Research Partners: Meet Expectation
10	Study on: Coffee Certification	MMD: 100%	Best Practice: 92%	Quality of Research: Above Expectation	Fir-for-Purpose: Meet Expectation	Right Research Partners: Meet Expectation
11	Study on: Seasonal Migration	MMD: 100%	Best Practice: 71%	Quality of Research: Above Expectation	Fir-for-Purpose: Meet Expectation	Right Research Partners: Meet Expectation
12	Study on: Rastra Reform	MMD: 100%	Best Practice: 100%	Quality of Research: Above Expectation	Fit-for-Purpose: Above Expectation	Right Research Partners: Above Expectation
13	Study on: Child Marriage	MMD: 100%	Best Practice: 100%	Quality of Research: Above Expectation	Fit-for-Purpose: Above Expectation	Right Research Partners: Meet Expectation

14	Study on: Disutility from Corruption	MMD: 100%	Best Practice: 80%	Quality of Research: Above Expectation	Fit-for-Purpose: Meet Expectation	Right Research Partners: Above Expectation
15	Study on: Women & Jobs	MMD: 100%	Best Practice: 75%	Quality of Research: Above Expectation	Fit-for-Purpose: Above Expectation	Right Research Partners: Above Expectation
16	Study on: Vaccine Take-Up	MMD: 100%	Best Practice: 92,80%	Quality of Research: Above Expectation	Fit-for-Purpose: Above Expectation	Right Research Partners: Meet Expectation
17	Study on: Kartu Prakerja	MMD: 100%	Best Practice: 100%	Quality of Research: Above Expectation	Fit-for-Purpose: Above Expectation	Right Research Partners: Above Expectation

Performance of Ongoing Study

No	Study	MMD	Best Practice	Quality of Research	Fit-for-purpose	Right Research partners
1	Study on: Tax Reform (Budget)	MMD: 100%	Best Practice: 100%	Quality of Research: Above Expectation	Fit-for-Purpose: Above Expectation	Right Research Partners: Above Expectation
2	Study on: Tax Reform (HR)	MMD: 100%	Best Practice: 100%	Quality of Research: Above Expectation	Fit-for-Purpose: Above Expectation	Right Research Partners: Above Expectation
3	Study on: Stunting Growth Chart	MMD: 100%	Best Practice: 100%	Quality of Research: Above Expectation	Fit-for-Purpose: Above Expectation	Right Research Partners: Meet Expectation
4	Study on: Agent-Ratio EStudy on: periment (on BPNT)	MMD: 100%	Best Practice: 100%	Quality of Research: Above Expectation	Fit-for-Purpose: Above Expectation	Right Research Partners: Above Expectation
5	Study on: Village Law: Governance	MMD: 100%	Best Practice: 100%	Quality of Research: Above Expectation	Fit-for-Purpose: Above Expectation	Right Research Partners: Above Expectation
6	Study on: High Tech High Touch (HTHT)	MMD: 100%	Best Practice: 80%	Quality of Research: Above Expectation	Fit-for-Purpose: Above Expectation	Right Research Partners: Above Expectation
7	Study on: Urban Transportation: Service Frequency	MMD: 100%	Best Practice: 100%	Quality of Research: Above Expectation	Fit-for-Purpose: Above Expectation	Right Research Partners: Above Expectation

Performance of Exploratory Study

No	Study	MMD	Best Practice	Quality Research of	Fit-for-purpose	Right Research partners
1	Study on: Reach up and Learn	MMD: 100%	Best Practice: 100%	Quality Research: Above Expectation	Fit-for-Purpose: Meet Expectation	Right Research Partners: Meet Expectation
2	Study on: E-Commerce	MMD: 100%	Best Practice: 100%	Quality Research: Above Expectation	Fit-for-Purpose: Above Expectation	Right Research Partners: Above Expectation
3	Study on: Improving the Link between Vocational High School (SMK) and Industry	MMD: 100%	Best Practice: 100%	Quality Research: Above Expectation	Fit-for-Purpose: Above Expectation	Right Research Partners: Above Expectation
4	Study on: Disaster Insurance	MMD: 100%	Best Practice: 100%	Quality Research: Above Expectation	Fit-for-Purpose: Above Expectation	Right Research Partners: Above Expectation
5	Study on: Drugs Rehabilitation	MMD: 100%	Best Practice: 100%	Quality Research: Above Expectation	Fit-for-Purpose: Above Expectation	Right Research Partners: Above Expectation
6	Study on: Iron and Folic Acid Supplementation	MMD: 100%	Best Practice: 100%	Quality Research: Above Expectation	Fit-for-Purpose: Above Expectation	Right Research Partners: Above Expectation
7	Study on: Agent Network	MMD: 95.24%	Best Practice: 85.71%	Quality Research: Above Expectation	Fit-for-Purpose: Meet Expectation	Right Research Partners: Meet Expectation
8	Study on: Urban Transport Dispatch	MMD: 100%	Best Practice: 100%	Quality Research: Above Expectation	Fit-for-Purpose: Above Expectation	Right Research Partners: Above Expectation
9	Study on: Digital Literacy	MMD: 100%	Best Practice: 100%	Quality Research: Above Expectation	Fit-for-Purpose: Above Expectation	Right Research Partners: Above Expectation

Performance of Non-RE Study

No	Study	MMD	Best Practice	Quality of Research	Fit-for-purpose	Right Research partners
1	Study on: Online survey of Covid-19 Social Economic Impact	MMD: 100%	Best Practice: 100%	Quality of Research: Above Expectation	Fit-for-Purpose: Above Expectation	Right Research Partners: Above Expectation
2	Study on: Online survey of Covid-19 Social Economic Impact among people with disabilities	MMD: 100%	Best Practice: 100%	Quality of Research: Above Expectation	Fit-for-Purpose: Above Expectation	Right Research Partners: Above Expectation
3	Study on: PKH Survey: Covid-19 impact on social assistance beneficiaries	MMD: 100%	Best Practice: 70%	Quality of Research: Above Expectation	Fit-for-Purpose: Above Expectation	Right Research Partners: Above Expectation
4	Study on: Home Learning	MMD: 100%	Best Practice: 83%	Quality of Research: Above Expectation	Fit-for-Purpose: Above Expectation	Right Research Partners: Above Expectation
5	Study on: GBV	MMD: 100%	Best Practice: 100%	Quality of Research: Above Expectation	Fit-for-Purpose: Above Expectation	Right Research Partners: Above Expectation
6	Study on: BI Survey: DFS use during Covid-19	MMD: 100%	Best Practice: 100%	Quality of Research: Above Expectation	Fit-for-Purpose: Above Expectation	Right Research Partners: Above Expectation
7	Study on: Mobility during Covid-19*	MMD: Not Applicable	Best Practice: Not Applicable	Quality of Research: Not Applicable	Fit-for-Purpose: Above Expectation	No external partner
8	Study on: Labor Market Matching	MMD: 100%	Best Practice: 100%	Quality of Research: Above Expectation	Fit-for-Purpose: Above Expectation	Right Research Partners: Meet Expectation

Note: The studies where the MMD best practice component is labelled as “Not Applicable, N/A”, intend to mean that these projects are undergoing a stage in the study where the quality of the study has been guaranteed and the requirement for best practice do not apply. For example, in the case of PBDT and Mobility study, it uses already anonymized data hence practices to ensure data security does not apply.

Description of Research Performance Rubric

4. Above Expectation

- **Quality of Research Criteria:** Projects are above expectation if it fulfills 90% of their Minimum Must-Dos (MMD) and show more than 30% effort of conducting Best Practice (BP) unless BP is unavailable.
- **Fit for Purpose Research:**
 - The research topic is highly aligned with stakeholders' priorities, as defined by their plans, strategies, external communications, or discussions with J-PAL SEA.
 - The research topic can potentially impact stakeholder effectiveness and/or beneficiaries.
- **Right Research Partners:**
 - Partners have a high-level position in the organization. Usually, they are senior level
 - Partners have a wide network (i.e., intra-ministerial, other organizations)
 - Partners have a large number of beneficiaries or a large number of financial resources
 - Partners have a high likelihood to advocate for policy change

5. Meets Expectation

- **Quality of Research Criteria:** Projects meet expectations if they only fulfill 75-89 MMDs and show minimum effort to fulfill BP.
- **Fit for Purpose Research:**
 - The research topic is somewhat aligned with stakeholders' priorities, as defined by their plans, strategies, external communications, or discussions with J-PAL SEA.
 - The research topic can potentially impact stakeholder effectiveness and/or participants.
- **Right Research Partners:**
 - Partners have a moderate position in the organization, somewhat in the middle.
 - Partners have a medium number of local partners
 - Partners have a moderate number of beneficiaries or financial resources
 - Partners have a moderate likelihood to advocate for policy change

6. Below Expectation

- **Quality of Research Criteria:** Projects are below expectation if it fulfills less than 75% of their MMDs.
- **Fit for Purpose Research:**

- The research topic does not align with stakeholders' priorities, as defined by their plans, strategies, and external communications
 - The research topic does not have the potential to impact participants or stakeholder effectiveness.
- **Right Research Partners:**
 - Partners hold a junior level in their organization
 - Partners have a small number of local partners
 - Partners have a small number of beneficiaries
 - Partners have a low likelihood to advocate for policy change

9.1. Summary of J-PAL SEA Studies in Phase 2

9.1.1. Studies Developed in Phase 1 and Completed in Phase 2

1. Cumulative Impacts of Conditional Cash Transfers (PKH)

- **Timeframe:** Endline (2017), Analysis (2018)
- **Main Researchers:** Nur Chayadi (TNP2K), Rema Hanna (Harvard) Ben Olken (MIT), Rizal Adi Prima (TNP2K) Elan Satriawan (TNP2K) Ekki Syamsulhakim (TNP2K)
- **Main Partners:** TNP2K, Bappenas, Mosa
- **Project Description:** J-PAL SEA Scientific Directors were involved in the analysis and publication process of the PKH working paper. The evaluation was led by TNP2K and estimated the impact of Indonesia's conditional cash transfer (PKH) six years after the program launched. The follow-up survey was conducted in September-November 2013. The study uses data from 14,000 households in 360 sub-districts across Indonesia. The Hopeful Family Program (PKH) was launched in 2007. The program provides quarterly cash transfers to very poor households with children or pregnant and/or lactating women. A fraction of the payment is conditional on fulfilling several health-education-related obligations.
- **Findings:** The study found that conditional cash transfer reduced stunting after 6 years. The program reduced stunting by 26% and severe stunting by an even more impressive number of 58%.
- **Source of Funding:** GoA through MAHKOTA

2. Conditional Community Block Grant (Generasi) – Long-Term Study

- **Timeframe:** Endline (2017), Analysis (2018)
- **Main Researchers:** Ben Olken (MIT), Audrey Sacks (World Bank), Junko Onishi (World Bank), Susan Wong (World Bank)
- **Partners:** World Bank, Ministry of Home Affairs (MoHA)
- **Project Description:** The study sought to measure the long-term impact of community block grants on health and educational outcomes. Grants were distributed at the kecamatan level but then funded programs at the village level. The initial study began in 2007 across 300 kecamatan. The long-term evaluation was performed by revisiting the 300 kecamatans visited in 2007-2009 to capture changes that happened since.

- **Findings:**

- Since 2009, the overall health and education environment in Generasi IE districts in both treatment and control villages improved with overall improvements in education and health access and dramatic declines in stunting. Vital health indicators, such as deliveries attended by a doctor or midwife, have increased substantially since 2009 and now account for over 92% of births in the sample area. Similarly, school participation rates have risen significantly since 2009: enrolment for school years 7–12 was 98% in 2016. This has meant the program to provide pay for performance block grants has significantly less room to influence Generasi's targets. In other words, as control villages were catching up, there were no longer a difference in malnutrition and school enrolment rates between villages that receive Generasi and those who did not.
- However, through its facilitation, community participation, and targets and incentive/system, even with very modest block grants, Generasi has continued to effectively mobilise community members to attend the Posyandu for infant weighing and to attend maternal health/parenting classes.

In the lowest quintile areas, Generasi has continued to be effective in getting community members to attend the Posyandu and increasing immunisation and Vitamin A distribution.

- **Source of Funding:** GoA through IRF

3. **Updating Unified Database (PBDT) / Household Knowledge of Eligibility and Investments in Indonesia**

- **Timeframe:** Intervention (2016), Endline (2017), Analysis (2018)
- **Main Researchers:** Abhijit Banerjee (MIT), Rema Hanna (Harvard), Ben Olken (MIT), Sudarno Sumarto (TNP2K/SMERU)
- **Main Partners:** TNP2K, BPS
- **Project Description:** This evaluation built on the Gol's national Unified Database for Social Protection (Pemutakhiran Basis Data Terpadu or PBDT) 2015 survey, which aimed to update the existing database of Indonesia's poor and is used as the basis for targeting Indonesia's social protection programs. The research team explored how households' investment behavior was influenced by knowledge of the types of assets used to determine eligibility. For example, knowing they will be asked about owning assets such as flat screen television or number of rooms in their house, do households divert investment to maintain eligibility. The government included four asset questions (TVs, cell phone numbers, swan neck toilets, and rooms in a home) written by the research team in one of two versions of the 2016 National Socio-economic

Survey (SUSENAS). The research team then randomised the assignment of this version of the survey for households, allowing for investigation of the causal impact of asking the asset questions. J-PAL SEA categorised the study as gender-neutral as the analysis looks at household outcomes.

- **Findings:** Researchers found, six months after the targeting census was completed, adding questions on flat-screen television led to reduction in reported flat-screen TV ownership, but the other questions (cell phone, swan neck toilets, and room) do not lead to changes in asset ownership. However, one year after (March 2017 SUSENAS), researchers no longer observe any significant effects on asset ownerships. Cross-checked through independent television sales data and actual SIM card ownership, during the study period there are no change in actual television sales and SIM card ownership, suggesting actual consumption distortion In the field are likely small.
- **Source of Funding:** GoA through IRF

4. Transparency for Development

- **Timeframe:** Pilot (2014), Baseline (2015), Midline (2016-2017), Endline (2018)
- **Main Researchers:** Archon Fung (Harvard), Stephen Kosack (Washington University), Dan Levy (Harvard), Courtney Tolmie (R4D), Jean Arkedis (R4D), Jessica Creighton (R4D)
- **Partners:** R4D, Pattiro, SurveyMeter
- **Project Description:** The transparency for development (T4D) tests whether information transparency and accountability interventions impact health outcomes. The study measured the impact of community planning process and monitoring on maternal and new-born health. The intervention for the study also included actively seeking women to participate in the community discussion. The study mixed ethnography with randomised evaluation to measure the impact of the intervention. J-PAL SEA categorised the study as gender transformative as the intervention assessed the gender dynamics of community discussions and includes analysis of women's experience in civic discussions
- **Findings:**
 - The T4D program could encourage civic participation within communities.
 - Participation in the T4D program had no significant impact on improving maternal and child health

Despite the lack of income, program participants reported high civic self-efficacy and optimism that they could sustain the progress made in the community.

- **Source of Funding:** The Gates Foundation, Hewlett Foundation, DFID

5. JKN Health Insurance

- **Timeframe:** 1st Pilot (2014), 2nd Pilot (2017), Full-scale RE (2018)
- **Main Researchers:** Rema Hanna (Harvard), Ben Olken (MIT), Abhijit Banerjee (MIT), Amy Finkelstein (MIT), Arianna Ornaghi (University of Warwick), Sudarno Sumartono (TNP2K)
- **Partners:** BPJS Kesehatan, TNP2K, Bappenas, Surveymeter
- **Project Description:** The project tested various interventions to improve the take-up and retention of Indonesia's health insurance program ("JKN Mandiri") for non-poor informal sector workers in Indonesia.
- **Findings:**
 - Both temporary subsidies and assisted registrations increased initial enrolment
 - Temporary subsidies attracted lower-cost enrollees and resulted in increased coverage (more than eightfold) at no higher unit costs

However, the most intensive (and effective) intervention – assisted registration and a full one-year subsidy) resulted in only a 30 percent initial enrolment rate, underscoring the challenges to achieving widespread coverage.

- **Source of Funding:** GoA through IRF, Koica

6. Smoking Prevention

- **Timeframe:** Pilot (2017), Full-scale RE (2018)
- **Main Researchers:** Margaret Triyana (Notre Dame), Justin White (UCSF), Baning Rahayujati (DinKes/Health Office of Kulon Progo), Fatwa Sari Dewi (Universitas Gadjah Mada)
- **Partners:** Dinas Kesehatan Pemerintah Kabupaten Kulon Progo, Dinas Pendidikan Kulon Progo, Dinas Pendidikan Sleman
- **Project Description:** The study tested an intervention where male students in 7th grade signed an individual contract that they will not smoke during their study in Junior High School. The signed contract carried a penalty if violated. This intervention also required their classmates to sign a collective declaration to keep their friends from smoking. Their classmates are allowed to report them if they are caught smoking. This intervention involved student councils (OSIS in

Indonesia) and guidance counsellors. Both monitored the students. The study result indicated whether peer influence motivated students to refrain from smoking; identified the magnitude of peer influence on students' smoking behavior by comparing the effects of an anti-smoking program to a school without the program.

- **Findings:**

- The individual pledge was effective in reducing the probability of smoking. For example, tobacco abstinence among students in the individual pledge arm increased by 6.5% or 5.1 p.p three months after the start of the program.
- Adding a school competition component had no additional effect

Cost Benefit Analysis (CBA): Researchers estimated that the program's benefits exceeded its costs by USD 3,000 to USD 7,000, implying a benefit-to-cost ratio of 5 to 19.

- **Source of Funding:**GoA Through IRF, NTU UCSF

7. International Migration

- **Timeframe:** 2015 (baseline), 2016-2017 (midline), 2019 (endline)
- **Main Researchers:** Simone Schaner (UCSF), Sam Bazzi (Boston University), Lisa Cameron (University of Melbourne), Firman Witoelar (ANU)
- **Partners:** BNP2TKI (now BP2MI), BAPPENAS, Disnakertrans SBMI
- **Project Description:**More than 500,000 Indonesian women emigrate for work each year. A critical determinant of a woman's migration experience is her placement agency (PT) choice. J-PAL SEA-affiliated researchers tested whether providing information on the quality of agents (based on ratings by former migrants) would empower migrants to make an informed decision and improve their migration experience and their welfare. The study was categorised as gender transformative as it analysed the gender dynamics of female migrant workers experience.
- **Findings:**
 - Report card decreased migration by 5 percentage point. Report card made women choosier, in doing so slowing down migration as women avoid offers from low-quality agencies.
 - Report card decreased migration only in areas populated with international migration agents.
 - Report card decreased international migration that is performed without the support of international migration agents.
 - Report cards and comics increased migrant knowledge before departure.
 - Report card and comics improved non-monetary conditions (life quality and general experience)

Since the ratification of Law No. 18/2017 and its recent enforcement of implementing regulations, the state now has a larger control on placement agencies (e.g. migrant workers need to register with regional government to apply for international migration and can only use agents verified by the Ministry of Labor). Prior to the pandemic, early 2020, J-PAL SEA conducted several policy advocacies regarding the implementation of report cards/comics with BP2MI, MigrantCare, and Bappenas. The advocacy and ability to influence came to a halt as Indonesia halts sending migrant workers abroad during the pandemic.

- **Source of Funding:** GoA through IRF

8. Branchless Banking

- **Timeframe:** Pilot (2016), Baseline (2017), Midline (2018), Endline (2018-2019)
- **Main Researchers:** Erika Deserranno (Kellogg School of Management), Gianmarco Leon (Universitat Pompeu Fabra), Firman Witoelar (SurveyMETER)
- **Partners:** An Indonesian bank Center for Global Development (CGD), ExxonMobil Foundation, Mercy Corps Indonesia
- **Project Description:** In 2016, an Indonesian bank planned to implement new financial incentives for its branchless banking services (the ability to store and obtain cash from appointed agents in small shops). The study tested two forms of intervention. On the demand side, the study evaluated whether financial literacy training for women entrepreneurs increased the products taken up and the business's overall performance. On the supply side, the study evaluated whether increasing the financial incentives of agents affected their performance.
- **Findings:**
 - Business training and financial inclusion increased women's revenue in East Java by 15 percent, and higher profits resulted in greater household welfare
 - When information about incentives is made public, higher commissions do not affect take-up or usage
 - Higher financial incentives increase take-up + 2 percentage points and usage +19 percentage points of financial products, but this is only true under a private information regime

Financial incentives may affect the demand by sending a signal about the qualities and trustworthiness of the product, the agent, and the bank

- **Source of Funding:** GoA through IRF, Center for Global Development (CGD), ExxonMobile Foundation

9. Cocoa Certification

- **Timeframe:** Baseline (2015), Midline (2017), Endline (2019)
- **Main Researchers:** Jeffrey Neilson (University of Sydney), Russell Toth (University of Sydney), Wayan Suriastini (Surveyometer)
- **Partners:** SwissContact, ACIAR, Surveyometer
- **Project Description:** Building on their work in the neighbouring Bireuen district, an implementing partner intended to provide a sustainable best practice training along with sustainability certification and market access to about 2,000 farmers in Aceh Utara district, Aceh, Indonesia, during 2017-2020. About 8,000 cocoa smallholder households in Aceh Utara, spread over 12,000 hectares.

Research question: Is there a significant livelihood impact for cocoa farmers joining a sustainability and livelihood program, gaining access to markets, and gaining access to sustainability certification?

- **Findings:** the result is forthcoming, main researchers are still in the process of analysing the results of the study to distil findings. This study faces challenges because of the dissolution of a partnership within the supply chain during the implementation period that impedes researchers to look at the impact of sustainability certification. Preliminary evidence suggests that the impacts of the training program in isolation are muted.
- **Source of Finding:** University of Sydney

10. Coffee Certification

- **Timeframe:** Baseline (2015), Midline (2017), Endline (2019)
- **Main Researchers:** Jeffrey Neilson (University of Sydney) Russell Toth (University of Sydney), Bustanul Arifin (University of Lampung)
- **Partners:** ACIAR ISEAL, IndoCafco, University of Lampung
- **Project Description:** About the project: In 2012, Sumatera produced nearly 75% of Indonesia's coffee production. In Lampung and Sumsel, production is dominated by Robusta coffee, which is later processed as instant coffee or filler ingredients for commercial blends. The typical farmer in the region is a smallholder who tends to sell beans into a long supply chain and receive a low price. With certification, farmers can access a more direct marketing chain and may receive a premium on their beans. Therefore, we randomised farmer groups to receive RA certification either in the 2015-2016 or 2018-2019 cycle.

Research questions: What was the impact of Rainforest Alliance certification (SAN/RA) on the livelihood of farmers with a 4C certification?

- **Findings:**
 - The program led to overall income improvements and poverty reductions through various channels, including farm and labor practices and prices, in conjunction with increased hours worked on- and off-farm.
 - Conditional on participation in the baseline program, impacts of the enhanced program were relatively insignificant, with the detectable impacts mixed.

Farmers within the treatment group attended more meetings suggesting a higher engagement with the farmer's community in the area.
- **Source of Funding:** The University of Sydney, GoA through IRF

11. Rastra: Reform (BPNT) Impact Evaluation

- **Timeframe:** Mar 2018 (baseline), Sept 2018 (midline), March 2019 (endline), All data is from SUSENAS
- **Main Researchers:** Ben Olken (MIT), Rema Hanna (Harvard) Abhijit Banerjee (MIT), Sudarno Sumarto (TNP2K), Elan Satriawan (TNP2K)
- **Partners:** Bappenas, TNP2K, Himbara KemenkoPMK
- **Project Description:** In 2018, the GoI reformed the delivery of Rastra from in-kind rice subsidies to electronic vouchers (BPNT, now labelled as the Sembako program) that were redeemable at a vast network of private sector agents. In addition, the study was categorised as gender sensitive as the program recipients were women.

This study aimed to test the reform's effect on the number of subsidies received by households, its impact on reducing leakages, and its impact on poverty.

- **Preliminary Results:**
 - BPNT increased the value of subsidy received by below cut-offs households by 42%
 - BPNT reduced poverty by 20% among poor and near-poor households
 - BPNT improved rice quality consumed by 16%. Poor households consumed more egg protein.
 - BPNT improved targeting. However, it does not seem to reduce leakages. In the previous in-kind program, communities have spread the in-kind assistance around to many households in the village. Hence, most people got something, but the poor received comparatively little. In BPNT regions, fewer households received the subsidy since only those who are in the eligibility list are entitled to receive the full benefit, due to the benefit being more concentrated, poor households received more on average.

The results were shared in closed-door meetings and public webinars in 2020

- **Source of Funding:** USAID DIV, J-PAL Governance Initiative

12. Seasonal Migration

- **Timeframe:** The pilot completed (2018)
- **Main Researchers:** Gharad Bryan (LSE), Syamal Chowdhury (Sydney University), Mushfiq Mobarak (Yale) Melanie Marten (Stanford), Joeri Smits (Nadel ETH Zurich)
- **Partners:** Evidence Action , Pikul, Kopernik
- **Project Description:** People who rely on agriculture often experience difficult seasons where they cannot yield crops to provide income and experience hunger. Temporary, seasonal migration to find other work may improve farming households' well-being during the lean season. This is a replication of an earlier study in Bangladesh. Farmers were offered the cost of transport to incentivise and reduce the risk of migrating.

Based on the Bangladesh no-lean season study, Researchers conducted an exploratory study to see if J-PAL SEA could implement the same intervention in Eastern Indonesia and conduct a pilot to test logistics and implementation of the intervention model. In early 2018, the research team completed the pilot in NTT.

J-PAL SEA was only involved in conducting the pilot in NTT as the main donor and partner. Evidence [Action decided to scale back the study in NTT](#) to focus on improving the intervention design in Bangladesh. However, results from the pilot study and the RE conducted in Bangladesh are available [here](#).

- **Findings:**
 - CCT Subsidy was more likely to be spent on seasonal migration. In contrast, unconditional cash transfer was more likely to be spent on non-farm capital and food consumption.
 - Support for seasonal migration can play a valuable role in helping poor and rural families cope with drops in employment opportunities and income during lean periods in the agricultural cycle.
 - Results from RE in Bangladesh indicate that the intervention is "promising." However, a successful RE requires a greater understanding of potential general equilibrium and non-economic and long-term effects.

Encouraging seasonal migration is a complex intervention that may

produce a range of indirect and unintended consequences beyond the direct economic effects on treated households.

- **Source of Funding:** Evidence Action , GoA through IRF

i. Studies Developed and Completed in Phase 2

1. Kartu Prakerja

- **Timeframe:** 2020 – 2022
- **Main Researchers:** Vivi Alatas (IYKRA) Ben Olken (MIT), Rema Hanna (Harvard Kennedy School) Sudarno Sumarto (TNP2K), Elan Satriawan (TNP2K) Achmad, Maulana (Prospera, CEDS UNPAD)
- **Partners:** TNP2K, PMO Kartu Prakerja, Prospera
- **Project Description:** Kartu Prakerja was launched during the first wave of the Covid-19 pandemic to tackle the issue of unemployment. The program combined the process of re-skilling and upskilling the labour force, cash transfer, and efforts to increase financial inclusion.

Researchers studied the impact of Kartu Prakerja by leveraging the lottery system of enrolment, SUSESENAS, SAKERNAS, and independently administered surveys. The evaluation of the program included the program's effects on labour, consumption, and financial behavior. Furthermore, the researchers compared the effectiveness of different training courses, programs targeting processes, and take-up.

First, the evaluation compared eligible applicants in 2020 and 2021 randomly selected to receive the program (treatment) to those not randomly selected (control). Second, within the treatment group, the research team did another level of randomisation with different orders of course offerings and SMS messages to encourage program take-up.

- **Preliminary Findings:**
 - Kartu Prakerja increased employment (having a job or owning a business) by 8%
 - Recipients were 18% more likely to have started a new job since the start of the first batch lottery than non-recipients
 - Receiving the program increased self-employment by 12% and entrepreneurship by 30%
 - The program increases the likelihood of earning any income by 8% and increased monthly income by Rp. 122,500
 - Receiving the program led to a 172% increase in using a certificate on the job market and a 10% increase in using the internet at work
 - Kartu Prakerja increased food security for its recipients by 6%.
 - Recipients were spending, on average, Rp. 42,100 less on food (a 2%

decrease) and Rp. 47,400 less on non-food items (a 4% decrease) in the last month. One potential explanation to this observation is that beneficiaries might be allocating their Kartu Prakerja incentives for purchases of durable assets or as funds for business capital, instead of on food and non-food items. Once available, March 2021 SUSENAS data which has a much more detailed consumption module, larger sample size, and no differential attrition issues will help clarify these impacts.

- Recipients were 8% less likely to take out loans to cope with financial hardship and 21% more likely to purchase assets.
- Kartu Prakerja increased e-wallet ownership by 53% and the likelihood of an online purchase made with an e-wallet occurring in the last month by 40%.

In 2023, researchers are conducting another round of surveys to further analyse the program's impact.

- **Source of Funding:** J-PAL SEA'S IFIL, GoA through IRF, USAID DIV, BMGF

2. Women and Jobs

- **Timeframe:** November 2021 – May 2022
- **Main Researchers:** Lisa Cameron (University of Melbourne), Diana Contreras Suarez (University of Melbourne), Diahhadi Setyonaluri (University of Indonesia)
- **Partners:** Bappenas (Directorate for Family, Women, Children, Youth and Sports)
- **Project Description:** Indonesia has experienced a high economic growth rate over the last four decades. GDP per capita has increased more than four-fold from just over USD 1,000 (in constant 2010 USD) in 1980 to about USD 4,500 today. This growth has been accompanied by a large increase in women's educational attainment – only 3.4% of Indonesian women aged 25+ had completed upper secondary school in 1980, compared to 31% in 2018. These dramatic changes have, surprisingly, not resulted in an increase in women's participation in the labor market. Indonesian women's labor market participation has remained relatively constant, with around 50% of women working. Previous research has shown that marriage and childcare responsibilities hinder women's economic participation (e.g., Cameron et al. 2017, 2019). The impact of marriage and childbirth appears to be even larger in urban areas where women are more educated, there are more job opportunities, and their productivity is potentially higher. Hence, the country bears significant economic penalties due to the lack of women's economic participation.
- **Preliminary Findings:**
 - 76% (62%) of female (male) respondents are supportive of women with children under 12 working outside the home for pay
 - Obtaining the approval of mothers and mothers-in-law appears important

to young parents – 98% (85%) of women (men) say that it is important to them to have their mother's support.

- Men and women substantially underestimate the high level of support amongst their peers for shared childcare (e.g., 65% of men and 63% of women are the mean estimates of the extent of support among men)

There is little relationship between misperceptions of the social norm and the impact of the treatment. This result suggests that merely highlighting majority community support can change social norms and behavior across the community. A demonstration of strong community support for behavior (e.g., women with children working) encourages increases in support among those with lower levels of personal support while at the same time reaffirming the views of those who already believed that there was strong community support.

- **Source of Funding:** GoA through IRF

3. Promoting Vaccine Take-Up and Tackling Vaccine Hesitancy: The Role of Local Health Workers and Leaders in Indonesia

- **Timeframe:** 2021- 2022
- **Main Researchers:** Asad Islam (Monash University), Gita Kusnadi (CISDI), Jahen Rezki (FEB UI) Armand Sim (Monash University), Giovanni van Empel (Monash University), Michael Vlassopoulos (University of Southampton and IZA), Yves Zenou (Monash University, CEPR and IZA)
- **Partners:** West Java Government , TNP2K
- **Project Description:** Increasing COVID-19 vaccination uptake is crucial for controlling the spread of COVID-19, economic recovery, and returning to normal or near-normal daily lives. However, the vaccination take-up rate in Indonesia is still far from the target of 70% of the total population receiving two doses of the COVID-19 vaccine by the end of 2021. The progress for take-up has likely been partly impeded by the high vaccine hesitancy rate. Nationwide surveys find that about 4 in 10 people are hesitant or refuse to get vaccinated. Local governments and volunteers have made creative efforts to tackle hesitancy and encourage people to vaccinate, for example, by providing lottery-based incentives. However, it is unclear whether these efforts alleviated concerns that drive hesitancy and succeeded in increasing vaccine take-up.

In this project, researchers conducted a randomised experiment to address misinformation and lack-of-information problems about the COVID-19 vaccine and increase the vaccination take-up rate in rural Indonesia. The study was conducted in three districts in West Java with the lowest 1st dose of vaccination rates.

- **Preliminary Results:**
 - Personal approach by non-layperson local ambassadors did not increase vaccination.
 - Reasons for not getting vaccines seem to be due to misconception, e.g., health conditions, fear of side effects, and doubt over vaccine effectiveness. 6 in 10 refused monetary incentives for vaccination.
 - Suggestive evidence of health cadres' treatment effects regarding females and the unemployed is worth considering maximising the role of health cadres in spreading the message.
 - Different strategies are needed to push for higher vaccination rates when information is already widespread as it is today.
- **Source of Funding:** GoA through IRF

4. Child Marriage

- **Timeframe:** 2019-June 2022
- **Main Researchers:** Milda Irhamni (Researcher), Gumilang Sahadewo (J- PAL SEA)
- **Partners:** Fatayat NU, Bocah-Bocah Bikin Film, RISED
- **Project Description:** In Indonesia, the incidence of child marriage has been slowly declining. However, the incidence is relatively high in several pockets of the country. In this setting, child marriage also correlates with less favorable outcomes. These findings call for a locally tailored intervention to reduce the incidence of child marriage. The project aimed to rigorously test the impacts of informing parents and adolescents about the costs of child marriage and the benefits of delaying such practice. The information, delivered through edutainment, also provided alternative religious views about child marriage practice. The message focused on motivating individuals to weigh the benefits and costs of marriage at an early age to counterbalance existing norms.

The study's increasing relevance as child marriage dispensations to the Ministry of Women Empowerment and Child Protection (MoWECP) tripled during the pandemic in 2020. The effective interventions are low- cost and easily scalable by governments or NGOs like Fatayat NU.

- **Findings:**
 - Information interventions effectively induce girls' to have better overall perceptions of issues related to child marriage. The positive effect on the overall perception of the information intervention primarily works through improving girls' perceptions of the risks associated with child marriage and the benefits of delaying marriage.
 - More comprehensive interventions (addressing present bias and religious beliefs are more effective.

Results from the interviews and focus group discussions confirm the incidence of child marriage among disabled children. One of the key determinants of child marriage among disabled children is economic factors, particularly poverty. Results from the interviews and focus group discussions also suggest challenges faced by disabled individuals in efforts to prevent child marriage.

- **Source of Funding:** J-PAL's PPE, GoA through IRF

5. Corruption and Support for Social Protection Programs

- **Timeframe:** Survey Experiment (November – December 2021)
- **Main Researchers:** Arya Gaduh (University of Arkansas), Rema Hanna (Harvard), Ben Olken (MIT)
- **Partner:** Bappenas, MoSA
- **Project Description:** Policies put in place to address fraud and corruption often face a trade. Strict rules to reduce leakage and fraud may hamper the distribution of assistance to legitimate beneficiaries. Concerns of fraud and mistargeting can also lead to increasing rules that may increase stigma around the program and discourage legible individuals from applying. Such perceptions may also undermine political support, resulting in smaller assistance distributed to fewer people. Researchers conducted a survey experiment with over 28,000 social assistance program administrators and over 19,000 program beneficiaries across Indonesia. The experiment aimed to analyse how respondents traded off between more generous social assistance and more losses due to corruption and fraud.

In the survey, respondents were asked about a hypothetical new government assistance program that provided cash transfers to poor households. Respondents were told what fraction was “missing” due to leakages, what fraction remains unspent, and how happy the program's beneficiaries were. Researchers randomly varied the percentage of the program that reached beneficiaries and was lost to corruption and fraud, as well as beneficiaries' happiness.

- **Findings:**
 - Respondents viewed programs with missing funds more negatively, but this was small compared to the value they attached to more aid received by beneficiaries.
 - While respondents were relatively insensitive to the amount of corruption, they were sensitive to the mere presence of corruption. Mentioning corruption had the same effects on respondent satisfaction as decreasing the amount distributed to beneficiaries.
 - Program administrators and beneficiaries had similar views.
 - The result suggests preventing small corruption occurrences may disproportionately affect program perception. Although people value

improvements in services substantially, anecdotes of corruption can affect support for a program more than the actual amount lost.

- **Source of Funding:** GoA through IRF, J-PAL, Innovation in Government Initiative

ii. Ongoing Studies

1. Tax Management Reform (Human Resource – HR)

- **Timeframe:** Intervention (Oct 2019 – Oct 2021), Endline (Apr 2021-Sept 2022)*
*data collection and administrative data sharing
- **Main Researchers:** Benjamin A. Olken (MIT) Rema Hanna (Harvard), M. Chatib Basri (UI), Claire Walsh (J-PAL, Oxford)
- **Partners:** Ministry of Finance Directorate General of Tax

- **Project Description:** Low tax revenues significantly limit governments' ability to provide essential infrastructure and social services to their people. In collaboration with the Government of Indonesia's Directorate General of Taxation (DG Tax), researchers conducted multiple randomised evaluations (RE) to estimate the tax administration production function by measuring the impact of changes in capital and labour on tax revenue and compliance in a national sample of tax offices. DG Tax implemented the interventions for each experiment as part of their regular operations.

Through randomised evaluation, researchers aim to understand the following:

- Can additional employees increase tax revenue and service at the Medium Tax Office (KPP)? What are the impacts of adding more AR to understaffed KPP?
 - Does the impact of other AR vary according to differences in AR quality, such as education level, training participation, and previous performance history? What is the most effective way to utilise additional employees?
 - What is the impact of reducing the amount of AR at overstuffed KPP on said KPP's performance? How does the Head of KPP handle the challenge of employee reduction?
- **Current Progress:**
 - The intervention implementation was completed in October 2021.
 - The research team analysed the first stage results from the partial data received in January 2022 and the survey conducted in April-May 2021.
 - After a series of clarification and negotiation meetings, a new data use agreement and updated data security protocol are in place. The research team is currently waiting to receive access to the complete administrative data to analyse the program's impact.

- **Source of Funding:** GoA through IRF, J-PAL Government Partnership Initiative,

NSF (US National Science Foundation)

2. Tax Management Reform (Budget Allocation)

- **Timeframe:** Intervention: Jan 2019-, Dec 2020, Endline: Endline (Apr 2021-Sept 2022)
- **Main Researchers:** Benjamin A. Olken (MIT), Rema Hanna (Harvard), M. Chatib Basri (UI), Claire Walsh(J-PAL, Oxford)
- **Partners:** Ministry of Finance Directorate General of Tax
- **Project Description:** Conducted simultaneously with the Tax Management (HR) study, this RCT provided randomly assigned primary tax offices in Indonesia with a budget increase for two key taxpayer monitoring and compliance activities (taxpayer letters and visits) for two years to investigate the returns to capital.

The evaluation aims to understand several research questions: What is the Return on Investment (ROI) of additional budget allocation for taxpayer follow-up activities? How do KPPs utilise that additional budget? What type of KPP gets the most benefit from that additional budget?

- **Current Progress:**
 - The intervention implementation was completed by the end of the fiscal year 2020
 - The research team analysed the first stage results from the partial data received in January 2022 and the survey conducted in April-May 2021.

After a series of clarification and negotiation meetings, a new data use agreement and updated data security protocol are in place. The research team is currently waiting to receive access to the complete administrative data to analyse the program's impact.

- **Source of Funding:** GoA through IRF, J-PAL Government Partnership Initiative, NSF (US National Science Foundation)

3. Rastra Reform (BPNT) Agent-Ratio Experiment

- **Timeframe:** 2015-2022
- **Main Researchers:** Ben Olken (MIT), Rema Hanna (Harvard), Abhijit Banerjee (MIT) Sudarno Sumarto (TNP2K) Elan Satriawan (TNP2K)
- **Partners:** Bappenas, TNP2K, Himbara KemenkoPMK

- **Project Description:** Rastra is currently Indonesia's largest social protection program, but leakage persists. In the in-kind transfer, a substantial amount of rice intended for distribution often disappeared before it reached the people due to corruption, weak oversight and inefficiencies. In 2012, eligible households only received 1/3 of their entitled benefits. Given these issues, the Government of Indonesia (GOI) is changing the structure of the bureaucracy's delivery mechanism so that private sector agents, rather than government officials, are handling the last mile of service delivery. The agent-ratio experiment is part of the larger BPNT impact evaluation to answer whether an additional agent recruitment criteria (minimum 2 agents per village) is necessary and what optimal agent ratio should be considered by the government as a standard for the national rollout.

Throughout the implementation in 2018 - 2019, the research team had monitored the intervention using the administrative agent data, obtained in collaboration with TNP2K, Bappenas, Bank Indonesia, Kemenko PMK. Leading up to 2020, as the GoI prepared for the expansion of BPNT into Program Sembako, it decided to drop the agent recruitment requirements. The initial two requirements are no longer spelled out in the newly published 2020 General Guidelines.

- **Current Progress:**
 - While the randomization assignments of this experiment were adhered to with high fidelity at the study's launch, it was found that these criteria might not have been enforced on the ground effectively enough or long enough to induce the differences in levels of agent coverage as large as anticipated in this study's design. The agent ratio study was, therefore, put on hold.
 - Since the beginning of 2021, the research team explored a potential follow-on research on measuring the impact of the transition on financial inclusion. We coordinated with TNP2K and Himbara in 2021 and 2022 to obtain regional-level data on account ownership & financial transactions in sample districts from Himbara. However, obtaining access to such data has proven to be challenging for various reasons, including shifts in government priorities regarding data sharing.

Using the existing national survey data (Susenas), the analysis of the financial inclusion component of the Rastra Reform study is currently still in progress.

- **Source of Funding:** GoA through IRF

4. High Tech High Touch

- **Timeframe:** 2021-2023
- **Main Researchers:** Daniel Suryadarma (ADBI), Milda Irhamni, Gumilang Aryo Sahadewo, Arya B. Gaduh (University of Arkansas), Takiko Igarashi (ADBI)

- **Partners:** MoECRT, LEA (local education agencies) of Semarang City, Tegal, Kendal, and DKI Jakarta, Surala, The SMERU Research Institute, Tanoto Foundation
- **Projection Description:** Based on PISA performance between 2009 and 2018, more than 60% of Indonesian students aged 15 failed to meet the minimum proficiency standards. In 2018, 40% of Indonesian students could not answer questions where all relevant information is present, and questions are clearly defined.

In collaboration with the Director General of Teachers and Education Personnel, Ministry of Education, Culture, Research, and Technology, Republic of Indonesia (Ditjen GTK - MoECRT), the research team plans to conduct full-scale RCT of two interventions. The interventions are built based on the following components:

- A 10-hour training session on changing teacher paradigms.
 - An adaptive learning software, Surala Ninja!, is provided to teachers and their students. The software is designed to be used during mathematics classes for an average of 80 minutes per week (equivalent to 40% of the time allocated for mathematics).
 - A 12-hour training session to teach higher-order skills
- **Current Progress:** The research team has completed online surveys, focus group discussions, and in-depth interviews with principals and math teachers from Banyumas, Kendal, Tegal, and Semarang. The baseline and midline survey of the study was conducted in 2022, and the study will continue its endline survey in 2023.
 - **Source of Funding:** GoA through IRF, Asia Development Bank Indonesia (ADB)

5. Stunting Growth Chart

- **Timeframe:** Mar 2019 – 2023
- **Main Researchers:** Peter Rockers (Boston University), Gunther Fink (University Basel), Doug Parkerson (IPA) Gumilang Aryo Sahadewo (J-PAL SEA, Universitas Gadjah Mada), Milda Irhamni (J-PAL SEA)
- **Partner:** 1000 Days Fund
- **Project Description:** Indonesia has three years to bring its child stunting rate down to the targeted 14 percent by 2024 (from 24.4 percent in 2021) as mandated by the 2020-2024 medium-term national development plan (RPJMN). By 2022, stunting prevention will become a priority for all districts. Unfortunately, during the Covid-19 pandemic, Posyandu activities are limited, creating even more challenges to achieve this target

Growth charts might be a highly cost-effective way to improve a child's linear

growth and development. First, however, evidence is needed to understand the impact of home-based monitoring tools on parents' behaviour and child growth.

The main objective of this exploratory study is to assess the impact and cost-effectiveness of growth charts through a cluster-randomised trial in Indonesia. In addition, the study also aims to understand how the growth chart could be integrated into the PKH program.

- **Current Progress:** The team has finished the baseline survey and the implementation targeting 1480 caregiver and child dyad. They have also conducted a qualitative study on 20 families with caregivers or children with a disability. The team is currently preparing for the endline in mid 2023.
- **Source of Funding:** GoA

6. Village Governance

- **Timeframe:** Baseline (2022)
- **Main Researchers:** Samuel Bazzi (UCSD, Boston University) Masyhur Hilmy (Boston University), Benjamin Marx (Sciences Po), Mahvish Shaukat (World Bank), Andreas Stegmann (Warwick)
- **Partners:** World Bank, Bappenas, Ministry of Home Affairs
- **Project Description:** During the pandemic's economic recovery, village governance is essential in delivering government services to beneficiaries in rural parts of Indonesia. Addressing the issue of capacity constraints has the potential to improve village governance. Village governments often face capacity constraints to manage village budgets, design and implement impactful development projects and involve citizens in village governance. To address these issues, the Ministry of Home Affairs, with the support of the World Bank, will roll out a Learning Management System (LMS). The system will combine an e-learning platform with peer- to-peer learning and mentoring and be adaptable to the initial capabilities of village government members. Researchers plan to evaluate the effect of LMS in building village government capacity, governance, and development. Given that the procurement of LMS and content development firms is still ongoing, with the LMS being operational by the end of 2023, the team decided to start the study to be broadly informative for future intervention for village governance.

Research objectives:

- Gain a better understanding of village governance in the Village Law era
- Provide a new window into local governments' knowledge and capacity and the level of village development as perceived by both officials and citizens.

- **Current Progress:** The team has completed the phone surveys targeting 830 villages and the analysis. Based on the baseline study results, the research team sees an opportunity to develop interim learning interventions utilising digital platforms such as whatsapp. The team presented the survey findings and shared the initial ideas to World Bank and BAPPENAS.
- **Source of Funding:** GoA through IRF, J-PAL Governance Initiative

7. Urban Transportation: Service Frequency

- **Timeframe: 2018 – 2020**
- **Main Researchers:** Arya Gaduh (Arkansas University), Rema Hanna (Harvard University), Gabriel Kreindler (Harvard University), Ben Olken (MIT)
- **Partners:** PT Transportasi Jakarta
- **Project Description:** In collaboration with TransJakarta, in October 2019, researchers started an RCT that aimed to understand the impact of bus service frequency on ridership. In the study, using a phase-in design, we randomly selected routes in the sample (26 non-BRT routes) to get additional buses. As a result, we managed to increase bus allocation in 4 routes before the study was put on hold at the start of the Covid-19 pandemic in March 2020.

Although the intervention was on hold, the research team continued data work in developing a transport demand model using TransJakarta's historical data on micro-level ridership, network size, trip time, etc. The goal is to understand how public transport demand is affected by travel time, wait time, number of transfers, and walking time, to be able to help TransJakarta in designing an optimal bus network model. In the future, we aim to propose another experiment with TransJakarta using learnings from our optimal network analysis.

- **Current Progress:**
 - The research team is working to finalise the working paper on the optimal public transport network as mentioned above. Following this progress, the team will work with TransJakarta to develop a policy dissemination plan.
 - J-PAL SEA has continued providing ad-hoc support to TransJakarta in terms of data processing and analysis
 - The research team is working to adjust the study to fit its relevance to Transjakarta policy needs.
- **Source of Funding: GoA through IRF**

iii. Exploratory Studies

1. Agent Network

- **Timeframe:** 2021-2022
- **Main Researchers:** Gianmarco León-Cilliota (Universitat Pompeu Fabra & Barcelona GSE), Firman Witoelar (Australian National University, Martin Kanz (World Bank), Erika Desserano (Northwestern University)
- **Partners:** an Indonesian State-Owned Bank
- **Project Description:** In a country as diverse as Indonesia, branchless banking agents face various challenges, making centralised interventions to support agents quite expensive and ineffective. The project aims to leverage market force benefits to increase local agents' capabilities and performance. In the exploratory survey conducted in February 2021, the PIs identified a strong correlation between local-level competition and performance. This observation is in line with theories demonstrating that market competition can lead to a virtuous circle of innovation, which can take different forms depending on the context. The PIs hypothesize that competition between agents has the potential to foster agent effort, mutual learning, and innovation in sales strategies, but this may only be the case in settings where there is enough demand.
- **Current Progress:**
 - The team has completed the pre-pilot survey to learn further about the design of the pilot survey stage.
 - The team is currently developing marketing tools they will use as part of the program and conducting parallel coordination to smooth the process once the program is carried out on the
- **Source of Funding:** The Bill & Melinda Gates Foundation through IFII

2. Reach Up and Learn

- **Timeframe:** Jan 2021- Apr 2024
- **Main Researchers:** Margaret Triyana (Wake Forest University), Maria Rosales (Rutgers University), Helen Baker (Bangor University), Elan Satriawan(TNP2K, UGM)
- **Partners:** TNP2K, Bappenas
- **Project Description:** Researchers will test the effectiveness of the group-based Reach Up and Learn (RL) program. RL is a proven program first introduced in Jamaica using a structured early stimulation curriculum delivered through weekly home visits by community health workers. The study will replicate the curriculum but delivered in a group setting, targeting poor households with 0 to 3-year-olds. Additionally, we will test the effectiveness of a complementary

component, a father's engagement in early childhood education.

The exploratory research aims to understand the possibility of RL implementation in Indonesia. Among others, the research team is identifying the gap between the existing RL design and the current condition in Indonesia.

- **Current Progress:** The exploratory study involves adapting the reach-up and learn module to the Indonesian context through field practices and conducting qualitative data collection. The team had conducted FGDs and in-depth interviews targeting more than 50 mothers and fathers, village officials and cadres in 4 villages. They also have started field practice activities inviting a total of 64 pairs of mothers and children. The pilot and potential for RCT will continue in 2023.
- **Source of Funding:** GoA through IRF, USAID, DIV

3. Urban Transportation: Dispatch

- **Timeframe:** 2018-2019
- **Main Researchers:** Arya Gaduh (Arkansas University), Rema Hanna (Harvard University), Gabriel Kreindler (Harvard University), Ben Olken (MIT)
- **Partners:** PT Transportasi Jakarta
- **Project Description:** This collaboration with TransJakarta focused on improving bus headway reliability directly; that is, it will lower the variance of bus headways (time difference between two bus arrivals at a station). In addition, this study aimed to help TransJakarta implement a data-driven system to correct real-time headway irregularities. This intervention plan was centered around TransJakarta bus dispatchers stationed in bus terminals and directing the buses' flow as they finished their trips. For this study, the research team developed the headway engine algorithm that calculated headway at each bus stop/station. With these, we wanted to estimate the bunching condition in TransJakarta's operation and decide whether dispatch regularity intervention is the best way to improve the condition.
- **Current Progress:**
 - **Considering the difficulties and the resources required in developing a tool for monitoring bus arrivals in real-time, as well as technical challenges in the field, we decided to not move forward with the initial study design.**
 - **Using more data from TransJakarta, the research team finalised and refined the headway engine and ran it on TransJakarta's data (bus GPS, dispatch order, and TransJakarta network data) for the 2017-2020 period. The detailed bus arrival data output has been useful for many of our analyses,**

especially for generating origin-destination (passenger flow) approximation.

- The team has shared the headway engine Python codes with TransJakarta for internal use.
- **Next Steps:** To continue working closely with Trans Jakarta to develop intervention ideas
- **Source of Funding:** GoA through IRF, NSF, IGC

4. Identifying Growth Barriers of MSMEs in E-Commerce

- **Timeframe:** Feb 2021 – May 2022
- **Main Researchers:** Jie Bai (Harvard University) Jing Cai (University of Maryland), Daniel Xu (Duke University) Prani Sastiono (Universitas Indonesia), Chaikal Nuryakin (Universitas Indonesia)
- **Partners:** Bukalapak, Ministry of Communication and Informatics (KOMINFO) BPJPH, Gojek
- **Project Description:** J-PAL SEA affiliated researchers are developing a potential randomised evaluation with Bukalapak to examine several important growth barriers facing online businesses. First, we boost the visibility of randomly selected newly onboarded firms to identify the importance of search frictions. As a result, firms' products will be exposed to consumers, and researchers will measure their sales impact. Second, to test information barriers, we compare the benefits of alleviating the search barrier between new sellers (for which consumers have minimal information) and established sellers. Third, we test whether remote sellers benefit less from the search barrier treatment to shed light on the logistical barrier. Additionally, offering shipping subsidies can help them grow.

The study is relevant for Indonesian policymakers as it works to support the transition of offline to online businesses, which is crucial for business survival during the pandemic when mobility is limited.

- **Current Progress:**
 - The team has completed the online consumer survey and phone survey.
 - The team is now coordinating closely with BPJPH and the Ministry of Agriculture to discuss whether they are interested in developing an RE
 - The team is conducting a literature review to develop potential intervention
- **Source of Funding:** The Bill & Melinda Gates Foundation through IFII

5. Improving the Link between Vocational High School (SMK) and Industry

- **Timeframe:** June 2021- mid-2022
- **Main Researchers:** Masyhur Hilmy (Boston University), Cesar Garro-Marin (Boston University), Samuel Bazzi (Boston University and UCSD)
- **Partners:** MoECRT
- **Project Description:** In 2020, the MoECRT launched an innovative professional development program that connects vocational schools to the industry in various sectors (e.g., software engineering, elderly care, and animation). However, the pandemic forced the program into online and blended modes. It remains unclear if these delivery modes are effective and which program characteristics are essential in maintaining the quality of training that can increase teacher capacity. The ministry is looking to expand this program in the coming years to improve the labor outcomes of SMK graduates.
- **Current Progress:** The team has completed the large-scale exploratory survey of vocational school teachers in collaboration with a survey company, RISED, with 1,655 interviews completed and already disseminated the findings from the exploratory stage to the Directorate General of Vocational Education, MoECRT.

Based on the exploratory study, affiliated researchers think RCT may not be the most suitable method to detect impact and is currently exploring other impact evaluation methods

- **Source of Funding:** GoA through IRF Weiss Fund

6. Iron and Folic Acid Supplementation

- **Timeframe:** Jun 2021 – Jan 2022
- **Main Researchers:** Arya Gaduh (University of Arkansas), Elan Satriawan (TNP2K), Firman Witoelar (ANU), Lucy Widasari (TP2AK), Yekti Widodo (TP2AK), Bunga Christiitha Rosha (Balitbangkes)
- **Project Description:** A sparse number of adolescent girls are currently taking Iron and Folic Acid Supplements. This exploratory study aims to understand the factors influencing the low take-up of IFA supplements among adolescent girls. The study was conducted through in-depth interviews and focus group discussions with relevant stakeholders, including organisations with similar objectives.

Iron deficiency anemia among adolescent girls is one of Indonesia's prominent

public health concerns. The GoI created a national program to deliver Iron and Folic Acid supplementation (IFA) to address this issue. The IFA program to prevent and control anemia is led by the Ministry of Health and is part of the National Medium-term Development Plan (RPJMN). However, the 2018 Riskesdas showed that among adolescent girls aged 12-18 years old, over 20% has ever received IFA supplements and among those, around 76% received the supplements in the last 12 months. Within those who received tablets in the last 12 months, over 80% received them through school, with 96% receiving less than 52 tablets a year. This potentially contributes to only around 1.4% of them actually taking them weekly (taking at least 52 tablets in the last 12 months).

Therefore, the project aims to understand factors that influence the take-up rate of the iron supplements. The study targets female adolescents in Junior High School level and their parents.

- **Current Progress:** The project has wrapped up its exploratory stage. Researchers will use learnings from the exploratory for pilot activities not involving J-PAL SEA.
- **Source of Funding:** GoA through IRF, ADB (Asian Development Bank)

7. Disaster Insurance Index

- **Timeframe:** 2022
- **Main Researchers:** Budy Resosudarmo (Australian National University), Ida Aju Resosudarmo (Australian National University), Umbu Raya Kedamaki (Univ. Nusa Cendana), Andy Diswandi (Univ. Mataram)
- **Project Description:** Indonesia is one of the most disaster-prone countries in the world. Earthquakes, mountain eruptions, landslides, floods, and other large natural shocks regularly occur in the country, including in the lagging region of Nusa Tenggara. It is estimated that, on average, around three to four large natural hazards, with an average of 700 fatalities, occur in the country each year (Nazara and Resosudarmo, 2010).

In Indonesia, the resulting economic losses from disasters can reach up to IDR 80 trillion (USD 5.6 billion) annually (BNPB, 2016). Due to the heavy socioeconomic burden, the Government of Indonesia (GoI) continues to demonstrate a growing commitment to strengthening disaster resilience, but there remains much room to improve. From 2000 to 2016, the GoI's spending on disaster relief reached IDR 3.1trn (USD 219.8 million) annually. Still, this amount is only 10% of the required funds to support victims' recovery (Oxford, 2020). Strengthening disaster resilience is particularly important amid the COVID-19 pandemic to reduce economic pressure that can support overall COVID-19 recovery.

Research questions:

- How is the demand for disaster index insurance (protection against extreme rainfall and drought) among households farmers in Nusa Tenggara?
 - What is the interest of financial institutions and insurance providers in introducing disaster index insurance products for their consumer base in Nusa Tenggara?
 - What factors contribute to the increased take-up of disaster index insurance in Nusa Tenggara?
 - What would be the most effective scheme of a disaster insurance product to increase its take-up on pricing, marketing information, and providers/firms, among others, in NTB and NTT?
- **Current Progress:**
 - The team has completed the first exploratory study and conducted a closed preliminary findings dissemination.
 - The team is developing another exploratory study in coordination with the Ministry of Agriculture and several potential private insurance companies.
 - **Source of Funding:** GoA through IRF

8. Drug Rehabilitation

- **Timeframe:** 2017- 2022
 - **Main Researchers:** Lisa Cameron, Jenny Williams (University of Melbourne), Ni Wayan Suriastini, Firman Witoelar (SurveyMETER)
 - **Partners:** National Narcotics Body (BNN)
 - **Project Description:** Since 2009, Gol has been implementing compulsory rehabilitation to deal with drug addiction. They aim to cure drug addicts without relapse and increase access to the aftercare program. However, there is still little evidence of determinant factors of successful inpatient and outpatient treatment. Therefore, this project starts with a baseline listing survey, which will also serve as groundwork for designing RCT later.
- Research questions:**
- How do the characteristics of the clients at inpatient and outpatient facilities and community and government- owned rehabilitation centers differ, and how are these characteristics related to rehabilitation outcomes?
 - What characteristics of inpatients and outpatient programs increase the probability of patients' attendance?
- **Current Progress:**
 - How do the characteristics of the clients at inpatient and outpatient facilities and community and government- owned rehabilitation centers differ, and how are these characteristics related to rehabilitation outcomes?

- What characteristics of inpatients and outpatient programs increase the probability of patients' attendance?
- **Source of Funding:** GoA through IRF

9. Digital Literacy

- **Timeframe:** 2022
- **Principal investigator:** Arya Gaduh (University of Arkansas)
- **Partners:** YCAB Ventures, OVO
- **Project Description:** The digital financial services (DFS) ecosystem in Indonesia has significantly expanded, especially e-money services. Despite the rise in DFS and the potential benefits for micro-entrepreneurs, the adoption level is very low. First, micro-entrepreneurs may lack access to smartphones and have minimal experience with digital technologies. Second, there may be a perceived lack of use cases, as they are not aware of the potential benefits of using DFS. Third, those who are interested may be discouraged by high transaction costs of using DFS, something exacerbated by their perceived lack of use cases. Although some of these barriers to adoption are rooted in rational optimization, others may be informational (i.e., lack of knowledge of potential benefits or how much the DFS environment has evolved) or behavioural (e.g., fear of adoption).

Research questions:

- How can intervention reduce information and behavioral barriers to use DFS to increase productivity of ultra-micro entrepreneurs?
- Can nudge to use complementary apps increase productivity gains from reducing these barriers?
- How can microfinance institutions improve client targeting to minimize non-performing loans?
- **Current Progress:** The team has completed the baseline survey and pilot. They are currently analysing the learnings from the pilot to design the RE.
- **Source of Funding:** The Bill & Melinda Gates Foundation through IFII

iv. Non-RE

1. The online survey of COVID-19 Social-Economic Impact

- **Timeframe:** March – October 2020
- **Principal Investigators:** Benjamin Olken (MIT) Rema Hana (Harvard)

- **Partners:** Bappenas, KSP
- **Project Description:** The primary purpose of this research was to track, in near real-time, changes in the economic situation and perceptions of Covid-19. The survey monitored the economic impacts of the pandemic on employment, food insecurity, migration, use of government programs, and knowledge of Covid-19 over 26 weeks.
- **Findings:**
 - Job loss for men and women remained high at 63% in Week 26 but was down from the peak of 73% in Week 10 and is similar to Week 1 levels (62%). Job loss for those with less education is more pronounced in Week 26 than in Week 1.
 - Food insecurity remained high, with 76% of respondents indicating they were eating less than usual in Week 26
 - Migration levels remained similar across weeks, with 36% of men and 32% of women reporting moving since the crisis.
 - Pooling across weeks, 63% of men and 60% of women received at least one government program.
 - While social distancing was still lagging (25% in Week 26), women report a significant reduction in gatherings with large groups or neighbors, and men have also reduced gatherings with neighbors.
 - The online survey results were shared with relevant government stakeholders and development partners through online mailing lists and one-on-one meetings.
- **Source of Funding:** GoA through IRF

2. The online survey of COVID-19 Social Economic Impact among people with disabilities

- **Timeframe:** March – October 2020
- **Principal Investigators:** Benjamin Olken (MIT) Rema Hana (Harvard)
- **Partners:** Bappenas, KSP
- **Project Description:** A separate round of the online survey of Covid-19 Social Economic Impact was conducted to specifically capture respondents with disability. The online survey collected data from 2015 Indonesians, questions referenced the end of February 2020 as a pre-pandemic benchmark, and adapted questions from the national survey for comparability.
- **Findings:**
 - Increases in unemployment were seen across areas, with 67% of men and 71% of women with disability reporting that they worked before the crisis and are no longer working.
 - Food insecurity was high, with only 23% of households reporting eating as

much as they should in the last week and 41% of respondents eating less than they should “often” due to financial constraints.

- Approximately 39% of men and 70% of women with disability report moving since the crisis.
 - About 22% of men and 37% of women received BPNT or PKH the week before surveying, and 25% and 5% of the people surveyed used government health insurance.
- **Source of Funding:** GoA through IRF

3. **PKH Survey: COVID-19 Impact on Social Assistance Beneficiaries**

- **Timeframe:** April 2020 – December 2020
- **Principal Investigators:** Benjamin Olken (MIT), Rema Hana (Harvard), Arya Gaduh (University of Arkansas)
- **Partners:** Bappenas, KSP
- **Project Description:** The primary purpose of this research was to expand the information available to the Government of Indonesia on the impact of Covid-19 on poor households and communities who depended on conditional cash transfers (delivered through a program called PKH) to inform the government's response to the crisis. In addition, by surveying the local facilitators charged with implementing the government transfer program on the ground, we assisted the Indonesian Government as it determined what additional social protections or other policies were needed to assist vulnerable Indonesians through the crisis.
- **Findings:**
 - Facilitators' knowledge of COVID-19 was high. Most reported at least some testing availability despite lower access in rural areas.
 - Most facilitators reported beneficiaries can access health facilities without difficulty, including vaccinations. Still, Posyandu meetings for immunisations were often delayed, especially in urban areas.
 - Most facilitators indicated PKH beneficiaries received transfers within the last two months, and most received the standard amount.
 - Rural communities were facing difficulties in buying supplies, food prices had increased, and so had unemployment.
- **Source of Funding:** J-PAL Innovation in Governance Initiative, GoA through IRF

4. **Home Learning**

- **Timeframe:** April – September 2020

- **Principal Investigators:** Gumilang Aryo Sahadewo (J- PAL SEA, Universitas Gadjah Mada), Milda Irhamni (J-PAL SEA)
- **Partners:** TGUPP, Jakarta Ministry of Education
- **Project Description:** The Covid-19 pandemic had been disrupting children learning process. Schools were shut down to reduce the spread of Covid-19, and children had to continue learning from home. The online survey wished to uncover specific challenges faced by students and parents in distance learning and how these challenges differed across households of different incomes, challenges faced by teachers, and best practices implemented by parents and teachers to improve distance learning.
- **Findings:**
 - At least 75% of parents felt that their child's study load, learning material, and delivery during home learning were according to their expectations.
 - The main challenge that parents experienced during home learning was making children focus on learning materials.
 - Parents in High Poverty Schools spent more hours accompanying children during home learning.
 - Parents spent fewer hours on average accompanying their children if the mother was working from the office (fully or partially) or was working from home.
 - Almost all teachers use WhatsApp as a learning tool during home learning.
 - Teachers in High Poverty Schools and Low Poverty Schools used asynchronous online learning as their main teaching method.
- **Source of Funding:** GoA through IRF

5. Gender-Based Violence

- **Timeline:** April – October 2020
- **Principal Investigators:** Milda Irhamni (J-PAL SEA), Gumilang Sahadewo (J-PAL SEA / UGM), Prani Sastiono (Universitas Indonesia), Rima Prama Artha (UNDP), Jackie Viemilawati (Gender Specialist, Yayasan Pulih)
- **Main Partners:** UNDP
- **Project Description:** Studies predicted that the pandemic would exacerbate pre- existing inequalities. For example, the Covid-19 pandemic affected 81% of the workforce. Meanwhile, women are generally more likely to hold a job in the informal sector and earn less from their job (United Nations, 2020), making them more vulnerable to the effect of the pandemic on the workforce.
- **Findings:**

- Positive changes to welfare: Covid-19 allowed respondents to try new activities and have more time for self-care. Moreover, respondents reported a more intensive interaction with families and more resources to perform housework.
 - Negative changes to welfare: Covid-19 induces work and economic challenges to participants. In addition, sudden pandemic-induced changes and difficulties affected the mental health condition of participants. Among these respondents, the anxiety of being infected by Covid-19 resulted in conflicts and suspicion among partners and family members.
 - 40% of respondents experienced an increase in the frequency of any abuse during the pandemic. The main reason for gender-based violence is economic needs and unpaid care work.
- **Source of Funding:** GoA through IRF

6. BI survey: Digital Financial Services (DFS) use during COVID-19

- **Timeline:** 2020
- **Main Researchers:** Simone Schaner (UCSF)
- **Main Partner:** Bank of Indonesia
- **Project Description:** The Covid-19 outbreak shaped people's lives, including how they transact. Providing ad-hoc policy support for the Central Bank of Indonesia (BI), J-PAL SEA conducted an online survey to analyse the adoption of Digital Financial Services during the pandemic.
- **Findings:**
 - During the pandemic, there was an increase in DFS users
 - Lower price in e-commerce was the main trigger for DFS use besides safety, convenience, and money transfer.
 - Many people shopped online during the pandemic, but cash was still online shoppers' most common payment method.
 - Men are more likely to be active DFS users; perceived lack of use is the most common barrier to using digital banking and e-money. Among non-users, 11% reported digital payment systems were confusing.
 - Most existing and first-time DFS users expected to continue using DFS after the pandemic subsides.
- **Source of Funding:** UNDP

7. Tracing Mobility during Covid- 19 Lockdown

- **Data Analysed:** January – May 2020

- **Principal Investigators:** Benjamin Olken (MIT), Rema Hanna (Harvard Kennedy School), Gabriel Kreindler (University of Chicago), Arya Gaduh (University of Arkansas)
- **Main Partners:** KSP
- **Project Description:** The study found many smartphone users changed their behavior abruptly by reducing mobility when the number of Covid-19 cases began to rise, followed by low and further decreasing mobility afterward. Furthermore, people made a one-time adjustment away from urban areas to other districts in late March, and the rate of inter-district travel remained small, with a further decrease thereafter. Lastly, mobility was already low and changed little when the formal lockdown (PSBB) restrictions were implemented in Indonesia's major cities.

The analysis used location information from almost 60 million smartphone users in Indonesia for at least one point in time from January until May 2020. Therefore, we restricted the sample to a smaller set of users who could be observed regularly during the timeframe. The study findings were shared with the Presidential Secretariat Office (KSP).

- **Source of Funding:** Bill and Melinda Gates Foundation

8. School Operation Assistance (Dana BOS) Program

- **Timeframe:** Aug 2021 – June 2022
- **Main Researchers:** Christina Brown (University of Chicago), Daniel Suryadarma (Asian Development Bank Institute)
- **Partners:** Center for Public Policy Research (Puslitjak), MoECRT
- **Project Description:** Since 2005, the BOS program allocated grants to schools. It has impacted more than 43 million primary and junior secondary schools. In 2021, MoECRT modified the program to increase the flexibility of how the money could be spent. J-PAL affiliated Researchers analysed if the modifications changed school priorities and impacted student learning outcomes through the study.

This study was a collaboration based on a request by MoECRT. The exploratory study was conducted to understand schools' priorities using the BOS fund and the principals' perceptions of the new scheme. In addition, the exploratory study results informed the random evaluation design to detect whether changes to school funding could improve learning outcomes.

- **Current Progress:**
 - The team is finalising the results of the exploratory study analysis and plans

- o to present the analysis to MoECRT.
- o To analyse the impact of the new financial scheme, the research team plans to use the Regression Discontinuity Design.
- **Source of Funding:** GoA through CORE funding

9. Labor Market Matching

- **Timeframe:** Pilot (Oct-Nov 2021) Implementation (Jan 2022 – Jan 2023)
- **Main Researchers:** Ellana La Ferara (Bocconi University), Stefano Fiorin (Bocconi University), Naila Maya Shofia (Bocconi University)
- **Main Partner:** A private job search website
- **Project Description:** In Indonesia, the gender gap in the labor force persists. Women experience challenges, such as discrimination and asymmetric knowledge of employers' preferences in the industry and might be perceived as breaking social norms by working.

To understand these challenges and provide policy suggestions, J-PAL SEA-affiliated researchers plan to conduct an exploratory study to measure labor market discrimination. By working with online job portals and university career centers, researchers use a modified version of Incentivised resume rating design to ask employers to participate in an experiment to rate a set of hypothetical candidate resumes. The resumes are generated by randomising social-demographic features of the candidate, typical characteristics to assess candidate quality, and whether resumes feature a picture of an applicant with a veil.

- **Current Progress:** Researchers are continuing the analysis.
- **Source of Funding:** GoA through IRF.

v. Studies in Hibernation

1. Social Security for Workers (Perisai BPJS TK)

- **Timeframe:** 2018-2019
- **Main Researchers:** Rema Hanna (Harvard), Ben Olken (MIT), Teguh Dartanto (Universitas Indonesia), Abhijit Banerjee (MIT)
- **Partner:** BPJS Ketenagakerjaan

- **Project Description:** BPJS Ketenagakerjaan is tasked to provide social security for Indonesia's 130 million-strong workforce by administering four programs: life insurance, accident insurance, provident funds, and pensions. However, the agency finds it increasingly difficult to expand its coverage to smaller firms and non-wage earners (PBPU). Facing this, the agency launched the Penggerak Jaminan Sosial Indonesia (PERISAI) program in 2018 to increase social protection programs coverage and improve the agency's engagement with smaller firms and PBPU. However, it remains unclear how BPJS Ketenagakerjaan can recruit PERISAI agents who are most motivated and can perform best on the job.
- **Research questions:** How can BPJS Ketenagakerjaan recruit agents who would perform best on their job? How can this method affect the agency's membership expansion and management efforts?
- **Reasons for hibernation:** The pilot of the study was completed in January 2019. At the end of 2019, building on the results of the pilot, management in BPJS TK, JPAL SEA, and Bappenas had agreed and created a memo to discontinue the study due to a change in government priority.
- **Source of Funding: GoA through IRF**

2. Eyeglasses

- **Timeframe:** 2019
- **Main Researchers:** Paul Glewee (University of Minnesota), Margaret Triyana (Wake Forest University), Milda Irhamni, Jean Lee, Jongwook
- **Partners:** IROPIN
- **Project Description:** The study was created because there was a realisation that a student's performance in school can be influenced by health factors such as eye refraction. However, parents often decide not to check their children's eyes or ignore this problem because (1) They have financial constraints, (2) A perception in society saying that children wearing eyeglasses is a bad thing. The purpose of the study is to see whether cost-sharing in purchasing eyeglasses will affect parents' willingness to buy eyeglasses for their children. First, researchers will do screening for children to find out whether they need eyeglasses or not. Then, we researchers will give a voucher, and the amount will vary. For example, some children will receive a 50% discount, others are less than that.
- **Research questions:**
 - What is the prevalence of vision problems, and URE in particular, among primary school students in Indonesia?
 - What is the impact of providing vision screening and eyeglasses on students' learning?
 - What impact does cost-sharing have on parents' willingness to purchase eyeglasses for their children? What are the implications of this behavioral

response for the cost-effectiveness of school-based distribution of eyeglasses?

- **Reasons for Hibernation:** Since in 2019, MoECRT issued a plan to erase the national examination, affiliated researchers have halted the exploratory study as it will be difficult and expensive to compare students learning between sampled groups without the national exams.
- **Source of Funding:**GoA

3. Tax Management Reform (Compliance Risk Management-CRM)

- **Timeframe:** 2019-mid-2022
- **Main Researchers:** Benjamin A. Olken (MIT) Rema Hanna (Harvard), M. Chatib Basri (UI), Claire Walsh (J-PAL, Oxford)
- **Partners:** Ministry of Finance Directorate General of Tax
- **Project Description:** DG Tax introduced a new Compliance Risk Management framework (CRM) to help KPP Pratama staff prioritise taxpayer follow-up activities. The system has been tested at 16 KPPs since 2017. The main objective of CRM is to prioritise taxpayers at risk of non-compliance. In doing so, KPP can increase its productivity, resource optimisation and improve its bureaucratic governance.

The exploratory study aims to understand the level and usage of the CRM system among tax office account representatives and understand the different modules within the CRM system.

- **Current Progress:** Due to the Covid-19 pandemic, the implementation of CRM training in 2021 was halted and deemed infeasible by DG Tax. The research team is still engaging with the relevant government officials to discuss potential next steps to move the study forward.
- **Source of Funding:** GoA through IRF, J-PAL Government, Partnership Initiative

4. Sekolah Penggerak

- **Timeframe:** August 2021 – June 2022
- **Main Researchers:** Milda Irhamni (J-PAL SEA), Gumilang Sahadewo (J-PAL SEA), Arya Gaduh (University of Arkansas)
- **Partners:** Pusat Studi Pendidikan dan Kebijakan (PSPK)
- **Project Description:** Program Sekolah Penggerak consists of five programs:

assistance from the local government, various training for teachers and school principals, Teaching at the Right Level (TARL) curriculum, data-based planning and management, and digitalisation of the learning materials and processes.

The exploratory study aims to understand the spillover effects of the program before implementing the full-scale RE. The pilot will be implemented at approximately 2,500 schools at various levels, including kindergarten, primary up to high school, and special education schools.

Following the exploratory phase, the Ministry, together with Pusat Studi Pendidikan dan Kebijakan (PSPK) and J-PAL SEA, are collaborating to evaluate the impact of the Program Sekolah Penggerak by launching the full-scale RE. The primary purpose is to find out the following:

- The effect of the program on students' learning outcomes; and
- the downstream effect on schools that would learn from these model schools.

This study is a collaborative request by MoECRT and PSPK. The results can increase the understanding of what set of programs can tackle the learning loss caused by the pandemic.

- **Current Progress:**
 - The team has finalised a Memorandum of Understanding on the data sharing scheme and has already requested and received several data from MoECRT.
 - The study will not continue to become a full-scale RE, as the program has already been expanded nationwide. Affiliated researchers are discussing with MoECRT other potential methods to evaluate the program and are in the process of data requests
- **Source of Funding:** GoA through IRF

5. Early Childhood Development: Cash Transfer

- **Timeframe:** 2019-2020
- **Main Researchers:** Lisa Cameron (Melbourne University), Milda Irhamni
- **Partners:** TGUPP (Governor Special Delivery Unit), LPEM FEB UI, DKI Provincial Government: Bureau of Social Affairs, Department of Social Affairs, Department of Child Protection Empowerment and Population Control (DPPAPP), Department of Health, Department of Education
- **Project Description:** Jakarta's gross participation rate in PAUD (early childhood education service) in 2017 was 60%, lower than the national average of 67.51%. In addition, the prevalence of child malnutrition in Jakarta in 2017 is still at double-digit of 14%. These indicators are a cause for concern as studies have shown how these investments in early

childhood development (ECD) have the potential to improve cognitive, physical, & psychosocial outcomes, among others. Acknowledging its poor ECD indicators, the Jakarta government plans to deploy a social protection scheme as cash transfers to improve ECD outcomes. This new social protection scheme will target households with children (aged 0 – 6 years) and provide them with monthly electronic cash transfers amounting to IDR. 300.000 per child.

This new cash transfer program provides an opportunity for the Jakarta government to conduct a rigorous impact evaluation which will provide insights into how to make the program more effective.

- **Research Question:**
 - What is the impact of a cash transfer labeled as being for ECD on ECD outcomes?
 - Does involving fathers, in addition to mothers, in the information campaign increase the impacts on ECD outcomes?
- **Current Progress:** The team presented the preliminary findings of the pilot survey to the partners and finalised the project report in June 2020.

The plans to conduct a full-scale RE in 2020 were halted due to Jakarta's government priority change during the pandemic. However, the program was scaled up in March 2021 by TGUPP (Governor Special Delivery Unit) Jakarta

- **Source of Funding:** GoA through IRF

9.2 Articles/Publications referencing J-PAL SEA (total 93 from 2018-2022)

Instances of partners referencing/sharing/using J-PAL evidence in formal events, published docs, meetings, interview, speeches, email, media:

2018

1. Beaubien, J. "[How Postcards Solved the Problem of Disappearing Rice](#)", NPR July 10, 2018
2. Buvinic, Mayra and Tanvi Jaluka. "[Unequal Ventures: Baseline Study of Gender and Entrepreneurship in East Java, Indonesia \(Factsheet\)](#)". Center for Global Development Publication 26 April 2018.
3. Dizikes, Peter. "[For food-aid recipients, information is power.](#)" MIT News Office May 8, 2018.
4. Meki, M. et al. "[Beyond Microcredit: Early Evidence on Microequity for the poor in Indonesia.](#)" Skoll Center for Social Entrepreneurship 16 July 2018.
5. Ramadhan, Aditya. "[Program Keluarga Harapan Berkontribusi pada Penurunan Stunting.](#)" Kompas 9 May 2018 (in Bahasa Indonesia)
6. Vox Dev, "[Summary Targeting Development Assistance – Benjamin Olken](#)", Jan 9, 2018

2019

1. Alatas, Vivi. "[Nobel Ekonomi untuk Sebuah Gerakan](#)". TEMPO 19 October 2019 (in Bahasa Indonesia)
2. Asterina, D. "[LPEM FEB UI dan ANU Indonesian Project Selenggarakan the 13th Sadli Lecture](#)" 29 August 2019
3. Fakultas Ekonomi dan Bisnis Universitas Gadjah Mada, "[2019 Mubiyarto Public Policy Forum](#)" Sep 16 2019
4. Nakamura, Toshi. "[Reducing Poverty, One Experiment at a Time](#)". The Jakarta Post 22 October 2019
5. Universitas Lambung Mangkurat. "[Manfaat Evaluasi Dampak Kebijakan](#)" 08 Februari 2019
6. Vivi Yulaswati mentions J-PAL Graduation study in Bappenas conference "[Sustainable Livelihood: A way forward for Indonesia](#)" 17 May 2019

2020

1. Arif, S., Isdijoso, W., Fatah, A. R., & Tamyis, A. R. (2020). [Strategic Review of Food Security and Nutrition in Indonesia](#).
2. Aryanto, C et al. "[Pelaksanaan Pendidikan Jarak Jauh di Masa Pandemi Covid-19 Berbasis Tinjauan Pustaka](#)", Policy Center Ikatan Alumni Universitas Indonesia, October 2020. (in Bahasa Indonesia)
3. Asep Suryahadi, Ridho Al Izzati & Daniel Suryadarma. "[Estimating the Impact of Covid-19 on Poverty in Indonesia](#)", Bulletin of Indonesian Economic Studies, August 2, 2020.
4. Asmanto, P, et al. "[Kecukupan dan Cakupan Manfaat Bantuan Sosial pada Masa Pandemi Covid-19](#)", TNP2K, August, 2020. (in Bahasa Indonesia)
5. Bappenas, "[Subsidi Upah dan Relasasi Iuran Kepesertaan Jamsos Ketenagakerjaan untuk kurangi dampak COVID-19](#)" 07 Oktober 2020
6. Deputy for Maritime Affairs and Natural Resources of Bappenas. "[Pengaruh Covid-19 terhadap Tujuan Pembangunan Berkelanjutan](#)". Bappenas, May 8, 2020. (in Bahasa Indonesia)

7. Dzulfikar, L. "[Bagaimana Covid-19 memperparah kesejahteraan penyandang disabilitas di Indonesia](#)", The Conversation, August 7, 2020. (in Bahasa Indonesia)
8. EPoD. "[End of Year Review — EPoD Looks Back on 2020](#)", Harvard Kennedy School, Evidence for Policy Design, December 10, 2020.
9. MAMPU. "[The Gender Observatory: Covid-19 and the Crisis July 2020 Edition](#)", August 18, 2020.
10. MAMPU. "[The Gender Observatory: Covid-19 and the Crisis May 2020 Edition](#)", June 8, 2020.
11. Pakpahan, F. "[Bansos Belum Sentuh Masyarakat Rentan, Pemerintah Perlu Lakukan Hal Ini](#)". Sindonews, October 21, 2020. (in Bahasa Indonesia)
12. Peterson, Z. "[Handwashing and improved hygiene a silver lining in the dark cloud of Covid-19](#)", Jakarta Post May 30, 2020.
13. Rahman, D.F. "[Roughly 110,000 complete preemployment cards courses, entitling them to cash assistance](#)" Jakarta Post, April 30, 2020
14. Rakhmani, Inaya et al. "[Women Reorganising Local Food Networks with Technology in Jakarta](#)", University of Melbourne, August 31, 2020.
15. Sakti, D. "[Menakar Dampak Pandemi Covid-19 terhadap Perekonomian Daerah](#)", CSIS Commentaries DMRU-088-ID, July 8, 2020. (in Bahasa Indonesia)
16. Samudra, R. & Diahhadi, S. "[Inequitable Impact of Covid-19 in Indonesia: Evidence and Policy Response](#)", Lembaga Demografi, Universitas Indonesia, 2020.
17. Satriana, S. "[Economic Impacts and Access to Social Protection during the Covid-19 Crisis: The Experiences of People with Disabilities in Indonesia](#)", MAHKOTA, August, 2020.
18. Save the Children. "[Ringkasan Hasil Survei Penilaian Cepat Kebutuhan Dampak Covid-19](#)", Save the Children, May 2020. (in Bahasa Indonesia)
19. Soeriaatmadja, W. "[Half of Indonesia's workers stopped working in April as a result of Covid-19 Pandemic](#)" The Straits Times, April 20, 2020.
20. Triana, N. "[Kota Sehat Bukan Mimpi, Asal...](#)", Kompas, June 28, 2020. (in Bahasa Indonesia)
21. UN's World Food Programme. "[Indonesia-Covid-19 Economic and Food Security Implications](#)", UN WFP, May 27, 2020.
22. Wahyuni, N. "[Dinamika Rumah Tangga dan Bantuan Sosial Pada Masa Pandemi](#)", The Indonesian Institute, October 19, 2020.

2021

1. Abdila, R. "[Hasil Studi: 42 Persen Masyarakat Alami Kekerasan Berbasis Gender Selama Pandemi](#)", Tribunnews, March 10, 2021. (In Bahasa Indonesia)
2. Allan. "[Pemerintah Gelontorkan Rp 11 Triliun Program Kartu Prakerja 2022](#)", Radio Republik Indonesia, December 1, 2021. (In Bahasa Indonesia)
3. Amalia, H. A. "[42% Masyarakat Indonesia Alami Kekerasan Gender Selama Pandemi Covid-19](#)", Beritasatu, March 11, 2021. (In Bahasa Indonesia)
4. Andriani, D. "[Dampak Pandemi, 40 Persen Masyarakat Alami Kekerasan Gender](#)", Bisnis, March 11, 2021. (In Bahasa Indonesia)
5. Andriansyah, Y. "[Studi terbaru, 42% masyarakat alami kekerasan gender selama pandemi](#)", Brilio, March 10, 2021. (In Bahasa Indonesia)
6. Basri, M. C. "[Nasionalisme Vaksin dan Ekonomi](#)," Kompas, April 22, 2021. (In Bahasa Indonesia)

7. BAZNAS Center of Strategic Studies. "[Puskas BAZNAS Joined the Impact Evaluation of the Transition from Rastra to BPNT: Preliminary Findings Webinar](#)," Puskas BAZNAS, April 5, 2021.
8. Bureau of Public Relations, Indonesian Ministry of Women Empowerment and Child Protection. "[Terapkan Nilai Kesetaraan Gender dan Pembagian Peran dalam Rumah Tangga terutama saat Pandemi Covid-19](#)", Kemenpppa, March 11, 2021. (In Bahasa Indonesia)
9. Development Innovation Ventures (DIV). "[A Decade of Turning Bright Ideas into Global Solutions](#)," October, 2021.
10. Faqih, F. "[Pakar Sebut Kuliah Gratis Bisa Diterapkan Indonesia](#)," Merdeka, June 27, 2021. (In Bahasa Indonesia)
11. Iswara, M. A. "[Menelusuri Jejak Bantuan Pangan Dalam Menyokong Penduduk Miskin](#)," Tirto, May 28, 2021. (In Bahasa Indonesia)
12. Jose, R., & Tomi, S. U. "[UNDP, J-PAL SEA Report Reveals prevalent incidence of Gender Based Violence During COVID-19 Pandemic](#)", UNDP Indonesia, March 10, 2021.
13. Katadata. "[Selama Pandemi, 42 Persen Masyarakat Alami Kekerasan Berbasis Gender](#)", Katadata, March 10, 2021. (In Bahasa Indonesia)
14. Loasana, N. A. "[Parents struggling to keep kids focused during online learning](#)," Jakarta Post, January 20, 2021.
15. LPEM FEB UI. "[LPEM FEB UI: Pandemi Berdampak Negatif Bagi Masyarakat Berstatus Ekonomi Rendah](#)", Kumparan, July 28, 2021. (In Bahasa Indonesia)
16. Lubis, S. W. "[Begini Pentingnya Peran Perencana Kota untuk Lewati Pandemi Covid](#)," Bisnis, September 11, 2021. (In Bahasa Indonesia)
17. National Team for the Acceleration of Poverty Reduction. "[Improving Social Protection Program Performance with Administrative Data](#)," TNP2K, January 29, 2021. (In Bahasa Indonesia)
18. Nurcahyadi, G. "[Kekerasan Berbasis Gender Masih Terus Terjadi di Masa Pandemi](#)," Media Indonesia, March 10, 2021. (In Bahasa Indonesia)
19. Nurrohman, M. "[Pandemi Butuh Rancangan Kebijakan yang Tepat Demi Keselamatan Rakyat](#)," Daulat, July 1, 2021. (In Bahasa Indonesia)
20. Persiana, G. "[42 Persen Masyarakat Alami Kekerasan Berbasis Gender Selama Pandemi](#)", IDN Times, March 10, 2021. (In Bahasa Indonesia)
21. Prambadi, G. A. "[Pandemi Disebut Ikut Dorong Kekerasan Berbasis Gender](#)," Republika, March 10, 2021. (In Bahasa Indonesia)
22. Prasetyo, U. "[Laporan UNDP, J-PAL SEA Tunjukkan Prevalensi Kekerasan Gender Selama Pandemi](#)," Jurnas, March 11, 2021. (In Bahasa Indonesia)
23. Purnamasari, D. M. "[Menteri PPPA: Dampak Pandemi pada Perempuan, Meningkatnya Pekerjaan Tak Berbayar](#)," Kompas, March 12, 2021. (In Bahasa Indonesia)
24. Riani, A. "[Studi: Perempuan Terdampak Pandemi COVID-19 Secara Tidak Proporsional](#)", Liputan6, March 11, 2021. (In Bahasa Indonesia)
25. Rochimawati, S. "[Selama Pandemi, 42 Persen Masyarakat Alami Kekerasan Gender](#)", Viva, March 10, 2021. (In Bahasa Indonesia)
26. Saputro, W. "[Orang Kaya Punya 3 Cara Bertahan dari Pandemi, Apa Kabar Orang Kecil?](#)", Kumparan, July 29, 2021. (In Bahasa Indonesia)

27. Shimomura, N., & Kemkhadze, S. "[Finding Indonesia's everyday heroes and marking the week of International Women's Day](#)," Jakarta Post, March 10, 2021.
28. Ulya, F. N. "[Soal Pandemi Covid-19, Pemerintah Tak Ingin Bersikap Terlalu Konservatif](#)", Kompas, July 1, 2021. (In Bahasa Indonesia)
29. Ulya, F. N. "[Sri Mulyani Bahas Kemungkinan Beri PPN 0 Persen untuk Warga Miskin](#)", Kompas, June 30, 2021. (In Bahasa Indonesia)
30. Usman, S. et al., "[Studi tegaskan masifnya dampak orang tua dalam pembelajaran anak: kita harus bangun terus peran mereka selepas pandemi](#)," The Conversation Indonesia. November, 2021. (In Bahasa Indonesia)

2022

1. Alaydrus, H., Khadafi, M. & Asworo, H. T. "[Pre-Employment Card and the Bearer of Hope for Millenials](#)", Bisnis Plus, April 5, 2022. (In Bahasa Indonesia)
2. Antara, "[Pre-Employment Card Program an effort to reduce workforce mismatch](#)," 14 December 2022
3. Cabinet Secretariat Indonesia, "[Pemerintah Buka Kartu Prakerja Gelombang 23 dengan Kuota 500 Ribu](#)" 18 February 2022
4. CNN, "[Kartu Prakerja: Indonesia Digital Transformation and Financial Inclusion Breakthrough](#)", Denni Puspa Purbasari mentioned J-PAL SEA on minute 2:07:25
5. Community Jameel. "[Islamic Development Bank, Community Jameel, and Abdul Latif Jameel Poverty Action Lab Ready to Join Forces on Embedding Evidence-Based Policy Labs with Governments](#)", Community Jameel, June 6, 2022.
6. Finaka, A. W., Oktari, R. & Adrian, A. "[the Pre-Employment Card Steals the World's Attention](#)", Indonesiabaik.id, June 30, 2022. (In Bahasa Indonesia)
7. Indrawati, S.M, et. al. "[Keeping Indonesia Safe from COVID-19 Pandemic](#)" ISEAS Publishing: Singapore, 2022. G. 311-314
8. KSI, "[Gender Equality, Disability, and Social Inclusion in Practice](#)", 2022
9. Kumar, N. P. K. "[Islamic Development Bank, Community Jameel Tie Up on Policy Labs Within Governments](#)", Al Arabiya News, June 16, 2022.
10. Langgam.id. "[The 23rd Batch of Pre-Employment Card Program has Opened, the Quota is Quite A Lot](#)", Langgam.id., February 19, 2022. (In Bahasa Indonesia)
11. Made Anthony Iswara. "[Why is Access to Financial Services for Women Lower?](#)", Tirto.id, January 15, 2022. (In Bahasa Indonesia)
12. Mamduh, R. "[The Coordinating Minister for Economic Affairs of the Republic of Indonesia, Airlangga, Opens the 23rd Batch of the Pre-Employment Card Registration](#)", Jawa Pos Radar Jombang, March 7, 2022. (In Bahasa Indonesia)
13. Ministry of Communication and Information of Indonesia. "[The 23rd Batch of Pre-Employment Cards Opened with 500.000 Total Quota](#)", KOMINFO, February 17, 2022. (In Bahasa Indonesia)
14. MIT News, "[J-PAL Expands Evidence-to-Policy Government Partnerships to Fight Poverty Worldwide](#)", MIT News, August 9, 2022.
15. MNC Media "[Dipresentasikan Airlangga Hartatro Kartu Prakerja Dipuji Negara-Negara Anggota UNESCO](#)" 23 Juni 2022

16. Okezone Team, "[Presented by Airlangga Hartanto at CONFINTEA VII, the Pre-Employment Card Praised by UNESCO Member Countries](#)", Okezone, June 23, 2022. (In Bahasa Indonesia)
17. Pratama, A. "[The Pre-Employment Card Are Effective in Carrying Out Multiple Missions Amid the COVID-19 Pandemic](#)", MerahPutih.com, July 28, 2022. (In Bahasa Indonesia)
18. Putri, R. S. & Christy, F. "[PMO Talks About Pre-Employment Card Evaluation: It Takes a Long Time](#)", Tempo.co, May 29, 2022. (In Bahasa Indonesia).
19. RadarLombok.co.id. "[Airlangga: Multiple Mission Success During the Pandemic, the Pre-Employment Card Program Proven Effective and Inclusive](#)", RadarLombok.co.id, July 30, 2022. (In Bahasa Indonesia)
20. Raharjo, A. "[President Jokowi Calls Airlangga Hartanto As the 'Motor' that Drive Pre-Employment Card](#)", Republika.co.id, June 17, 2022. (In Bahasa Indonesia)
21. Sambas, "[Negara Anggota UNESCO Sambut Terobosan Kartu Prakerja](#)", Antara News Banten, June 22, 2022. (In Bahasa Indonesia)
22. Santia, T. "[The Coordinating Minister for Economic Affairs of the Republic Indonesia, Airlangga: the Pre-Employment Card Program Increasing the Competence to Competitiveness of the WorkForce](#)", Liputan 6, April 12, 2022. (In Bahasa Indonesia)
23. Santia, T. "[The Coordinating Minister for Economic Affairs of the Republic of Indonesia, Airlangga: Pre-Employment Card Program is Not Yet Perfect](#)", Liputan 6, August 3, 2022. (In Bahasa Indonesia)
24. Suharto, S. D. S. & Assegaf, F. "[Pre-Employment Cards Shown to Improve Recipients' Know-How: Hartanto](#)", Antara News, February 17, 2022.
25. Sukmawijaya, A. & Sinambela, N. "[Pre-Employment Card Recipients Reach 13.4 Million People, Here are the Details](#)", Kumparan Bisnis, July 27, 2022. (In Bahasa Indonesia)
26. Trianto, D. "[Proven Effective. Airlangga: The Pre-Employment Card is Indonesia's Hope and Pride](#)", RMOL.id, July 28, 2022.
27. Umam, C. & Agustina, D. "[BPK Said the Pre-Employment Card Program is Indicated Not Right on Its Target, Anod: Workers Feel the Benefits](#)", Tribunnews.com, June 11, 2022. (In Bahasa Indonesia).
28. Waseso, R. & Dewi, H. K. "[The 23rd Batch of Pre-Employment Card is Officially Open, the Total Quota Up to 500,000](#)", Kontan.co.id, February 17, 2022. (In Bahasa Indonesia).
29. Zawya. "[Islamic Development Bank, Community Jameel, and Abdul Latif Jameel Poverty Action Lab Ready to Join Forces](#)", Zawya, June 8, 2022.