



Australian Government
Department of Foreign Affairs and Trade



Performance of Australian Development Cooperation Report 2023–24

Acknowledgement of Country

The Australian Government acknowledges Australia's First Nations peoples as the Traditional Custodians of Country throughout Australia and recognises and respects their continuing connections to lands, waters and communities.

The government pays respect to Elders past and present, to emerging leaders, and to all First Nations peoples, and recognises the continuation of diverse cultural, spiritual and educational practices.

The government thanks all First Nations peoples who have generously shared their knowledge and expertise to inform the Performance of Australian Development Cooperation Report 2023-24.

Performance of Australian Development Cooperation Report 2023-24

ISSN 2982-0324 (Online)

ISSN 2982-0316 (Print)

Creative Commons

With the exception of the Commonwealth Coat of Arms and where otherwise noted, all material presented in this document is provided under a Creative Commons Attribution 3.0 Australia licence (creativecommons.org/licenses/by/3.0/au/). The details of the relevant licence conditions are available on the Creative Commons website (accessible using the links provided), as is the full legal code for the CC BY 3.0 AU licence

(<http://creativecommons.org/licenses/by/3.0/au/legalcode>).

The document should be attributed as:

DFAT (Department of Foreign Affairs and Trade) (2024). Performance of Australian Development Cooperation Report 2023-24. Commonwealth of Australia.

Contact

Enquiries about this document should be directed to:

Department of Foreign Affairs and Trade,
RG Casey Building, John McEwen Crescent,
Barton ACT 0221 Australia

+61 2 6261 1111 (Phone)

Published March 2025

Cover Images credit (clockwise from top-left) :

Australian Volunteers Program / Teagan Glenane, Australian Volunteers Program / Darren James, DFAT, DFAT, Australian Volunteers Program / Harjono Djyobisono





Credit: DFAT

Contents

Introduction	5
Outline of this report	6
Performance assessment approach	7
Performance indicators	8
Chapter 1: Progress and achievements against the indicator framework	10
Tier 1: Indo-Pacific development context	11
Tier 2: Australia's contribution to development	14
Tier 3: 'How we work'	20
Chapter 2: Performance by region	34
Introduction	35
Pacific	36
Southeast Asia	40
South and Central Asia	44
Beyond the Indo-Pacific	45
Chapter 3: Global partnerships	46
Introduction	47
Multilateral partnerships	47
Multilateral development banks	51
Australian NGO Cooperation Program	53
Australia Awards scholarships program	54
Australian Volunteers Program	57
Chapter 4: Development finance	59
Introduction	60
Australia's budget support lending under the IMA Act	61
Australian Infrastructure Financing Facility for the Pacific (AIFFP)	62
Blended finance	66
Chapter 5: Sector performance	70
Introduction	71
Economic infrastructure and services	72
Agriculture, trade and other production services	74
Governance	76
Education	80
Health	82
Humanitarian assistance and disaster risk reduction	84
Multisector and general development support	88
Climate change	90
Annexes	92
Annex A: Results under the three-tier performance indicator framework 2023–24	93
Annex B: Contributions to Australia's development program delivered by other Australian Government departments and agencies	100
Annex C: 2022 Development Evaluation Plan summary outcome	108
Annex D: Development finance data	109
Acronyms	118



Credit: Australian Volunteers Program / Darren James

Introduction

The PADC report is intended to capture performance across the breadth of Australia's development cooperation.

The achievements, activities and lessons learned laid out in the 2023–24 Performance of Australian Development Cooperation (PADC) report reflect Australia's commitment to delivering a high-quality, effective development program that is responsive to partner needs, achieves results, and is informed by robust monitoring, evaluation and learning. Australia's development priorities are outlined in [Australia's International Development Policy](#), launched in August 2023, and are accompanied by a set of targets to drive reforms in the way we deliver Australia's development assistance. These include investing in locally led solutions; building genuine, respectful partnerships; ensuring gender equality and climate action sit at the heart of the development program; improving the transparency of information on Australia's development program; and delivering accountability to the Australian Parliament and public.

Implementation of the International Development Policy is supported by [Australia's International Development Performance and Delivery Framework \(PADE\)](#), including a three-tier performance indicator framework. Reporting against this framework for the full suite of performance indicators began in 2023, with early results summarised in [last year's \(2022–23\) inaugural PADC report](#). This year's PADC report builds on the 2022–23 report by providing a comprehensive picture of results against the full set of performance indicators, as well as reporting on the overall performance of Australia's development cooperation from July 2023 to June 2024.

The PADC report is intended to capture performance across the breadth of Australia's development cooperation, including Official Development Assistance (ODA) managed by the Department of Foreign Affairs and Trade (DFAT) and other Australian agencies, as well as development cooperation that leverages Australian expertise or resources and other types of financing (such as non-ODA funding, loans and private finance).

Outline of this report

This report is divided into five chapters and four annexes.

Chapter 1 reports on the three-tier performance indicator framework for the whole of the development program.

Chapter 2 summarises the performance of country and regional development programs across four regional groups: the Pacific; Southeast Asia; South and Central Asia; and beyond the Indo-Pacific.

Chapter 3 summarises the results of our major global partnerships and programs, including multilateral partnerships and development banks, the Australian NGO Cooperation Program (ANCP), Australia Awards Scholarships Program and the Australian Volunteers Program.

Chapter 4 reports on Australia's development finance portfolio, including budget support lending under the IMA Act, the Australian Infrastructure Financing Facility for the Pacific and blended finance.

Chapter 5 presents performance data for the following sectors: economic infrastructure and services; agriculture, trade and other production services; governance; education; health; humanitarian assistance and disaster risk reduction; climate change; and multisector and general support.

Annex A provides detailed results under the three-tier performance framework.

Annex B summarises the major activities and achievements that other Australian Government agencies have contributed to Australia's development cooperation.

Annex C lists and provides links to the published development evaluations completed in 2023–24.

Annex D presents detailed development finance tables (referenced in Chapter 4).

Please note: All dollar figures quoted in this report are Australian dollars unless otherwise indicated.

Performance assessment approach

This report draws on performance assessments undertaken at the four levels of our development program as identified in the PADF (refer to Table 1): whole-of-program; country and regional programs; multilateral programs; and investments.

At the **whole-of-program** level, alignment with Australia's International Development Policy and progress to advance a peaceful, stable and prosperous Indo-Pacific region are assessed and reported annually in DFAT's annual report and the PADC report.

At the **country and regional program** level, partnerships are key to delivering the International Development Policy. New whole-of-government country and regional Development Partnership Plans (DPPs) have been progressively finalised during 2024 and early 2025. Each DPP has a performance assessment framework that includes indicators for assessing progress towards stated objectives. A mid-cycle review for each DPP will be undertaken and published.

At the **multilateral program** level, DFAT periodically undertakes multilateral performance assessments for selected multilateral organisations that receive core funding from Australia. In addition, major global programs including ANCP, Australia Awards and the Australian Volunteers Program are assessed against program-specific monitoring and evaluation frameworks.

At the individual **investment** level, quality reporting is completed annually for all development investments over \$3 million. Through the investment performance reporting process, DFAT investment managers complete either an annual investment monitoring report (IMR), a humanitarian investment monitoring report (HIMR) or a final investment monitoring report (FIMR) for each investment. Each type of report has its own ratings matrix and investment performance is rated as satisfactory or unsatisfactory.¹ To ensure performance assessments in IMRs are robust and contestable, a subset is subject to moderation.² FIMRs report on the performance of investments over their lifetime, including the level of achievement against the intended end-of-investment outcomes. All FIMR ratings are independently validated by external assessors. Investments can also be subject to independent evaluations and impact assessments, which form part of the evidence used in quality reporting. Evaluation findings are used

At the whole-of-program level, alignment with Australia's International Development Policy and progress to advance a peaceful, stable and prosperous Indo-Pacific region are assessed and reported annually in DFAT's annual report and the PADC report.

1 Investments are rated on a 6-point scale. Ratings of 6 (very good), 5 (good) and 4 (adequate) are considered satisfactory ratings; ratings of 3 (less than adequate), 2 (poor) and 1 (very poor) are considered unsatisfactory.

2 Moderation of IMR/HIMR (by experienced DFAT staff outside the program area) is required for investments that are: \$50 million and above; high risk (regardless of value); rated unsatisfactory for effectiveness, efficiency, gender equality or risk management in the previous IMR; rated 4 for effectiveness in the previous IMR; or are requiring improvement.

for a range of purposes including to improve the implementation of ongoing investments and to inform the design of new investments. The evaluation case studies included in this report are drawn from the 2024 Review and Quality of Use of DFAT Evaluations, which examined how and to what extent evaluations completed between January 2022 and June 2023 were used during the 2023–24 reporting period.

Table 1: Performance and Delivery Framework

Level	Policy settings	Performance assessment	Reporting
Whole of Development Program	International Development Policy	<ul style="list-style-type: none"> Three tier indicator framework 	<ul style="list-style-type: none"> DFAT Annual Report Annual bilateral Development Partnership talks Annual Performance of Australian Development Cooperation Report Online development transparency portal, AusDevPortal (adp.dfat.gov.au).
Country and Regional Programs	Development Partnership Plans	<ul style="list-style-type: none"> Annual reporting Mid-cycle strategic review 	
Multilateral Programs	Strategic Partnership Frameworks	<ul style="list-style-type: none"> Periodic multilateral performance assessment 	
Investments	International Development Programming Guide	<ul style="list-style-type: none"> Investment reports Independent evaluations Impact assessments 	

Performance indicators

The performance indicator framework (refer to Table 2) supports implementation of the International Development Policy. The indicator framework has three tiers:

- **Tier 1: Indo-Pacific development context** – these indicators present selected issues central to achieving sustainable development outcomes for the Indo-Pacific. Improvements over time for Tier 1 indicators are the outcomes of collective efforts by countries and their development partners, including Australia.
- **Tier 2: Australia’s contribution to development** – these are annual results directly attributable to Australian development efforts, organised against the four focus areas of the International Development Policy.
- **Tier 3: ‘How we work’** – these are selected measures of DFAT’s operational approach to delivering Australia’s development program.

Table 2: PADF indicator framework

Tier 1	Tier 2	Tier 3
Indo-Pacific development context	Australia's contribution to development	How we work
<ul style="list-style-type: none"> • Fragility • Gender equality • Political rights and civil liberties • Fiscal sustainability • Governance • Poverty • Economic growth • Health • Impact of disasters • Climate change adaptation • Climate change mitigation • Regional economic integration 	<p>Building effective and accountable states:</p> <ul style="list-style-type: none"> • Improved governance • Economic policy reform and management and private-sector development • Economic empowerment • Social protection measures • Gender equality • Disability equity <p>Enhancing state and community resilience:</p> <ul style="list-style-type: none"> • Infrastructure • Education • Health • Food security • Climate adaptation, mitigation, environment and biodiversity • Maritime security <p>Connecting partners with Australian and regional architecture:</p> <ul style="list-style-type: none"> • Strengthening leadership • Labour mobility • Strengthening regional architecture <p>Generate collective action on global challenges:</p> <ul style="list-style-type: none"> • Multilateral engagement • Trade • Emergency assistance 	<ul style="list-style-type: none"> • Our development cooperation is effective • Our development cooperation is inclusive with a focus on gender equality and disability equity • Addressing climate change is central to our development cooperation • Partnerships underpin our development cooperation • Our development cooperation is transparent • Our development cooperation uses local actors in design, delivery and evaluation • Our development cooperation is informed by monitoring, evaluation and learning • Our development cooperation is enhanced by First Nations perspectives



Credit: DFAT

Chapter 1

Progress and
achievements
against the indicator
framework

Tier 1: Indo-Pacific development context

Tier 1 indicators present selected issues that are central to achieving sustainable development outcomes for the Indo-Pacific.³ This is the first time progress against the full set of Tier 1 indicators in the PADF has been reported. In some cases, up-to-date and relevant data are not available for 2023–24. In these instances, data from the most recent year has been used.

The development context in the Indo-Pacific region has remained largely stable, with limited change in indicator progress during 2023–24. There are some signs of countries emerging as being at high risk, or already showing signs, of deterioration in areas such as poverty levels, health and gender equality. Decreased fiscal stability coupled with the growing effects of climate change – impacts of which are felt disproportionately by Pacific nations – increase the risk of disruptions to development progress. More information is provided in the relevant subsections below and in Annex A, which includes data sources for each indicator.

Climate change and disasters

Climate change continues to be the greatest shared threat for countries in our region. While some countries showed slight decreases in the CO₂ intensity of their economies, these were small and largely counterbalanced by slight increases elsewhere. On the other hand, data show that several countries in the Pacific and Southeast Asia were able to reduce their vulnerability to climate change and increase their readiness for adaptation actions.

Disasters also continue to have an impact in our region, including economically. In 2023–24, there were 13 disaster events recorded in the Pacific and 105 in Southeast Asia. Data from the United Nations Economic and Social Commission for Asia and the Pacific suggest that the economic costs of these disasters amounted to USD6,189,141,000 in Southeast Asia.⁴ In the Pacific, economic cost estimate data is extremely limited. Economic estimates of the impact of disasters do not take into account the human cost of disasters and their long-term effects on poverty, infrastructure, and food and water security. A person in Asia and the Pacific is six times more likely to be affected by a disaster than someone living outside the region.

Demographic and social trends

The proportion of fragile and conflict-affected countries remained relatively constant over time as measured by the number of countries affected by conflict or institutional and social fragility. This figure is higher in the Pacific, where 43 per cent of countries are classified as fragile according to World Bank data; in Southeast Asia, this figure is 18 per cent. Of the countries classified as fragile, all but one are classified as being affected by institutional and social fragility. Only Myanmar is classified as being affected by conflict.

According to the Freedom House Freedom in the World ratings, freedom scores globally declined in 2023. However, Pacific and Southeast Asia averages have remained relatively stable over the last two years, with

Decreased fiscal stability coupled with the growing effects of climate change – impacts of which are felt disproportionately by Pacific nations – increase the risk of disruptions to development progress.

³ For the purposes of Tier 1 data, Southeast Asia is classified as all ASEAN member states plus Timor-Leste, and Pacific does not include French Polynesia, New Caledonia, Cook Islands, Wallis and Futuna, and Guam.

⁴ This data represents the estimated economic impact of disasters for only a small proportion of disasters that occurred in Southeast Asia during 2023–24.

Recent trends for the Indo-Pacific region indicate poverty is rising, with increases in the cost of food and fuel a major driver.

the Pacific being rated, on average, as more free than Southeast Asia, where political rights and civil liberties are significantly compromised in a number of countries.

Gender equality scores show a concerning trend, with the region's average Gender Gap Index score dropping consistently since 2018. In the Pacific, there was a 1.0 per cent decrease in the score in 2023–24, while in Southeast Asia there was a drop of 0.6 per cent.

According to World Bank scores, government effectiveness continues to vary in our region, particularly in Southeast Asia where scores range substantially from –1.75 in Myanmar to 2.32 in Singapore.⁵

Overall, Southeast Asia continues to outperform the Pacific on universal health coverage. However, available evidence suggests most countries across the region and globally experienced a stalling in universal health coverage between 2019 and 2021, coinciding with the emergence of the COVID-19 pandemic.

Economic pressures

We continue to face a period of global economic instability, during which higher interest rates and inflation dampen growth. Heightened debt repayment and liquidity risks have emerged in the region – particularly in the Pacific – reflecting variable post-pandemic recovery of fiscal positions, debt overhang and higher interest rates. Seven countries in the Pacific face a high risk of debt distress: Kiribati; Marshall Islands; Papua New Guinea; Samoa; Vanuatu; Tuvalu; and Tonga. In Southeast Asia, Laos is currently experiencing debt distress.

Recent trends for the Indo-Pacific region indicate poverty is rising, with increases in the cost of food and fuel a major driver. According to World Bank data, in the Pacific, the proportion of people living below USD6.85 per day ranged from 21.5 per cent in Tonga to 90.2 per cent in Papua New Guinea. In Southeast Asia, this ranged from 2.3 per cent in Malaysia to 94.6 per cent in Timor-Leste. In terms of regional economic integration, total trade of the Pacific was valued at USD8.2 billion, of which imports represented 58 per cent, while for Southeast Asia trade was valued at USD3.7 trillion, with imports representing 47 per cent.

While overall economic growth in the region has proved resilient in spite of pandemic and inflationary impacts, there has been significant variability in how individual countries have fared. In the Pacific, there has been moderate overall growth in gross domestic product (GDP) per capita, with countries experiencing relatively higher GDP growth per capita also tending to experience relative year-to-year volatility in that growth compared to others. In Southeast Asia, GDP per capita has also experienced growth overall, despite similar year-to-year fluctuations in growth. Here, the countries experiencing both relatively higher and relatively lower GDP growth per capita tended to experience more year-to-year fluctuations in that growth.

⁵ Where –2.50 represents least effective state capacity and 2.50 represents the most effective.



Right: Minderoo's Elimination Partnership in the Indo-Pacific for Cervical Cancer (EPICC) is the largest ever initiative of its kind, established in Papua New Guinea and Vanuatu and now rolled out to 11 nations. Credit: Minderoo Foundation

Left: University of Newcastle students undertaking fieldwork in Samoa as part of its strategic partnership with SPREP. Credit: University of Newcastle

Whole-of-nation efforts to support Australia's development cooperation

Australia is deploying all elements of our national strengths to respond to the needs of our region – integrating development with our diplomatic, trade, economic, defence, migration, sporting, cultural, scientific and security engagement. Both public and private institutions have valuable expertise, experience and capabilities to support sustainable development. Their networks and peer relationships with our region help us to deliver timely, effective and tailored support that draws on Australia's assets.

This includes Australia's world-class science, innovation and technical agencies, as well as our tertiary and research institutions, which are a valued source of expertise and ideas in our region. Examples of whole-of-nation development activities being delivered across the Indo-Pacific include:

- **Academic collaboration:** In the academic sector, the University of Newcastle partners with the Secretariat of the Pacific Regional Environment Programme (SPREP) to deliver cooperative solutions to environmental, social and economic challenges faced by Pacific island communities.
- **Philanthropic leadership:** Minderoo Foundation is one of Australia's leading international social and environmental funders and impact investors, with a portfolio spanning gender equality, natural ecosystems, humanitarian crises and existential risks.
- **Technical standards setting:** Standards Australia supports the Pacific Islands Forum and the Pacific Islands Standards Committee through the Pacific Quality Infrastructure Initiative, facilitating harmonised regional standards and enhancing the region's economic competitiveness.
- **Banking sector:** Australia New Zealand Banking Group Limited (ANZ), Westpac and the Commonwealth Bank of Australia maintain essential Correspondent Banking Relationships across the Pacific, securing the region's continued access to global trade and financial markets.
- **Private sector engagement:** Australian business networks such as the Australia Pacific Islands Business Council, the Australia-PNG Business Council, Australia-Fiji Business Council and Australia-ASEAN Chamber of Commerce (AustCham ASEAN) facilitate critical trade and commercial linkages across the Indo-Pacific, strengthening economic development and market integration.
- **Community-led initiatives:** The Rotary Club of Hall in the Australian Capital Territory forges people-to-people connections and delivers impactful initiatives across health, education, agriculture and disaster recovery in nations including Solomon Islands, Vanuatu, Vietnam, Nepal, Timor-Leste and Kenya.
- **Faith-based organisations:** The Gateway Children's Fund, established in 1990 by the Gateway Church Australia, works with Papua New Guinea partners to deliver locally led initiatives across education, child and maternal health, and community development.

Tier 2: Australia's contribution to development

Tier 2 results are annual results directly attributable to Australian development efforts, organised against the four focus areas of Australia's International Development Policy (refer to infographic below). The results reported in this section reflect the new Tier 2 indicators under the PADF, collected for the first time in 2023–24. These constitute an expanded list of indicators, from 16 in previous years to 32 in 2023–24. Tier 2 results reflect contributions to development from various Australian government departments and agencies, including DFAT, the Australian Centre for International Agricultural Research (ACIAR) and the Department of Home Affairs. For further detail on Tier 2 results, refer to Annex A.



Credit: Australia Awards

Building effective and accountable states



6,066

organisations supported to **strengthen accountability** and/or inclusion



34

countries supported with policy and technical advice on **economic reform** and management



\$909 million +

in **direct financing** to partner governments



227

market actors in key economic sectors supported to expand **market access** and/or improve **supply chain resilience**



\$73.7 million

in **additional private funds leveraged** to support sustainable development



3.6 million

women entrepreneurs provided with financial and/or business development services



153.8 million

people reached through new or improved **social protection programs**



\$49.5 million

in ODA funding channelled to **women's equality organisations and institutions**



315,563

services provided to victim-survivors of sexual and **gender-based violence**



1,234

organisations of **persons with disabilities** receiving capacity building support

Enhancing state and community resilience



425

infrastructure projects

supported that meet internationally agreed quality standards



15,028

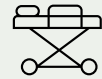
local people accessed

jobs created by new infrastructure projects



15

countries supported to improve minimum proficiency in **reading and mathematics** for children and young people



46

countries supported to improve the capacity of their health systems to provide **quality, accessible and affordable health services**



3.3 million

couple-years of contraceptive protection from unplanned pregnancies made available for **sexual and reproductive health**



30

countries supported to improve the ability to anticipate, prevent, detect and control **communicable disease threats**



1.5 million

people supported to improve **food security**



1.1 million

people supported to improve **adaptation to climate change and resilience to disasters**



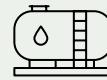
76 investments

(worth \$361 million) improving **climate change adaptation and disaster resilience**



18 investments

(worth \$75 million) promoting/delivering **nature-positive outcomes**



2 million +

people supported to use basic or **safely managed drinking water services**



38

countries supported to improve **resilience and ability to manage maritime domains** and marine resources

Connecting partners with Australian and regional architecture



1,903

completions of an **Australia Awards scholarship**



538,621

completions of a **tertiary or technical/vocational course or work-related training**



167

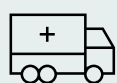
alumni participated in **mutual collaborations** between their country and Australia after completion of an Australia Awards long course



33,193

Pacific Australia Labour Mobility (PALM) workers

Generating collective action on global challenges



8.5 million

people provided with **emergency assistance** in conflict and humanitarian crisis situations



45

countries supported to increase their capacity to participate effectively in **rules-based trade and economic architecture**



40

countries supported to engage productively with the **multilateral trading** system

Our approach to transparent and inclusive governance includes working with partners to strengthen their public institutions.

Building effective and accountable states

Australia is committed to working with our partners to improve essential services that are foundational for tackling poverty and inequality, expanding economic mobility and driving sustainable growth, supporting policy reform and system strengthening, and providing transparent and responsive governance.

We continue to support economic recovery and reform in the region, providing 34 countries with policy and technical advice on economic reform and management. With pressure on many public budgets in 2023–24, we provided over \$900 million in direct financing to partner governments and used blended finance to catalyse private sector investments, with over \$73 million in private finance leveraged to support sustainable development.

Our approach to transparent and inclusive governance includes working with partners to strengthen their public institutions. For example, through the Transparency International Indo-Pacific Partnership, we supported active engagement with the Sri Lankan Government in the preparation of its new Anti-Corruption Bill. Overall, in 2023–24, over 6,000 organisations (government, civil society, and private sector) were supported to strengthen accountability and/or inclusion.

Our renewed focus on gender equality and disability equity, including through the new International Gender Equality Strategy and the new International Disability Equity and Rights Strategy, has enabled us to provide 315,563 services to victim-survivors of gender-based violence, of which 2,848 services were provided to people with disability. A further 1,234 organisations of persons with disabilities received capacity building support.

We also continued to strengthen vibrant civil society networks in our region, for example through the Australia–Indonesia Partnership Towards an Inclusive Society (INKLUSI), which increases the contribution of civil society, in partnership with government, to gender equality, and disability and social inclusion. For example, INKLUSI has enabled 41,406 marginalised people to access legal identity and services, supported the participation of 2,885 marginalised people in decision-making forums.

Case study

Australian funding of women’s economic empowerment in the Pacific

Australia is supporting the UN Women’s Markets for Change (M4C) program, in partnership with the United Nations Development Programme (UNDP), to improve the socioeconomic security of women market vendors in Fiji, Vanuatu, Solomon Islands and Samoa. Under the program, a virtual mentoring program was implemented in Fiji, reaching 440 women vendors. In Samoa, financial management training sessions were conducted in collaboration with the Samoa Business Hub for 102 women vendors, with 100 vendors receiving tablet devices to strengthen business and data management. In Solomon Islands, UNDP provided specialised financial and business management training for 100 women vendors to improve their socioeconomic security. In Vanuatu, a total of 116 market vendors received Money Minded Training by ANZ Bank. Post-activity interviews indicated improvements in participants’ socioeconomic stability, including increased income, savings and access to financial resources such as loans and investments. Approximately 25 per cent of vendors demonstrated financial self-reliance, actively engaging with gender-inclusive social and financial services.

Enhancing state and community resilience

Australia is committed to improving livelihoods and supporting long-term adaptability to external shocks. As we respond to the increasing impacts from climate change and associated disasters, we have prioritised prevention and disaster risk reduction through our development investments and humanitarian assistance. In 2023–24, we assisted over 1.1 million people to improve adaptation to climate change and resilience to disasters, and more than 1.5 million people with improved food security.

For example, Australia’s partnership with the Women’s Resilience to Disaster (WRD) program has strengthened food resilience in rural Solomon Islands. The WRD’s local partner, the Matavale Women’s Association, led capability development activities for community members on sustainable farming methods addressing the impacts of sea level rise and environmentally damaging farming approaches. As a result of the new knowledge gained, community members have changed their farming practices.

Reflecting our commitment to work with partners to deliver development projects that can cope with and adapt to risks, we continue to share our experience and expertise in infrastructure policy, planning, preparation, procurement and financing. In 2023–24, we supported 425 infrastructure projects that meet internationally agreed quality standards or principles, and supported 13 countries to improve policies and regulations in the infrastructure sector. For example, as part of the Laos–Australia Connectivity Partnership (part of the Southeast Asia Partnerships for Infrastructure initiative), Australia is supporting the Government of Laos to build and upgrade two cross-border facilities along Laos’ National Road No.2. The designs of the facilities align with G20 principles for quality infrastructure. They embed climate resilience and disaster mitigation measures, such as landslide, earthquakes, flooding and fire protection. They also include low emission elements such as battery energy storage systems, solar panel roofs and electric vehicle chargers within the designs of the cross-border facility. Social inclusion principles were integrated, including physical accessibility – such as special parking areas and pedestrian ramps.

We are working with our regional partners to build more resilient health systems, sharing our knowledge, experience, networks, capability and learning. In 2023–24, we supported 46 countries to strengthen health systems and worked with 30 countries to improve prevention, detection and response to emerging infectious disease outbreaks.

We continue to work with our regional partners on maritime security, where we prioritise strong whole-of-government partnerships that increase resilience to maritime challenges and enhance capabilities to manage maritime domains and marine resources consistent with international law. Key examples of engagement with partners in the region in 2023–24 included: opening the Australian National Centre for Ocean Resources and Security Southeast Asia Maritime Institute in Malaysia; our participation in the Indian Ocean Rim Association’s Working Group on Maritime Safety and Security; and the Association of Southeast Asian Nations (ASEAN)–Australia Political-Security Partnership.

We are working with our regional partners to build more resilient health systems, sharing our knowledge, experience, networks, capability and learning.



Case study

Cook Barracks, Vanuatu. Credit: Department of Defence

Department of Defence – Vanuatu Police Force infrastructure works

In 2023-24, the governments of the Republic of Vanuatu and Australia worked together to upgrade facilities to support the Vanuatu Police Force's growth and operational capability. A key objective of the Cook Barracks and Tiroas Barracks redevelopment is to bolster local industry and boost commercial activity that will stimulate Vanuatu's economy. Australia's investment (total value approximately \$106 million, non-ODA funding) prioritised economic benefits to Vanuatu's local economy by employing, training and upskilling local workers through local training institutions, as well as supporting local industry by using local material, resources and services wherever possible. Twenty-six contracts were established with local industry and 1,000 personnel were inducted onto both sites to support the delivery of the project, of whom 83 per cent were from the local workforce.

We continued to work within the regional architecture to strengthen and support a more peaceful, stable and prosperous Indo-Pacific.

Connecting partners with Australian and regional architecture

We continued to work within the regional architecture to strengthen and support a more peaceful, stable and prosperous Indo-Pacific. In 2023-24, we supported 116 activities that strengthened the ASEAN regional architecture, and 47 activities through Pacific regional organisations including the Pacific Islands Forum (PIF). For example, under the Australia-Pacific Islands Forum Secretariat Partnership, Australia provides multi-year core funding enabling the Secretariat to shape its organisational reforms and adapt and align its work with PIF Leaders' decisions and priorities. In 2023-24, the Secretariat oversaw the development and endorsement of key regional policy pieces, notably the 2050 Strategy Implementation Plan, and established a Strategic Planning Coordination Unit which is drafting the new PIF Secretariat Strategic Plan 2024-27. In Southeast Asia, the ASEAN-Australia Counter

Trafficking Program continues to strengthen justice responses to trafficking while advancing victims' rights in the ASEAN region. The program plays a pivotal role in strengthening ASEAN's framework for combating trafficking in persons by enhancing capacity and collaboration among ASEAN bodies to implement the ASEAN Convention Against Trafficking in Persons, Especially Women and Children.

We also invested in connectivity with our region through international scholarship, volunteer, education, and labour mobility programs. In 2023–24, 1,605 Australia Awards courses were completed, along with over 530,000 completions of other tertiary, technical and vocational education and training. Skills development was also embedded in the Pacific Australia Labour Mobility (PALM) scheme, which supported over 33,000 workers in 2023–24. The PALM scheme's circular nature means workers come to Australia, gain new work experience and skills, and take these home to their communities. The Australian Government has embedded extra funding and support for skills development in areas that will strengthen local labour markets and economies.

PALM delivers a 'brain gain', whereby workers on their return home bring not only remittances but also new capabilities.

Case study

Australia Pacific Training Coalition

The Australia Pacific Training Coalition (APTC – \$251.2 million, 2018–2025) is Australia's largest skills investment in the Pacific and Timor-Leste. It contributes to overall skills uplift and improved local employment outcomes by delivering Australian qualifications and strengthening technical and vocational education and training systems. APTC has campuses in five countries – Fiji, Papua New Guinea, Samoa, Solomon Islands and Vanuatu – and operates in Kiribati, Nauru, Timor-Leste, Tonga and Tuvalu. APTC delivers Australian qualifications; partners with local training providers to improve training quality through curriculum and trainer development; supports system-level reform by working with ministries of education and qualifications regulators; collaborates with business and industry to identify skills and training needs; and is an implementing agency for the Pacific Regional Education Framework. Across the reporting period, 1,444 people graduated with full Australian qualifications (49 per cent female) and 6,011 people upskilled with APTC short courses and microcredentials. Lessons learned from APTC have been applied in the next iteration of Australia's longstanding support for skills in the Pacific, coming online in the next reporting period, with a renewed focus on skills for employment, deeper connections, and enhanced responsiveness to partner government priorities in skills and training.

Generate collective action on global challenges

Trade and investment can create more and better jobs, lower prices and stimulate economic growth, including by assisting partners to benefit from global rules-based trade and integrate into the multilateral trading system through the World Trade Organization (WTO). In 2023–24, Australia supported 40 countries to engage productively with the multilateral trading system and supported 45 partner countries to increase their capacity to participate effectively in rules-based trade and economic architecture. For example, through the Partnership for Inclusive Prosperity program, we supported the Timor-Leste Government to successfully navigate the WTO accession process and pursue its goal of ASEAN accession.

Effective responses to conflict, disasters and other humanitarian crises require strong international partnerships. Our humanitarian actions focus on saving lives, alleviating suffering and building resilience. We also partner with multilateral agencies to provide development and humanitarian

assistance at scale in our region and beyond. Our core funding of \$27.5 million to the International Committee of the Red Cross (ICRC) helped assist 11.5 million people affected by conflict in more than 27 countries. DFAT also reinstated the Multilateral Performance Assessment process in 2023–24. This ensures Australia can make robust performance assessments of multilateral partners such as the ICRC.

Case study

Managing pesticide levels in global trade

In nine Indo-Pacific countries (Bangladesh, Cambodia, Indonesia, Laos, Malaysia, Nepal, Sri Lanka, Thailand and Vietnam), a project funded by the WTO Standards and Trade Development Facility (STDF) and led by the Asia-Pacific Association of Agricultural Research Institutions piloted an innovative approach to reduce pesticide residue levels affecting trade. Australia’s longstanding partnership with the STDF contributed to the project, which determined that the use of biopesticides alongside conventional pesticides could reduce pesticide residue levels by 50 per cent. The project harmonised regional guidelines on the use and trade of biological control agents, developed the capacity of over 170 government officials to meet international WTO and Codex standards, and created networks for public-private knowledge exchange and collaboration in beneficiary countries.

Tier 3: ‘How we work’

Tier 3 of the PADF has eight indicators that track our operational approach to designing, delivering and managing Australia’s development program. Progress in 2023–24 is summarised in Table 3 and additional analysis is provided in the following sections of the text. Additional detail on Tier 3 results for 2023–24 can be found in Annex A.

Table 3: Tier 3 results, 2023–24

Indicator	Progress
Our development cooperation is effective	<ul style="list-style-type: none"> 85% of investments were assessed as satisfactory on both the effectiveness and efficiency criteria in the IMR process (target: 85%) 79% of investments were effective in addressing gender equality (target: 80%) 80% of completed investments were assessed as satisfactory on both the effectiveness and efficiency criteria in the FIMR process (target: 70%)
Our development cooperation is inclusive with a focus on gender equality and disability equity	<ul style="list-style-type: none"> 79% of all investments addressed gender equality effectively (target: 80%) 100% of eligible new investments valued at \$3 million or more have a gender equality objective (target: 100%) 51% of investments effectively addressed disability equity in implementation (target to be introduced in 2025–26)
Addressing climate change is central to our development cooperation	<ul style="list-style-type: none"> From 2024–25, at least half of all new bilateral and regional investments that are valued at more than \$3 million will have a climate change objective, with a goal of this rising to 80% by 2028–29 Reporting against this indicator will begin from 2024–25

Indicator	Progress
Partnerships underpin our development cooperation	<ul style="list-style-type: none"> Regular dialogues with partners have continued during 2023–24 Eight country and regional DPPs were finalised in 2024 The data collection phase of the inaugural Perceptions Survey is scheduled for 2025, with reporting to begin in the 2024-25 PADDC report
Our development cooperation is transparent	<ul style="list-style-type: none"> DFAT’s new transparency portal, AusDevPortal (adp.dfat.gov.au), was launched in December 2024 The next Publish What You Fund Aid Transparency Index will be published in mid-2026
Our development cooperation uses local actors in design, delivery and evaluation	<ul style="list-style-type: none"> 4,263 local personnel, subcontractors and staff were engaged by managing contractors 2,987 subcontracts and grants, with a value of \$671 million, were awarded by managing contractors \$142.2 million in grants to non-government organisations (NGOs) was allocated through the ANCP, which enabled 59 NGOs to deliver 382 projects in 51 countries 72% of bilateral investment designs and 74% of evaluations included local participation Baseline data for ANCP, Australian Humanitarian Partnership (AHP) and the Australian Red Cross (ARC) will be reported in the 2024–25 PADDC report; however, pilot reporting trialled in 2023–24 for AHP indicated that 28% of allocated funding (over \$6.5 million) was channelled to local and national actors
Our development cooperation is informed by monitoring, evaluation and learning	<ul style="list-style-type: none"> Eligible monitoring, evaluation and learning (MEL) plans were assessed by DFAT against MEL Standard 5, and assessments were completed within six to twelve months from the start of implementation The 2024 Review of the Quality and Use of DFAT Evaluations examined how, and to what extent, evaluations were used during the reporting period 2023–24 (this review is expected to be published in early 2025)
Our development cooperation is enhanced by First Nations perspectives	<ul style="list-style-type: none"> DPPs for Papua New Guinea and Timor-Leste committed to embedding First Nations perspectives, including through support for initiatives that encourage meaningful engagement between First Nations Australians and local communities Managing contractors engaged 26 First Nations personnel for the delivery of the development program (total investment valued at \$2.1 million).

Indicator 1: Our development cooperation is effective

At least 85 per cent of investments are assessed as satisfactory on both the effectiveness and efficiency criteria in the IMR process

IMRs are used to assess whether Australia's development program is effective, efficient and responsive. In 2023–24, IMRs were completed for 375 investments. Of these, 289 (77 per cent) had an annual IMR completed, 27 (7 per cent) a humanitarian investment monitoring report (HIMR) and 59 (16 per cent) a final investment monitoring report (FIMR). Of the 375 investments, 85 per cent were assessed as satisfactory (scores of 4, 5 or 6) against both the effectiveness and efficiency criteria. This compares to 86 per cent in 2022–23.

Where underperformance was identified in ongoing investments, DFAT developed and implemented targeted actions to address shortcomings. Of the 375 investments with completed reports, 14 investments (4 per cent) were identified as underperforming, compared with 16 investments (4 per cent) in 2022–23. Of the 14 underperforming investments, eight were investments that either had ended or were ending shortly. Remediation plans were developed for the six ongoing investments.

In 2023–24, we piloted a 'spot check' of IMR ratings. The spot check confirmed the robustness of the ratings and highlighted potential improvements regarding the evidentiary requirements for satisfactory IMR ratings.

At least 80 per cent of investments are effective in addressing gender equality

In 2023–24, 79 per cent of investments were assessed as effective in addressing gender equality. At least 70 per cent of completed investments were assessed as satisfactory against both effectiveness and efficiency criteria in the FIMR process (see further analysis under Indicator 2).

At least 70 per cent of completed investments are assessed as satisfactory against both effectiveness and efficiency criteria in the final investment monitoring reporting process

FIMRs report on the performance of investments over their lifetime, including the extent to which end-of-program outcomes were achieved.

In 2023–24, 59 FIMRs were completed and all were subject to independent external validation. This represents 16 per cent of all investments required to undertake annual performance reporting in 2023–24. Of these completed FIMRs, 80 per cent of investments were rated satisfactory for effectiveness and efficiency, 10 percentage points more than in 2022–23. The validation process resulted in the effectiveness ratings of three investments being changed from satisfactory to unsatisfactory and the efficiency ratings of three investments being changed from satisfactory to unsatisfactory.

Common characteristics across the FIMRs that were assessed as less than satisfactory for effectiveness and/or efficiency related to clarity and relevance of end-of-program outcomes and the extent to which monitoring and evaluation frameworks and systems generated relevant and timely data for assessing effectiveness and informing decision-making.

These are complex issues. An investment may be assessed as less than satisfactory even though significant outputs have been delivered over the life of the investment. These assessments reflect that some outcome statements agreed between partners at the design stage may have proven to be overly ambitious and not reviewed or updated over the life of the

In 2023–24, 79 per cent of investments were assessed as effective in addressing gender equality.

project. Striking the right level of ambition, and the right timeframes, can be difficult, particularly for investments aiming to achieve complex institutional change over the medium to long term. This underscores the importance of reviewing outcome statements over the life of an investment, including as part of evaluation and review processes, to ensure as far as practicable that expected outcomes continue to reflect implementation realities. Measuring achievement of outcomes is also more complex than measuring delivery of outputs – emphasising the importance of early and ongoing assessment of monitoring and evaluation frameworks against DFAT standards.

Case study

Papua New Guinea – Australia Transport Sector Support Program Phase 2

The Papua New Guinea – Australia Transport Sector Support Program Phase 2 (TSSP2) was implemented over a 10-year period (2013–2023) at a total value of \$604.8 million. TSSP2 focused on a safer, more reliable transport system to enable economic and social development for Papua New Guinea. TSSP2 had three end-of-program outcomes:

1. Government of Papua New Guinea transport agencies have a clear mandate and are effective and functional
2. Government of Papua New Guinea delivers a planned and prioritised road maintenance program
3. Government of Papua New Guinea aviation and maritime agencies deliver improved safety and security, and improved regulatory compliance.

TSSP2 delivered significant achievements including:

- over 1,800 kilometres of national priority roads maintained annually catalysing local economic improvements by building local industry – such as the 200 locally owned (including 15 women-owned) construction companies engaged to undertake roadworks
- enhanced aviation safety and compliance with international standards through strengthened navigation and communications, including a computerised air traffic management system (NiuSky) and global navigation satellite system
- commencement of long-term maintenance contracts to improve network planning and management
- mainstreaming gender equality across program and transport sector agencies, resulting in the establishment of a transport sector gender equality, disability and social inclusion (GEDSI) community of practice and individual agencies implementing their own agency GEDSI policies.

TSSP2 was delivered in a complex and challenging environment. While the program delivered significant outputs, overall effectiveness was assessed as less than satisfactory by the FIMR. Issues with the ambition and clarity of outcomes and availability of relevant monitoring and evaluation data made it difficult to assess the overall achievement of the end-of-program outcomes. In the final years of TSSP2, it was assessed that the end-of-program outcomes placed an unrealistic responsibility on TSSP2 to change the behaviour and performance of Papua New Guinea Government institutions. These issues, together with weaknesses in the program logic, were addressed through the design of TSSP3, which commenced in November 2023.

Indicator 2: Our development cooperation is inclusive with a focus on gender equality and disability equity

We have achieved significant progress towards our gender equality commitments. In 2023–24 Australia provided \$49.5 million in ODA funding to more than 260 women’s equality organisations and institutions, including civil society organisations (CSOs), partner governments, international organisations and the private sector. Australia has also provided more than 3.5 million women entrepreneurs with financial and/or business development services.

Australia has supported more than 1,234 organisations of persons with disabilities with capacity building. Our increased effort in disability equity and rights capability development is positioning us for further progress, which will be guided by Australia’s new International Disability Equity and Rights Strategy.

80 per cent of all development investments will address gender equality effectively, and all new investments over \$3 million will include gender equality objectives

We are close to meeting our 80 per cent performance target on gender equality. In 2023–24, 79 per cent of development investments addressed gender equality effectively in implementation, up from 75 per cent in the previous year. This reflects proactive steps to improve gender equality performance, including increased investment in capability development for DFAT staff; greater engagement with implementing partners; more investment in gender equality technical expertise for programs; and improvements in the quality of our reporting on gender equality.

In 2023–24, gender equality capability development activities reached over 2,000 DFAT staff and partners in Canberra and at posts. These activities are critical to ensure staff and partners have a common understanding of the Government’s ambition on gender equality and their roles in delivering on this ambition, as well as to build critical skills and awareness. We maintained our robust system of gender equality quality assurance of IMRs in 2023–24, with gender equality specialists reviewing the majority of IMRs and HIMRs, in addition to the validation of FIMRs by external experts.

DFAT assesses that the requirement for new development and humanitarian investments valued at \$3 million and above to include gender equality objectives is contributing to improvements in our performance on gender equality. It is hard-wiring gender equality into our international development and humanitarian assistance programs to deliver better outcomes for all people. In 2023–24, the first full year of implementing the new requirement, we achieved full compliance, with 100 per cent of eligible new investments including gender equality objectives. This demonstrates growing awareness of the requirement by DFAT staff and partners and the effectiveness of the mechanisms we introduced to improve compliance. This included proactive outreach during investment designs and increased access to gender equality specialist support.

In 2023–24, 71 per cent of the investments that were rated unsatisfactory on gender equality had commenced before the gender equality objective requirement was introduced and they did not have gender equality objectives. Of the investments that underperformed on gender equality in 2023–24, 60 per cent will end before the next reporting period. Over time, we will see a greater proportion of development programs that address the gender equality objective requirement.

79%

of investments address gender equality effectively

100%

of investments include gender equality objective

Our increased effort in disability equity and rights capability development is positioning us for further progress, which will be guided by Australia’s new International Disability Equity and Rights Strategy.

Our gender equality objective requirement is also driving an increase in our development expenditure on gender equality. Between 2021–22 and 2023–24, our gender equality expenditure increased from \$1.5 billion to \$2.3 billion.

Australia’s International Gender Equality Strategy was published in February 2025, outlining how we will advance gender equality and the human rights of women and girls, both globally and in the Indo-Pacific. It builds upon consultations with over 600 stakeholders and elevates our efforts in support of women’s health, rights and safety, gender equitable climate action, locally led approaches to women’s leadership and women’s economic equality.

Case study

Improving gender equality outcomes in fisheries management

Combating Illegal, Unreported and Unregulated Fishing and Promoting Sustainable Fisheries in Southeast Asia is a six-year, \$14.4 million program funded by DFAT and delivered by the Department of Agriculture, Fisheries and Forestry (DAFF). Initially, the program struggled to address gender equality in the male-dominated field of fisheries. The program has since implemented strategies to improve its gender mainstreaming approach.

The flagship component of the program is monitoring, control and surveillance training for fisheries officers from Southeast Asian partner governments. Women’s participation in the training was low – just 10 per cent in late 2023. In 2024, the program strengthened the training’s gender focus and engaged more female presenters. Delivery was adjusted to reduce barriers to women’s participation by splitting it into shorter segments, translating handbooks and supporting mothers to bring young children. A code of conduct for the monitoring, control and surveillance training course was developed which committed to provide an inclusive, respectful and safe environment for all training participants, and all training venues considered accessibility. As a result of these measures, women’s participation in the training increased to 44 per cent in 2024.

Also in 2024, DAFF partnered with the Southeast Asian Fisheries Development Center to deliver a three-day Women in Fisheries workshop, the program’s first gender-focused activity. This workshop brought together 66 participants, including fisheries officers from partner governments and relevant Australian government agencies. The workshop promoted regional cooperation, addressed challenges encountered by women in fisheries, and advocated for gender equality in the sector. It resulted in a proposal to establish a women in fisheries network, to be considered as the program progresses.

Percentage of investments effectively address disability equity in implementation

In 2023–24, 51 per cent of development investments performed satisfactorily on disability equity in implementation, a marginal increase from 50 per cent in 2022–23. This reflects both the mainstreaming of disability inclusive practice and targeted actions for people with disability.

To improve program quality on disability equity and rights, disability specialist advisory support was made more accessible and capability development activities increased, reaching over 700 staff and partners in Canberra and at posts during 2023–24. Technical specialists reviewed the majority of IMRs and HIMRs for disability equity. Specialist support was provided to the development of DPPs, enabling informed consideration of disability equity in bilateral and regional priority settings.

We have leveraged our gender equality commitments and resources to advance disability equity through joined-up GEDSI guidance and capability building. In 2023–24, approximately 60 per cent of gender equality technical



assistance and capability development activities also addressed disability equity. Cooperation between gender equality and disability equity technical advisers is leading to better quality advice, increasing the prospect of improved GEDSI outcomes.

Australia's new International Disability Equity and Rights Strategy was launched in November 2024. It outlines how we will harness expertise and resources to advance disability equity and rights now and into the future. It highlights the importance of partnering with people with disability, eliminating discrimination and exclusion, and promoting the preconditions for inclusion. The strategy introduced Australia's first ever performance target for disability equity in the international development program: a phased performance target of 60 per cent of Australia's development and humanitarian investments performing effectively on disability equity by 2026, and 70 per cent by 2030. We will report on progress against this target from 2026.

Indicator 3: Addressing climate change is central to our development cooperation

From 2024–25, at least half of all new bilateral and regional investments that are valued at more than \$3 million will have a climate change objective, with a goal of this rising to 80 per cent in 2028–29

During 2023–24, Australia advanced its commitment to help address climate change and its many impacts in our region. Our efforts focused on Australia's twin-track approach to integrating climate in the development program: (i) designing new, targeted climate investments and (ii) mainstreaming climate change across new investments in all sectors.

To help drive these two approaches, DFAT's Climate Resilient Communities investment (currently \$208.5 million over 2024–29) was established. The investment supports inclusive climate and disaster resilience efforts via: technical assistance; co-funding for climate change programs (particularly in the water, agriculture, food, nature-based solutions and energy sectors); dissemination of knowledge and learning to inform programming and build capacity; and climate diplomacy.

To be more effective and responsive to the priorities of our region, bilateral and regional DPPs consider climate risk and align bilateral programs with partners' National Determined Contributions under the Paris Agreement and their National Adaptation Plans. This has also been implemented at the investment level, where we have increased technical and advisory support to effectively integrate climate into designs.

While we are making good progress on our twin-track approach to integrating climate, there are many challenges to rapid scale-up, including the capacity building needs of DFAT and implementing partners and long lead times for investment designs. We developed new guidance on integrating climate for DFAT and implementing partners and refined our approach to design appraisals and annual investment monitoring, including the introduction of a new climate criterion as part of IMR reporting (refer to p. 90 for discussion on climate change IMR results). We also updated our reporting systems to track progress against Australia's climate programming target from 2024–25 onwards.

Australia has strengthened its previous \$2 billion climate finance commitment and is expecting to deliver \$3 billion towards global climate finance efforts over 2020 to 2025. In 2023–24, Australia's ODA climate finance

Australia has strengthened its previous \$2 billion climate finance commitment and is expecting to deliver \$3 billion towards global climate finance efforts over 2020 to 2025.

reached \$782.6 million, which is a 37 per cent increase from \$571.1 million in 2022–23. Australia’s total climate finance, which includes climate-specific components of non-ODA grants and loans, and amounts mobilised from the private sector by Australian official development finance investments, increased from \$619.1 million in 2022–23 to \$912.3 million in 2023–24.⁶

Case study

Developing low carbon pathways in Vietnam

Australia granted \$15 million to the International Finance Cooperation to implement the Vietnam Private Sector Development Partnership, which has a strong focus on facilitating and promoting private investments to actively advance climate mitigation and adaptation. Australian funding supported stakeholders to implement actions contributing to low-carbon pathways, improve climate adaptation and reduce disaster risks. Australia supported the application of the International Finance Corporation’s Excellence in Design for Greater Efficiencies certification which measures energy-saving features, water conservation and materials with reduced embedded carbon in building construction. In 2023, 840,000 square metres of total building floor were designed in accordance with the standards – projected to save 17,719 megawatt hours of energy annually and cut greenhouse gas emissions by roughly 18,050 tonnes of CO₂ per year.

Indicator 4: Partnerships underpin our development cooperation

Regular dialogues, in Australia and at posts, to share emerging practices, exchange ideas and facilitate learning

Development Partnership Plans in place by 2024

In 2024, the Australian Government finalised eight DPPs. These plans were developed using a genuine partnership approach based on respect and listening, and included consideration of Australia’s commitments to gender equality, disability equity and rights, climate change, locally led development and transparency. Consultations were undertaken with partner governments, CSOs, community groups, academia and the private sector, both internationally and in Australia. A range of approaches tailored to each country and regional context were used.

For example, to inform bilateral and regional DPPs, DFAT’s Office of Southeast Asia commissioned independent surveys of 50 non-government development experts in each of Australia’s development cooperation partner countries across the region, focused on five topics relating to the implementation of Australia’s International Development Policy. The Office of Southeast Asia also hosted an event, ‘In Dialogue on Development: Australia in Southeast Asia’, with more than 50 Australia-based stakeholders including managing contractors, NGOs, private sector representatives, philanthropic organisations, CSOs, think tanks and multilateral development organisations.

In Samoa, the Australian High Commission consulted through established forums such as the biannual Samoa–Australia development roundtable and

The department is focused on finalising remaining DPPs with our partners and continuing the work of translating DPP priorities into practice, including through regular and ongoing dialogues in Australia and across the region.

⁶ Refer to DFAT website: www.dfat.gov.au/international-relations/themes/climate-change/supporting-indo-pacific-tackle-climate-change/delivering-our-climate-commitments

The International Development Policy commits to enhanced transparency and accountability in the development program.

the Samoa–Australia Senior Officials Talks to ensure the DPP was locally led and aligned with national development priorities. Samoa’s Aid Coordination Committee and Cabinet Development Committee reviewed and endorsed the final DPP.

The department is focused on finalising remaining DPPs with our partners and continuing the work of translating DPP priorities into practice, including through regular and ongoing dialogues in Australia and across the region. For example, our partnerships with Papua New Guinea and Timor-Leste will be guided by new annual DPP stakeholder forums to discuss DPP implementation, share learning, exchange ideas and assess performance of Australia’s development cooperation.

DFAT Perceptions Survey conducted every two years

Completion of a biennial Perceptions Survey is a commitment under Australia’s International Development Policy. It is intended to seek feedback on how Australia’s implementation of our commitments in the policy is perceived by partner country governments, CSOs, sector experts and other development partners in the Indo-Pacific region. This survey will provide valuable insights into the effectiveness of the partnership approaches that underpin our development cooperation program. The data collection phase of the inaugural Perceptions Survey is scheduled to be undertaken in 2025, with results to be published as part of the 2024–25 PADC report.

Indicator 5: Our development cooperation is transparent

Establish an online portal providing access to financial and performance data as well as key documentation on all DFAT-managed ODA investments

The International Development Policy commits to enhanced transparency and accountability in the development program. In December 2024, DFAT delivered two major transparency initiatives: (i) reporting to the International Aid Transparency Initiative (IATI); and (ii) an online development transparency portal, AusDevPortal (adp.dfat.gov.au).

The public, searchable, online portal increases the accessibility and transparency of information on Australia’s development program. It publishes investment data and documentation, including financial and performance information. Additional data and functionality will be added over time.

Australia’s ranking on the Publish What You Fund Aid Transparency Index (from 2025)

Considerable work occurred during 2023–24 towards recommencing reporting annual datasets to IATI, which was finalised and released in December 2024. The next Publish What You Fund Aid Transparency Index will be published in mid-2026 which will capture our increased reporting to IATI.

Indicator 6: Our development cooperation uses local actors in design, delivery and evaluation

Australia’s International Development Policy commits us to enhancing locally led development through our development cooperation. Our support for locally led development enables more effective, impactful and sustainable programs, channels economic benefits to our local partners, and further builds genuine, respectful partnerships between our countries.

Building on early positive trends seen in 2022–23, there was significant effort this year from DFAT staff and partners to strengthen locally led development. We published DFAT’s Locally Led Development Guidance Note in June 2024 after comprehensive engagement across partner governments, local leaders, NGOs and the private sector. Implementation of the guidance is being informed by an expert reference group, and an internal network of focal points across our posts, primarily locally engaged staff, who are helping to drive changes in each program. We have seen strong progress in more systematic integration of locally led development approaches through the preparation of DPPs and across the program management cycle.

There is no ‘one size fits all’ approach to how we fulfil this commitment and measure progress. The local actors we support are diverse, spanning government, business and civil society. We need to calibrate our approach and targets to the local context and the local partners involved. We therefore expect that the richest performance information will come from monitoring and evaluation at the investment level. The PADC report provides a snapshot of our progress, with targeted datasets that demonstrate incremental performance by measuring multiple local leadership dimensions at both Tier 2 and 3 levels.

Number of local personnel, subcontractors and staff engaged (employment created) – managing contractors

Managing contractors are employing increasing numbers of local personnel and individual subcontractors. In 2023–24, this amounted to \$166.4 million being paid in salaries via our managing contractor partners to local personnel and individuals engaged as subcontractors. When combined with Tier 2 results showing our infrastructure projects supported jobs for over 15,000 local people (including over 3,000 women), this shows that benefits in terms of employment are increasingly being channelled back into local economies and communities.

Number and dollar value of local contracts and grants (local supply chains) – managing contractors

We track how much of our funding makes its way to local partners, as an indicator of the local benefits being derived from Australian development cooperation. There continue to be upward trends in the number and total value of local contracts and grants entered into by our managing contractors. In 2023–24, managing contractors entered into 2,987 subcontracts and subgrants with local suppliers, with a total value of \$671 million. This amounts to an increase of 22 per cent and 7 per cent respectively, compared with the previous year. In 2023–24, managing contractors passed on \$295.9 million to local organisations through these subcontracts and subgrants, an increase of 24 per cent compared to 2022–23.

We are also seeing funding and support channelled to local partners in other ways, such as providing \$49.5 million directly to over 260 women’s equality organisations and institutions in 2023–24 (Tier 2 indicator). In 2023–24, Australia also provided over \$909 million in direct financing to partner governments, primarily Pacific island country governments, supporting local systems and leadership to determine and respond to their national development priorities.

Funding is not the only measure of the support for locally led development that is important: the type of support we provide, and how we provide it,

The local actors we support are diverse, spanning government, business and civil society. We need to calibrate our approach and targets to the local context and the local partners involved.

4,263

local personnel and subcontractors (individuals) were engaged by managing contractors

\$671m

total value of local contracts and grants

Each year, the ANCP supports more than 50 Australian NGOs to work with more than 2,000 local partners to deliver community-based development outcomes.

is also key. This year, we helped build the capability of more than 1,200 organisations of persons with disabilities and supported over 160 activities to strengthen regional architecture in Southeast Asia and the Pacific (Tier 2 indicators).

Number of local partners supported through the Australian NGO Cooperation Program (ANCP), and funding (amount and proportion) to local partners through ANCP organisations, the Australian Humanitarian Partnership and the Australian Red Cross (from 2025)

The ANCP is the Australian Government's longest-running and largest NGO program (\$142.2 million in 2023–24). Each year, the ANCP supports more than 50 Australian NGOs to work with more than 2,000 local partners to deliver community-based development outcomes. We are exploring how locally led approaches can be strengthened through the ANCP. In 2023–24, DFAT continued the pilot under which Australian NGOs were required to pass down a minimum amount of their annual ANCP grant (\$10,000) to local implementing partners for administration and overhead costs. Over \$1,265,000 was allocated to local partners through this pilot. Looking ahead, ANCP will expand reporting to include funding flows to local partners for implementing project activities in addition to administrative and overhead costs. We will collect these data from the 2024–25 ANCP performance reports.

By 2025, develop systems to track the proportion of humanitarian funding to local and national partners

Baseline data for ANCP, AHP and ARC will be collected and reported in the 2024–25 PADC report.

Pilot reporting was trialled in 2023–24 for AHP using budget allocation (rather than expenditure) figures. This pilot indicated that over \$6.5 million was allocated to be channelled to local and national actors, or 28 per cent of funding. This figure was down from 36 per cent in 2022–23, noting funding to local partners will vary year to year based on factors relating to the particular AHP activations in a given period. These factors include the length of each activation, the nature of the crises, the country context, and AHP partners' own networks in that geographical location.

In 2023, through DFAT's multi-year partnership with the ARC and rapid humanitarian responses, \$11.3 million (53 per cent of all funding provided through the partnership) was provided to local Red Cross and Red Crescent National Societies globally. Through the pooled International Federation of Red Cross and Red Crescent Societies Disaster Response Emergency Fund, approximately \$4 million (82 per cent of all the International Federation of the Red Cross Disaster Response Emergency Fund allocations) was provided to National Societies.

Based on these pilots, systems have now been established ahead of reporting for 2024–25.

By 2026, 80 per cent of bilateral investment designs and evaluations include local participation

Local personnel are being engaged to work on most design and evaluation teams: 72 per cent of design teams and 74 per cent of evaluation teams included local participation in 2023–24. This is close to our results from the previous year, which were indicative and used slightly different methodologies. There is more work to do to ensure we meet the 2026 target of 80 per cent.

While the target is important, it is also critical to ensure local team members are able to genuinely drive and influence the shape of designs and the assessment of the performance of our development cooperation over time. There are positive indications this is occurring: for designs, most local team members were engaged in technical roles (rather than administrative or support roles) and two teams (out of 18) had local team leaders.

When surveyed, evaluation managers reported that local consultants strengthened their evaluations by bringing a deep understanding of the local context, issues and cultural sensitivities, supporting recommendations framed in a sensitive and practical manner. In instances where local team members were not used for designs or evaluations, reasons included a lack of available consultants, or more limited opportunities in the case of small, one or two-person teams.

Delivering our commitment to support locally led development requires a collaborative effort by DFAT, our partners and the local actors we collectively partner with. Together, we are adapting our approaches to be more flexible, and identifying creative solutions to further enhance local leadership of development efforts across our region.

Case study

Local actors enhancing availability of public services in Indonesia

Under the Australia–Indonesia Partnership Towards an Inclusive Society (INKLUSI) program, Australia provided \$3.38 million to five Indonesian national-level women’s CSOs that collaborated with 71 local women’s CSOs. INKLUSI enabled the national CSOs to strengthen organisational capacity, enhancing their ability to strengthen local CSOs and empower marginalised people.

These women’s CSOs supported the establishment of 174 community groups that helped 5,127 marginalised people access a range of public services, for example, in relation to legal identity documentation and in cases of violence. Through their support, these CSOs also enabled 15,624 marginalised people, including 12,347 women and 3,272 men (also comprising 308 people with disability), to have direct access to government social protection programs. The CSOs also supported the engagement of 1,349 women and 130 men (including 44 people with disability) in public policy processes, enabling them to influence decisions that affected them. Furthermore, 268 businesses and cooperatives were established, involving 3,190 women and 12 men (including five people with disability).

Indicator 7: Our development cooperation is informed by monitoring, evaluation and learning

MEL plans assessed against DFAT design and MEL standards at six months of implementation

Over many years, DFAT has invested in developing design and monitoring, evaluation and learning (MEL) standards and applying them across all stages of the program cycle (planning, design, implementation, and review/evaluation). Investment MEL plans build on the program logic in investment designs and set out how outcomes will be achieved, the indicators to assess progress and the risks to delivery. Early assessment and finalisation of investment MEL plans against an agreed standard ensures there is a shared understanding between investment partners of how investment performance will be assessed over the duration of the investment and supports appropriate data collection. Weaknesses in MEL plans and data collection and/or late finalisation of MEL plans are a common characteristic of underperforming investments.

Over many years, DFAT has invested in developing design and monitoring, evaluation and learning (MEL) standards and applying them across all stages of the program cycle

In 2023–24, eligible MEL plans were assessed by DFAT against MEL Standard 5.⁷ These assessments were completed within six to twelve months from the start of implementation. While these timeframes were longer than the six-month target, assessments were still completed in timeframes consistent with ensuring early finalisation of MEL plans to support implementation. In some cases, assessment completion timeframes reflect that contract submission dates for MEL plans were not always consistent with six-month timeframes and/or that the need to consult with multiple partners impacted submission and assessment timelines.

Conduct an annual review of the quality and use of evaluations and publicly report on the findings

The 2024 Review of the Quality and Use of DFAT Evaluations, due to be published in 2025, will examine how and to what extent evaluations completed between January 2022 and June 2023 were used during the 2023–24 reporting period. Key findings from the review are summarised below.

- Almost all DFAT evaluations were used (45 out of 46, with the remaining evaluation intended for future use). The primary use was to improve the effectiveness and management of programs, capture and report on progress, and inform decision-making, including the design of new programs. The review found evaluations were also used in a range of other ways, including to understand programs or aspects of programs better and to inform broader learning – for example, sharing evaluations with other donors to inform coordinated country-level support.
- Evaluations were more likely to be used when there was clarity on the purpose for the evaluation, the issues to be examined and how the findings and recommendations would be used.
- Higher quality evaluations were used more. Staff had a broad definition of a quality evaluation, informed by their perceptions of the quality or experience of the evaluation team, the evaluation process, and whether the evaluation addressed the issue for which it was commissioned.

There has been a steady upward trend in the engagement of Indigenous practitioners through managing contractors in our development cooperation.

Indicator 8: Our development cooperation is enhanced by First Nations perspectives⁸

Consultations with country programs to embed First Nations Australians' perspectives in DPPs were conducted for Papua New Guinea and Timor-Leste. Timor-Leste consultations highlighted the relevance of cultural connections and identified sectors where Indigenous knowledge and practices could address contemporary challenges such as environmental management and health security. The Timor-Leste program will seek to engage First Nations businesses to boost inclusive private sector development. In Papua New Guinea, Australia's Ambassador for First Nations People supported a roundtable on locally led development to reinforce the priorities set by Papua New Guinea.

There has been a steady upward trend in the engagement of Indigenous practitioners through managing contractors in our development

⁷ Eligible MEL plans under this indicator are those for new investments delivered by commercial contractors. In addition, we also assess MEL plans implemented through other modalities.

⁸ Reporting under this indicator is focused on First Nations Australians' perspectives, referring to the perspectives of Aboriginal and Torres Strait Islander Peoples of Australia.

cooperation. In 2023–24, managing contractors engaged 26 First Nations personnel for the delivery of the development program (total investment valued at \$2.1 million), which is an increase from 19 First Nations personnel in 2022–23 (total investment valued at \$700,000). In 2023–24, managing contractors entered into 20 subcontracts with nine First Nations organisations (valued at \$2.8 million) which is an increase from 2022–23 when 11 subcontractors were engaged (valued at \$1.8 million). Overall, the number of First Nations personnel engaged and the value of subcontracts with First Nations Australian organisations have increased more than three-fold over the last three years.

Recording and sourcing data pertaining to First Nations engagement in Australia’s development program remains a challenge. Moving forward, DFAT will strengthen its approach to collecting and using relevant data by conducting stocktakes of various data sources, including the IT system used to administer the Australian development program (AidWorks) and the system used to measure the impact of program and policy changes over the life of an agreement. A guidance note to assist the development program to embed the provision of First Nations expertise will inform this improvement.

Further work is underway to strengthen the provision of technical support for country and regional programs during the design and implementation phases. Work will seek to upskill investment managers to have the relevant capability and support to embed First Nations approaches in a manner that is consistent and predictable and upholds the principle of reciprocity and cultural safety. DFAT will also explore pathways to expand opportunities for First Nations Australian international development practitioners.



Case study

Credit: Australian Volunteers Program / Rosie Goslett-King

Platforming traditional knowledge in a global setting

In May 2024, the Geneva Office of the Pacific Islands Forum Secretariat, funded by Australia, provided technical advice and coordinated positions for the 10 Pacific members of the World Intellectual Property Organization (WIPO) (Cook Islands, Fiji, Kiribati, Marshall Islands, Nauru, Niue, Samoa, Solomon Islands, Tonga and Vanuatu) who attended the WIPO diplomatic conference on intellectual property, genetic resources and traditional knowledge (GRATK). The adoption of the new international treaty on GRATK ensures transparency through disclosure requirements. The Pacific members actively participated, collaborating with Australia and New Zealand to include a provision on technical cooperation and assistance informed by First Nations Australians’ perspectives. Three Pacific WIPO members signed the treaty at the diplomatic conference, and seven signed the final act, demonstrating strong regional commitment.



Credit: Credit: Australian Volunteers Program / Harjono Djoyobisono

Chapter 2

Performance by region

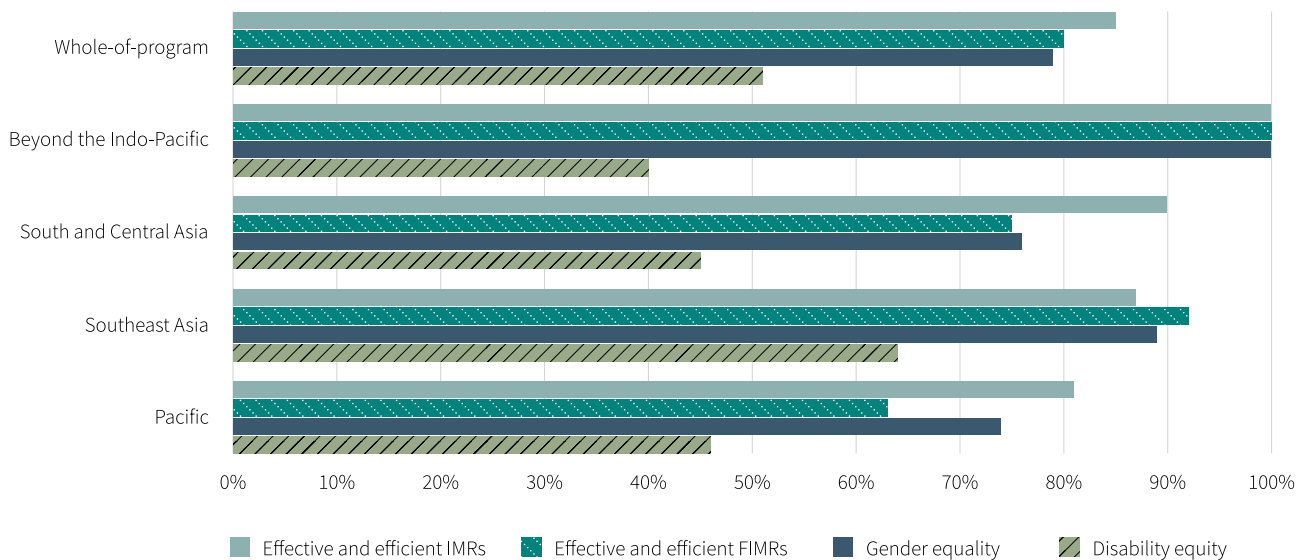
Introduction

This chapter summarises the key performance trends for Australia’s country and regional development programs, organised into four regional groups: Pacific; Southeast Asia; South and Central Asia; and beyond the Indo-Pacific. It highlights key investment performance trends, examples of the quality and use of evaluations completed and published in 2023–24, and examples of development activities and achievements delivered by other Australian government agencies.

Performance data are drawn from DFAT’s investment performance reporting system and include both annual outcomes and three-year trends.⁹ From 2024–25, these performance data will be complemented by reporting against country and regional DPPs.

Figure 1 summarises the 2023–24 investment performance of each region and all investments across the development program against four common criteria assessed in the investment performance reporting process (effectiveness, efficiency, gender equality and disability equity). Data presented in Chapters 2 and 5 for effective and efficient IMRs and three-year averages are exclusive of FIMRs. The whole-of-program outcome includes FIMRs.

Figure 1: 2023–24 investment performance results across regional groups and whole of development program



Southeast Asia regional results for effective and efficient IMRs and FIMRs exceeded Tier 3 whole-of-program targets of 85 per cent and 70 per cent respectively. Pacific regional results were below Tier 3 targets, reflecting the challenging development context, impact of natural disasters and ongoing recovery from the economic and other shocks of COVID-19. Aggregate outcomes for South and Central Asia and beyond the Indo-Pacific should be treated cautiously because the comparatively smaller number of investments in these two portfolios can lead to volatility in annual aggregate percentage outcomes. Improving disability equity performance across all regions is an area of ongoing focus, as reflected by the introduction of new performance targets in the International Disability Equity and Rights Strategy (refer to relevant discussion in the Tier 3 section of Chapter 1).

9 Investment performance reporting comprises three types of monitoring reports: annual investment monitoring reports (IMR), humanitarian investment monitoring reports (HIMR), and final investment monitoring reports (FIMR). Refer to Chapter 1 for more information on these three types of reports. Three-year trends cover the 2021–22, 2022–23 and 2023–24 reporting periods.

Pacific

Investment performance

The Pacific region is characterised by its diversity. Significant variations in population size are highlighted by Papua New Guinea's almost 12 million people and more than 850 languages, contrasting with Tuvalu and Nauru's estimated populations of approximately 12,000 each. Many countries in the Pacific are large ocean states, like Kiribati, one of the most geographically dispersed countries in the world consisting of 33 coral atolls spread over 3.5 million square kilometres of ocean – an area larger than India. Indeed, the ocean is central to the livelihoods of Pacific nations – it connects people and drives economies. However, small economic bases constrain resource and economic development in most Pacific countries. Long-term growth prospects are inherently limited by geography, population size and the economic costs of the unique vulnerability of Pacific countries to climate change.

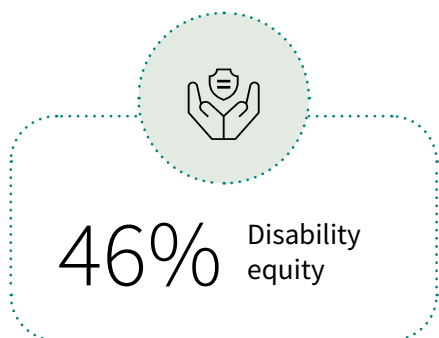
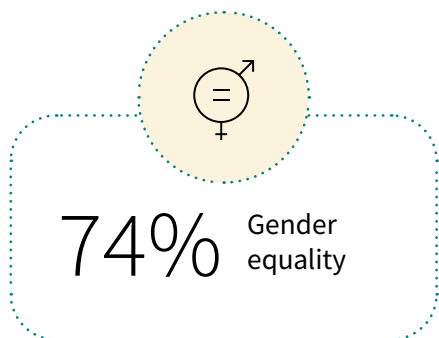
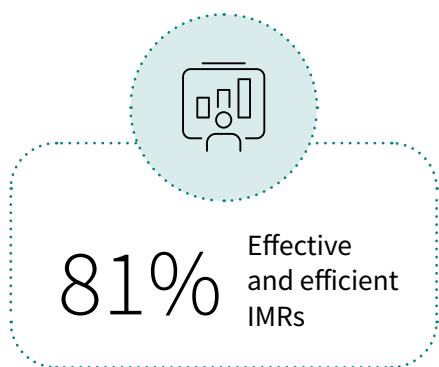
Pacific programs account for the largest number of investments for which IMRs are completed. In 2023–24, IMRs were completed for 117 Pacific investments, HIMRs for two investments and FIMRs for 19 investments. The proportion of investments rated satisfactory or higher for effectiveness and efficiency was 81 per cent (excluding FIMRs).¹⁰ This outcome was lower than the whole-of-program outcome (85 per cent) and slightly lower than the three-year Pacific average (83 per cent). Efficiency ratings for a number of investments were lower in 2023–24, including in Papua New Guinea, Solomon Islands and the Pacific regional program.

Of the five ongoing investments identified in 2022–23 as requiring improvement, the performance of two improved in 2023–24 and three were assessed again as requiring improvement. Overall, 10 investments were identified as requiring improvement based on 2023–24 IMR results. Five of these investments have ended, and management action plans have been put in place for the five that are ongoing.

Aggregate investment ratings (IMR, HIMR and FIMR) for gender equality and disability equity were 74 per cent and 46 per cent respectively, equal or lower than the three-year averages of 74 per cent and 50 per cent and the whole-of-program outcomes of 79 per cent and 51 per cent respectively. However, gender equality and disability equity ratings were higher than the previous year (74 per cent versus 67 per cent for gender equality; and 46 per cent versus 42 per cent for disability equity) indicating that efforts to increase specialist advisory support and build capability of DFAT staff are having an impact.

For FIMRs, 63 per cent were assessed as effective and efficient, compared with the whole-of-program outcome of 80 per cent. Twelve of 19 completed investments were assessed as satisfactorily meeting end-of-program outcomes. Of the seven investments assessed as not satisfactorily meeting expected outcomes, four were in Papua New Guinea (refer to the Governance, Health, Economic Infrastructure and Multisector sections of Chapter 5 and the FIMR discussion in Chapter 1), one was in Solomon Islands (refer to the Governance section of Chapter 5) and two were delivered through the Pacific regional program (refer to the Governance and Multisector sections of Chapter 5).

¹⁰ Data presented in Chapters 2 and 5 for effective and efficient IMRs and three-year averages are exclusive of FIMRs. The whole-of-program outcome includes FIMRs.





Case study

Credit: DFAT

Examples of engagement with Pacific regional organisations

Australia, as a member of the Pacific Islands Forum (PIF), is committed to Pacific regionalism and working through regional organisations to deliver on the PIF's 2050 Strategy for the Blue Pacific Continent. Regional organisations such as the PIF, the Pacific Community (SPC), the Forum Fisheries Agency, Secretariat of the Pacific Regional Environment Programme and the University of the South Pacific consolidate regional knowledge, expertise and resources and build the unity and prosperity of the region. Australia works cooperatively with these institutions to deliver programs and support across the Pacific.

In 2023–24, examples of Australian cooperation with Pacific regional organisations included:

- Finalisation of arrangements with the SPC to implement the Pacific Humanitarian Warehousing Program (2023–2031). This program supports 14 Pacific island countries and Timor-Leste to improve their disaster preparedness and resilience. To date, the program has provided SPC with a platform to expand its technical mandate and coordinate national disaster management offices in the region to discuss humanitarian supplies and storage needs, increase SPC staffing, and refurbish office space.
- Continued support (\$96 million, 2019–2025) for the University of the South Pacific, the region's premier tertiary education provider. Ranked in the top 2,000 universities globally, the university produces approximately 4,000 graduates each year and helps to deliver on Pacific regional education priorities.
- The Australian-funded Pacific Security College hosted the inaugural Pacific Regional and National Security Conference in Fiji in June 2024 with nine Pacific partner organisations, and 150 senior representatives of the Pacific security community. The conference featured panels on the Boe Declaration, and a futures exercise on Pacific security cooperation – reinforcing the value of regional action and collaboration across technical sectors.

Evaluation case study

A review of the ten-year partnership between the Government of Australia and the Pacific Community

In 2014, the Government of Australia and the Pacific Community (SPC) established a 10-year partnership with the aim of developing a shared vision for improved development outcomes and sustainable improvements in the quality of life for all Pacific islanders. The partnership draws on Australia-based knowledge and SPC's expertise in technical and scientific areas, spanning priority sectors including fisheries science, education standards, food systems, gender equality, regional statistics and public health.

In 2022, a review evaluated the contribution and impact of the partnership so far. It identified that the partnership contributed significant enhancements to the institutional capabilities of SPC, drove organisational reform and increased SPC's focus on gender inclusion. The predictable, multi-year funding enhanced SPC's efforts to optimise its planning and allocations, including pivoting its work in response to COVID-19.

The evaluation also identified helpful areas for strengthening the partnership, including better coordination and reporting, applying partnership principles and emphasising the visibility of partnership achievements.

DFAT and SPC have incorporated many of the evaluation's recommendations in negotiating a new 10-year strategic partnership, which commenced in 2024. This has included improved coordination arrangements, clearer alignment to the 2050 Strategy for the Blue Pacific Continent and SPC's Strategic Plan 2022–2031, and a greater emphasis on Pacific-led priorities. There remains high demand for the partnership to continue.

Case study

Australian Federal Police – Policing partnerships in the Pacific

Samoa: The AFP supported the Samoa Police, Prisons and Corrections Services to successfully build capability, equipment and infrastructure in advance of the Commonwealth Heads of Government Meeting. This included to: fund a new emergency radio network to ensure first responders can communicate effectively in times of crisis; provide Samoa police officers specialist police tactical group training with the AFP's Tactical Response Team in Canberra; launch the Safer City CCTV Network and Samoa Police Operations Centre alongside the Samoa Police to further improve crime prevention and community safety; provide capability building and training in close personal protection, drone pilot training, first aid, bicycle police operations and bomb search training; and provide six vehicles, 15 motorcycles, 20 bicycles, motorcycle helmets and gloves, and more than 100 first aid kits and training for the Samoa Police Traffic Unit.

Papua New Guinea: The Papua New Guinea – Australia Policing Partnership has been supporting Royal Papua New Guinea Constabulary members to modify existing training programs to align with the three main focus areas of community policing, investigations and prosecutions; review and streamline independent recruitment processes; and build and refurbish infrastructure at the Bomana Police Training College, including accommodation, classrooms and offices.

Solomon Islands: The Royal Solomon Islands Police Force and AFP Policing Partnership Program is the AFP's bilateral partnership with Solomon Islands. In the last year, the Royal Solomon Islands Police Force has successfully managed several significant policing operations, including the 2023 Pacific Games and the 2024 national general election. The partnership provided advisory support and necessary assets including vehicles, refurbishment to the police operations centre and uplift of specialist capabilities. Following the planning and subsequent success of these events, the Royal Solomon Islands Police Force's capability to plan and host a significant security event has been greatly enhanced, a positive reflection of the effectiveness of the partnership.

Case study

CSIRO – Transforming Pacific food systems

The combined impacts from climate and population changes on the Pacific region are affecting local food systems – agriculture, horticulture, fisheries and aquaculture. There is uncertainty about the timing and extent of these impacts, but these changes are likely to render many current production systems less viable, and in some cases impossible. Climate projections and climate services are rapidly improving, providing better information. However, there is a lack of decision-making tools and processes that integrate this information, and that enable communities and planners to anticipate rapid climate change and to transform food systems accordingly.

To meet this challenge, the Commonwealth Scientific and Industrial Research Organisation (CSIRO) is working with Live and Learn, WWF–Solomon Islands, the Australian Centre for International Agriculture Research (ACIAR), the Cawthron Institute, the University of Technology Sydney and the Pacific Community (SPC), in collaboration with Pacific partners, across 2023–26 to develop innovative decision-making that can map transformational options at a local level and connect with national governments’ strategies.

The project is working in two pilot sites: Abaiang Island in Kiribati, and Sagheraghi in Western Province, Solomon Islands. To date, it has supported communities in developing adaptation pathways which integrate agriculture, fisheries and aquaculture within ‘circular bio-economies’ to meet the values and aspirations of local communities. The project has engaged with in-country partners and donors and is in the process of prioritising strategies to be implemented in each location with project seed funds.

Case study

National Film and Sound Archive of Australia – Building capacities of the National Film Institute in Goroka, Papua New Guinea

Supported by the Office for the Arts at the Department of Infrastructure, Transport, Regional Development, Communications and the Arts, the partnership between the Papua New Guinea National Film Institute (NFI) and the National Film and Sound Archive of Australia (NFSA) is yielding benefits through capacity building for Papua New Guinea’s audio-visual archiving specialists. In 2023 and 2024, two NFI staff visited the NFSA to participate in a detailed training program which conveyed best practices in inventorying, database management and conservation and digitisation processes. The NFSA produced training videos with the NFI staff, which are now used onsite for staff training. Staff have also built valuable networks through their participation in archiving conferences in Australia.

Additionally, the NFSA contributed to the design, building and shipping of a remote digital access system for the NFI, allowing the NFI to access newly digitised films onsite. The NFSA also arranged the shipment of archival packaging and supplies to the NFI so it can test, treat and store films in more suitable, preventative, preservation conditions.

Evaluation and learning

In 2023–24, 21 evaluations covering Pacific programs were completed and 20 were published on the DFAT website with a management response.

- This represented 45 per cent of total evaluations completed in 2023–24.
- Fifteen of these were commissioned directly by DFAT and six were jointly commissioned or commissioned by a partner with DFAT input.
- Two-thirds covered investments in the sectors of governance and health.
- Nearly 60 per cent were progress or mid-term reviews covering investments still underway, with the remainder covering investments that were coming to the end of the current phase or that had ended.

- One was a thematic evaluation, covering all of DFAT’s bilateral health investments in Papua New Guinea.

The case study below shows how evaluation findings were used in 2023–24 to improve an investment.

Evaluation case study

Evaluation report of the Technical Disaster Risk Reduction Program in Papua New Guinea

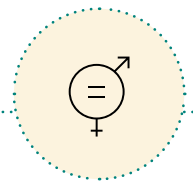
The Papua New Guinea Technical Disaster Risk Reduction Program supports Geoscience Australia to work with technical agencies of the Government of Papua New Guinea to strengthen their capacity to monitor and build resilience to natural hazards.

A technical evaluation noted that while Geoscience Australia’s flexible and needs-based approach to assisting technical agencies remained a relevant approach in the Papua New Guinea context, broader integration with the disaster risk management framework in Papua New Guinea would be beneficial. Specifically, it was considered the program would be strengthened by including risks from meteorological hazards such as landslides and flooding.

As a result of the evaluation findings, Australia expanded its partnerships in the next phase of disaster risk reduction support to include the Bureau of Meteorology and its counterpart agency, the National Weather Service.



87% Effective and efficient IMRs



89% Gender equality



64% Disability equity

Southeast Asia

Investment performance

In 2023–24, 90 IMRs were completed for Southeast Asia investments, HIMRs for two investments and FIMRs for 12 investments. The proportion of investments rated satisfactory for effectiveness and efficiency was 87 per cent (excluding FIMRs). This outcome was higher than the whole-of-program outcome of 85 per cent, but lower than the three-year Southeast Asia average of 90 per cent.

The one ongoing investment identified in 2022–23 as requiring improvement was again assessed as requiring improvement in 2023–24. One additional investment was identified as requiring improvement based on 2023–24 IMR results and has been completed.

The aggregate investment rating (IMR, HIMR and FIMR) for gender equality was 89 per cent, above the three-year average of 85 per cent and higher than the whole-of-program outcome of 79 per cent. The aggregate rating for disability equity was 64 per cent, higher than the three-year average of 63 per cent and the whole-of-program outcome of 51 per cent.

FIMRs for completed investments assessed 92 per cent as effective and efficient compared with 80 per cent for the whole-of-program outcome. Of the 12 completed investments, 11 were assessed as satisfactorily meeting end-of-program outcomes. The one investment assessed as not efficiently meeting outcomes was in Cambodia (refer to the Agriculture, Trade and Other Production section of Chapter 5).

Case study

Australia–ASEAN cooperation

Australia supports broad-ranging cooperation with ASEAN across all three ASEAN community pillars (political security community, economic community, socio-cultural community). It is framed by our commitments under the ASEAN–Australia Comprehensive Strategic Partnership (agreed October 2021) and announcements made at the ASEAN–Australia Special Summit in March 2024.

Aus4ASEAN Futures (\$204 million, 2022–2032) is Australia’s flagship development cooperation program. Under Aus4ASEAN Futures, jointly agreed projects support ASEAN priorities and the implementation of the Comprehensive Strategic Partnership. These include:

- a study on the ASEAN Digital Economy Framework Agreement which will accelerate ASEAN’s digital integration
- advancing the Initiative for ASEAN Integration
- an investment toolkit to help unlock financing for smart city projects
- developing the ASEAN Plan of Action on Science, Technology and Innovation
- projects to advance the ASEAN Outlook on the Indo-Pacific.

In 2023–24, other examples of ASEAN–Australia development cooperation included:

- Strengthening ASEAN’s response to trafficking in persons: The ASEAN–Australia Counter Trafficking Program (\$80 million, 2018–2028) is strengthening justice responses to trafficking while advancing victims’ rights in the ASEAN region. The program enhances capacity and collaboration among ASEAN bodies to implement the ASEAN Convention Against Trafficking in Persons, Especially Women and Children. ASEAN adopted the ASEAN Multi Sectoral Work Plan Against Trafficking in Persons 2023–2028 in August 2023, which sets out ASEAN’s strategy for progressing the implementation of the Convention.
- ASEAN–Australia Political-Security Partnership (\$8.1 million, 2019–2025) supports ASEAN to address transnational political-security issues such as maritime security, cybercrime, women, peace and security (WPS), counter-terrorism and transnational crime, engaging 16 ASEAN and eight Australian organisations. For example, the partnership’s support on maritime issues, such as UN Law of the Sea training for ASEAN, was recognised in the Melbourne Declaration at the ASEAN–Australia Special Summit in March 2024, as well as at ASEAN’s Track 1.5 activity on Maritime Cooperation. The partnership also supported the successful inclusion of Australia as an observer to the ASEAN WPS Advisory Group, validating Australia’s reputation as a key partner in this area.
- The ASEAN–Australia One Health Training and Capacity Building Investment (\$2.1 million, 2021–25) contributed to strengthening regional health architecture in ASEAN. Building on Australia’s previous support for the development of the ASEAN Leaders’ Declaration on One Health Initiative, adopted at the 42nd ASEAN Summit in May 2023, in 2023–24 we supported the implementation of the declaration through the development of the terms of reference of the One Health Network and the Joint Action Plan on One Health.
- Australia currently provides 100 Aus4ASEAN scholarships to support emerging ASEAN leaders to study in Australia. We will support another 132 scholars in 2025.

Case study

Meaningful engagement with people with disability

In line with Australia's new [International Disability Equity and Rights Strategy](#), TOMAK (To'os ba Moris Di'ak) – a 10-year (2016–2026) \$50 million nutrition-sensitive agriculture program supporting rural households – has built strong relationships with the Timor-Leste organisation of people with disability Ra'es Hadomi Timor Oan (RHTO).

A memorandum of understanding was signed with RHTO in 2023, committing TOMAK to work with and respond to the needs of people with disability. TOMAK has dedicated resourcing for RHTO staff costs, provides logistical support to facilitate activities, and supports and mentors RHTO staff. Other good practices include two-way capacity strengthening between TOMAK and RHTO; dedicated budget for disability inclusion (including reasonable accommodations); and development of a GEDSI strategy in partnership with RHTO.

In 2023–24, the RHTO contributed to research on barriers to agriculture programs for farmers with disability. RHTO members facilitated accessible communication with farmers with disability, ensuring their participation in the research. This research established an understanding of disability prevalence in the target communities and identified specific challenges, needs, capabilities and opportunities for farmers with disability. This investment has been effective in addressing disability equity in implementation. TOMAK continues to use the findings to inform program activities.

A memorandum of understanding was signed with RHTO in 2023, committing TOMAK to work with and respond to the needs of people with disability

Case study

Supporting local agricultural producers through development of Cambodia's cold chain ecosystem.

Australia has supported the development of Khmer Cold Chain warehouse, a 6000m³ facility, publicly accessible, port-linked, cold storage facility in Cambodia. The cold storage facility is the first of its kind and allows smallholder farmers and small-medium agricultural enterprises to capitalise on export sales of perishable fruit and vegetables, often hindered by Cambodia's underdeveloped cold chain ecosystem. The facility has a dedicated area for export services such as packaging, labelling, sanitary and phytosanitary services, and customs clearances. It provides cross-docking services to support the import and export of goods that require temperature control such as fishery products and medical goods. The cold storage facility supports local agricultural producers to meet international market safety standards and improve the shelf life of products for export, improving competitiveness of local products in the export market, in turn passing down economic efficiencies and benefits to local agricultural producers. Phase 1 of the facility became operational in 2023 and will provide access to cold chain logistics services to over 15,000 smallholder farmers in Cambodia.

Phase 1 of the facility became operational in 2023 and will provide access to cold chain logistics services to over 15,000 smallholder farmers in Cambodia

Evaluation and learning

In 2023–24, 16 evaluations covering Southeast Asia programs were completed and 13 were published on the DFAT website with a management response.

- This represented 34 per cent of evaluations completed in 2023–24.
- Twelve of the evaluations were commissioned directly by DFAT and four were jointly commissioned or commissioned by a partner with DFAT input.
- Just over half covered investments in the sectors of governance and economic infrastructure and services.
- A quarter covered investments that were coming to the end of the current phase or had ended, and three-quarters were progress or mid-term reviews covering investments still underway.
- One was an impact evaluation of the Cao Lanh bridge investment in Vietnam.

The case study below shows how evaluation findings were used in 2023–24 to improve an investment.

Evaluation case study

Cao Lanh bridge impact evaluation

Australia provided \$168 million from 2011 to 2018 for the Cao Lanh Bridge Project, co-financing the design and civil works for the bridge over the Mekong River in southern Vietnam and interconnecting roads. The bridge and interconnecting roads were opened in 2018, benefiting more than five million people in the Mekong Delta region through improved access to markets and services in Vietnam. An estimated 170,000 people cross the bridge daily.

DFAT commissioned an impact evaluation to assess whether the investment in the Cao Lanh bridge had enhanced accessibility and mobility, leading to broader socioeconomic and inclusive development over the 2016–21 period through better economic connectivity – including improvements in travel times, increased investments and better access to services – and positive impacts on the lives of local residents. The evaluation used a before-and-after approach to measure benefits, drawing from three surveys conducted in 2017, 2019 and 2021.

The evaluation found that the Cao Lanh bridge and its interconnecting roads are an invaluable asset of the Dong Thap province and the central Mekong Delta, improving inter-provincial mobility and connectivity. Additionally, the project acted as a catalyst for Government of Vietnam investments in road transport infrastructure in the local area.

The impact evaluation demonstrates Australia's commitment to supporting climate-resilient infrastructure, including through innovative measures in design. Australia's Aus4Transport program adopted lessons learned from the Cao Lanh Bridge Project, including on GEDSI, climate resilience, social safeguards, resettlement and environmental impact management, which resulted in Aus4Transport supporting Vietnam to prepare high-quality projects which have leveraged \$450 million from the Asian Development Bank and the World Bank for infrastructure projects.

In addition to quantifying the benefits of Australia's investment in the project, the findings from the impact evaluation will be used to inform Australia's future engagement in infrastructure development in Vietnam, in particular to guide policy and inform decision-makers on the benefits of infrastructure projects for inclusive economic growth. The findings informed the design of the transport domain under the new Aus4Growth program, and will inform Australia's future cooperation with Vietnam in the transport and infrastructure sectors.

South and Central Asia



90% Effective and efficient IMRs



76% Gender equality



45% Disability equity

Investment performance

In 2023–24, IMRs were completed for 15 South and Central Asia investments, HIMRs for six investments and FIMRs for eight investments. The proportion of investments rated satisfactory for effectiveness and efficiency was 90 per cent (excluding FIMRs). This outcome was higher than the whole-of-program outcome of 85 per cent and the three-year average of 84 per cent. One investment in Afghanistan was assessed as requiring improvement in 2023–24 and has been completed.

The aggregate investment rating (IMR, HIMR and FIMR) for gender equality was 76 per cent, below the three-year average of 77 per cent and also below the whole-of-program outcome of 79 per cent. The aggregate rating for disability equity was 45 per cent, below the three-year average of 46 per cent and less than the whole-of-program outcome of 51 per cent.

FIMRs for completed investments assessed 75 per cent as effective and efficient compared with 80 per cent for the whole-of-program outcome. Two of the eight completed investments were assessed as not satisfactorily meeting end-of-program outcomes and/or not achieving these outcomes efficiently. One of these investments was in Sri Lanka and one in Afghanistan (refer to the Governance section of Chapter 5).

Case study

Providing humanitarian assistance to Bangladesh

The Rohingya refugee camp in Bangladesh is the largest in the world. Australia's Rohingya and Host Communities Humanitarian Program in Bangladesh is contributing to international efforts to meet humanitarian and protection needs and increase self-reliance and resilience. The program supports the delivery of life-saving food, water and shelter as well as essential protection, education and health services for those most in need, including women, girls and people with disability. In 2023, Australia supported emergency assistance to 864,458 displaced Rohingya people and host communities in Bangladesh, including 43,104 persons living with disability, delivered by the AHP, BRAC (a national NGO), and UN partners.

Evaluation and learning

In 2023–24, three evaluations covering programs in South and Central Asia were completed and published on the DFAT website with a management response.

- This represented about 6 per cent of evaluations completed in 2023–24.
- One evaluation was commissioned directly by DFAT and two were commissioned by a partner with DFAT input.
- The evaluations all covered investments in the sectors of governance and economic infrastructure and services.

Evaluation case study

Mid-term review of the DFAT South Asia regional infrastructure and connectivity program

The South Asia Regional Infrastructure Connectivity program (\$32 million from 2019–25) is increasing regional economic links and growth using technical assistance and training. This has enabled South Asian governments to secure more than \$3.6 billion in investment to build and manage critical transport and energy infrastructure that links the region. An independent evaluation found that the program remained highly relevant in supporting economic growth in South Asia. It was effectively leveraging additional finance to deliver greater impact without duplicating efforts, supporting the foundations for transformative change. The delivery approach and partnership arrangements were realistic, appropriate and adequate for achieving its ambitious end-of-program objectives and broader impacts in the region.

Beyond the Indo-Pacific

Investment performance

In 2023–24, five investments from beyond the Indo-Pacific region completed reporting: two investments completed HIMRs, two investments completed an IMR and one completed an FIMR. All investments were rated satisfactory or higher for effectiveness and efficiency and for gender equality. This reflects the comparatively small number of investments comprising the ‘beyond the Indo-Pacific’ portfolio which can lead to volatility in annual aggregate percentage outcomes. The aggregate rating for disability equity was 40 per cent, lower than the three-year average of 60 per cent and lower than the whole-of-program outcome of 51 per cent.

Case study

Strengthening women’s resilience to natural disasters and climate threats in Malawi

The Women’s Resilience to Disasters program is a \$2 million investment in Malawi that is increasing women’s resilience to natural disasters and climate threats. The program is supporting the development and adoption of gender-responsive decision-making and governance systems for disaster risk reduction and enabling targeted action to build the resilience of women and girls in Malawi. The 2023–24 Malawi National Multi Hazard Contingency Plan was developed and adopted under this program. Deliberate efforts were taken to ensure the contingency plan was gender-responsive and addressed the unique challenges faced by women and marginalised groups during disasters. Since July 2023, a total of 11,643 people, including 9,058 women and 68 women with a disability were directly involved in and benefited from program activities.

Evaluation and learning

In 2023–24, one evaluation covering a Beyond the Indo-Pacific program, the independent evaluation of Digital Earth Africa, was completed and published on the DFAT website with a management response.

- The evaluation was commissioned by a partner with DFAT input.
- The evaluation covered an investment in the economic infrastructure and services sector.
- The evaluation covered an investment that had ended.



Credit: Australia Awards

Chapter 3

Global partnerships

Introduction

Australia works with a broad range of partners to deliver development and humanitarian assistance because different partners offer unique strengths, expertise and reach. At the global level, these partners include multilateral development and humanitarian organisations and funds as well as multilateral development banks (MDBs). Australian NGOs, volunteers and education institutions are important partners at the country level through the Australian NGO Cooperation Program (ANCP), the Australia Awards scholarships program, and the Australian Volunteers Program. This chapter summarises recent achievements through these global partnerships and programs.

Multilateral partnerships

Australian ODA provided through multilateral development and humanitarian organisations and funds complements our bilateral and regional programs. These organisations bring convening power, technical expertise, financial resources and an expansive footprint that extends the reach and maximises the impact of our investments. Our partnerships also support a coordinated and scaled effort to address global and regional challenges. Multilateral development and humanitarian organisations support a globally consistent approach to the provision of assistance by developing and implementing international norms and standards. They also provide a platform for Australia to work with others to shape global approaches to development.

Australia engages in the governance processes of multilateral organisations to ensure they are performing well; that their work aligns with our interests; and that there is greater coherence across the multilateral system. We promote ongoing reform to ensure organisations are more efficient, results-oriented responsive and appropriately focused on delivering for our region, particularly in the Pacific. Australia's partnership arrangements with our multilateral partners are also used to drive performance and accountability, system-wide reforms, and to advance our policy commitments to inclusion (gender equality, disability equity and social inclusion), and to locally led development and humanitarian action.

Our work with multilateral organisations is periodically assessed to ensure partnerships are performing effectively and delivering results. This takes the form of Multilateral Performance Assessments for selected multilateral organisations (UN agencies, MDBs, humanitarian agencies and global funds) that receive core funding from Australia.

In 2023–24, multilateral performance assessments were completed for organisations including the Asian Development Bank; the Global Partnership for Education (GPE); the World Food Programme (WFP); and the World Health Organization (WHO). Assessments considered each organisation's performance at global, regional and country levels, with a particular focus on the priorities set out in the International Development Policy and alignment with the strategic partnership arrangements between Australia and each organisation.

Overall, assessments confirmed good performance of these organisations. They remain valued partners and represented value-for-money for our core funding, delivering significant resources to assist countries with pressing needs as well as addressing long-term development challenges.

Australia works with a broad range of partners to deliver development and humanitarian assistance because different partners offer unique strengths, expertise and reach.

Australia is supporting actions to improve performance through the governing boards of these organisations and ongoing operational engagement.

Australia's engagement and advocacy with these organisations contributed to a stronger focus on the Pacific and to ongoing reform. Some gaps in organisational capacity, governance and evidence-based reporting point to areas for improvement, including in results reporting, locally led development, integration of climate change considerations, gender equality, disability equity and risk management. Australia is supporting actions to improve performance in these areas through the governing boards of these organisations and ongoing operational engagement.

Our multilateral partners have continued to be responsive and deliver strong results in the Indo-Pacific region. Examples include:

- The WFP provided more than 31.6 million people in the Indo-Pacific with food and cash assistance in 2023 and continued to demonstrate its ability to rapidly deploy staff and scale up operations in response to new crises. In 2023, this speed and agility enabled Australia to respond to the humanitarian impacts of sudden-onset disasters in Nepal, the Philippines and Pakistan. The WFP was also a valued partner in the Pacific, including in response to Tropical Cyclone Lola in Vanuatu in October 2023. WFP strengthened internal preparedness capacity in the Pacific, including pre-positioned equipment and diversified regional suppliers, due to assessments showing risks to supply chains posed by natural hazards, economic shocks and reducing donor funds.
- The GPE has continued to demonstrate a strong and growing Indo-Pacific focus. Since 2020, nine Pacific island and two Southeast Asian countries have formally joined the GPE – making the Indo-Pacific the fastest growing region by membership. Australia has shaped the establishment and ongoing delivery of a targeted multi-country grant for regional education goods in the Pacific, and influenced the GPE Secretariat to prepare a Pacific Strategy. The GPE is a force multiplier, with returns to the region far exceeding Australia's five-year investment of \$180 million (2021–2025). In the past three years, the GPE has leveraged more than \$580 million in new education sector investments for the Indo-Pacific, which represents a tripling of Australia's GPE investment. Overall, 25 Indo-Pacific countries are GPE members, with current GPE grants to the Indo-Pacific totalling USD854.3 million (\$1.3 billion). Thirty per cent of the GPE program budget is allocated to the Indo-Pacific (USD1.18 billion of USD3.9 billion).
- The WHO has been a responsive development partner in the Indo-Pacific and globally, and continues to drive action on critical health challenges in partnership across the multilateral health system. The organisation has played a key role in the global response to 45 concurrent health emergencies in 2024, including mpox as well as multiple complex and protracted health emergencies stemming from conflict. In 2024, the WHO also continued to actively support health system strengthening regionally and at the country level, including through its Asia Pacific Health Security Framework. The WHO mobilised public health specialists to swiftly respond to disease outbreaks and natural hazards in our region, including rubella immunisation in Solomon Islands ahead of the Pacific Games, Indonesia's supplementary polio campaign and in leading the Pacific Joint Incident Management Team's response to outbreaks of pertussis and mpox. The WHO also supported broader health emergency preparedness activities, including Joint External Evaluations in Samoa, Tonga, Solomon Islands and Cambodia. It has

demonstrated strong commitment to organisational reform, particularly on Preventing and Responding to Sexual Exploitation, Abuse and Harassment, as well as implementing sustained workplace culture reform in the WHO Western Pacific Region. The election of the first Pacific national as Regional Director to the Western Pacific, Tonga's Dr Saia Ma'u Piukala, is amplifying Pacific perspectives within the WHO. Australia's role as Chair of the WHO Executive Board (May 2025–26) will further strengthen this critical partnership.

Case study

Australia's funding to the International Committee of the Red Cross

In 2023, Australia's core funding (\$27.5 million) to the International Committee of the Red Cross (ICRC) contributed to ICRC assisting 11.5 million people affected by conflict in more than 27 countries around the world. Our unearmarked contribution gave the ICRC operational flexibility to respond to escalations in conflict, such as in Armenia and Azerbaijan, and address humanitarian needs in many underfunded crises, including in Ethiopia which faced multiple emergencies in 2023. The ICRC's neutral, impartial and independent approach remained a hallmark of its work, enabling it to gain trust, acceptance and access in highly complex and dangerous settings. This in turn enabled ICRC to reach people that few or no other actors could. Australia's flexible funding also supported the ICRC to continue engaging with influential actors to promote international humanitarian law and influence policies affecting key issues of humanitarian concern.

Case study

Australia's contributions to UNAIDS in strengthening HIV responses

UNAIDS remains a critical technical partner for the HIV response in our region. It provides technical support for Global Fund-financed HIV programs, which sustained HIV treatment for 3 million people in the Indo-Pacific in 2023.¹¹ The collective efforts of countries, UNAIDS, and development partners have resulted in a 14 per cent reduction in new HIV infections in the region since 2010, and a 51 per cent reduction in HIV-related deaths. UNAIDS support has been critical in key areas of the HIV response in our region, including increasing treatment and prevention service coverage for key populations, with increased access to highly effective pre-exposure prophylaxis (PrEP) drugs; sensitising adolescents and young people on HIV prevention; increasing access to HIV self-testing; and reducing stigma, discrimination and human rights violations against key populations.

¹¹ Results reflect a broad definition of "Indo-Pacific" and include Afghanistan, Bangladesh, Bhutan, Cambodia, Cook Islands, Fiji, India, Indonesia, Kiribati, Laos, Marshall Islands, Micronesia, Mongolia, Myanmar, Nauru, Nepal, Niue, Pakistan, Palau, Papua New Guinea, the Philippines, Samoa, Solomon Islands, Sri Lanka, Thailand, Timor-Leste, Tonga, Tuvalu, Vanuatu and Vietnam.

Spotlight

Global development support for small island developing states

Australia is one of the largest development partners to small island developing states (SIDS) and is a committed advocate for the interests of SIDS – particularly from the Pacific – in multilateral forums such as the United Nations and the G20. Due to their size and limited diplomatic footprint, Australia seeks to complement and amplify SIDS and Pacific advocacy on priority issues globally.

The leadership of SIDS drives action on global challenges, including driving groundbreaking legal outcomes on climate change through the International Tribunal for the Law of the Sea and the International Court of Justice, establishing a global loss and damage fund, and commitment to keeping the 1.5-degree climate threshold.

In 2023–24, Australia continued to voice the need for multilateral institutions to better respond to the priorities of SIDS and to promote outcomes on SIDS interests. This included advocacy support, such as:

- amplifying the priorities and perspectives of SIDS in the G20 and in UN forums such as the UN Educational, Scientific and Cultural Organization (UNESCO), as well as in the Organisation for Economic Co-operation and Development (OECD) Development Assistance Committee, assuming formal leadership positions, such as the co-chair of the OECD Development Assistance Committee SIDS Working Group, and membership of the UN High Level Panel to develop a multidimensional vulnerability index
- funding support for Samoa's chiring of the Alliance of Small Island States
- supporting the Fourth International Conference on SIDS in Antigua and Barbuda in May 2024.

The Antigua and Barbuda Agenda for SIDS will guide sustainable development in SIDS for the next decade. Australia is supporting implementation by placing an Australian expert with the SIDS Unit of the UN Department for Economic and Social Affairs, and an Australian junior professional officer in the UN Office of the High Representative for the Least Developed Countries, Landlocked Developing Countries and Small Island Developing States.

Case study

Multidimensional Vulnerability Index

The UN recognises three groups of 'countries in special situations': SIDS; landlocked least developed countries; and least developed countries. Only least developed countries have access to a specific suite of international support measures, such as concessional lending and dedicated financial and technical assistance. Graduating from the group of least developed countries relies heavily on income (or gross national income per capita) as an indicator of relative poverty. Many SIDS have relatively high per capita income and several have surpassed income eligibility thresholds for ODA and least developed country status.

SIDS are among the most remote countries in the world and most vulnerable to external shocks, risking the rapid loss of crucial development gains. For more than 30 years, SIDS have called for better understanding of their unique vulnerabilities and moving beyond income metrics to understand sustainable development progress.

In December 2021, the UN General Assembly established a High-level Panel of Experts to develop a Multidimensional Vulnerability Index (MVI). Australia has been a committed supporter of an MVI and was a member of the High-level Panel.

The MVI was ultimately endorsed by the General Assembly in August 2024. It is a major step forward in improving how vulnerability can be considered in multilateral development eligibility decisions. Australia played a key role in taking the MVI from a concept to reality – championing the development of the MVI as a valuable complementary and voluntary assessment tool – and will continue to champion its uptake and adoption. Given that the MVI confirms that Pacific island countries are among the most vulnerable in the world, we are using it as the basis to argue for strong UN engagement with and focus on the region. Australia is committed to working with partners to consider how the MVI can help address development challenges.

Multilateral development banks

Australia's financial contribution to the Asian Development Bank and World Bank

MDBs offer financial and technical assistance to support developing member countries achieve their development goals. Approximately one-fifth of Australia's development assistance is channelled through the World Bank Group and the Asian Development Bank (ADB) through core contributions, trust funds and financial intermediary funds. Australia's contributions leverage the expertise and financial reach of MDBs to support collective action, meet shared development objectives and respond to crises. Collectively, as the largest source of development finance to the Indo-Pacific, the MDBs contribute to a stronger, prosperous, and more resilient region.

In 2023–24, Australia made payments totalling \$333.4 million to MDBs. This included four payments to the Asian Development Fund of \$122.3 million; four payments to the International Development Association (IDA), the concessional arm of the World Bank, totalling \$173.0 million; and payments of \$4 million to the IDA's initiative for debt relief to the Heavily Indebted Poor Countries and \$34.1 million to the Multilateral Debt Relief Initiative. Australia also contributed approximately USD40 million to 40 International Bank for Reconstruction and Development/IDA trust funds, USD85 million to 19 financial intermediary funds hosted by the World Bank and USD5 million to four International Finance Corporation trust funds.

MDBs offer financial and technical assistance to support developing member countries achieve their development goals.

Case study

Leveraging increased focus in the Pacific

Since it started in 1974, Australia has committed USD3.1 billion to the ADB's Asian Development Fund to help the poorest and most vulnerable countries in Asia and the Pacific reduce poverty by providing grants and concessional loans to boost economic growth, reduce inequalities and improve living conditions. In May 2024, Australia announced that it would provide \$492 million to the Asian Development Fund (replenishment 14), retaining Australia's position as the second largest contributor. Australia's pledge and advocacy was critical to the fund's replenishment reaching USD5 billion. Australia collaborated closely with Japan, the largest donor, to secure an additional USD500 million for vulnerable Pacific island countries.

Multilateral development bank results

In response to long-term Australian advocacy, the MDBs have increased their activities in the region, especially in the Pacific. World Bank IDA funding to the Pacific has grown significantly, increasing from USD399 million in IDA16 (2012–14) to an estimated USD1.4 billion in IDA20 (2022–25). The World Bank's staffing headcount in the region has risen from 103 (2017) to 172 (2024). In 2023, the World Bank supported 12 Pacific countries with 91 active projects, managing a portfolio worth USD2.8 billion. In 2023, IDA projects globally added 4.67 gigawatts of renewable energy generation capacity; helped 66.9 million people to access broadband internet; supported 23.9 million beneficiaries of social safety net programs; and immunised 20.8 million children.

In 2023, the World Bank initiated its Evolution Roadmap to align with G20-led reforms to better address global challenges such as climate change, pandemics and sustainable development.

The ADB has offices in all Pacific island developing member countries. In 2023, the ADB partnered with 14 Pacific countries, supporting 100 projects, and held an active portfolio valued at USD3.1 billion. In 2023, through ADB projects across Asia and the Pacific, 116.1 million people benefited from improved health services, education services, or social protection; 43,000 skilled jobs for women were generated; greenhouse gas emissions were reduced by 27.2 million tonnes of carbon dioxide equivalent; and 35.4 million people benefited from improved services in urban areas.

Multilateral development bank reform

In September 2023, G20 leaders pledged to reform the MDBs to better address global challenges such as climate change, by committing to “pursue reforms for better, bigger and more effective MDBs to maximise development impact.” A key component is reforms to capital adequacy frameworks to scale up lending while maintaining AAA credit ratings and financial stability. This included an ambitious World Bank IDA replenishment to increase concessional financing capacity, and innovative mechanisms to mobilise private finance. In 2023, the World Bank initiated its Evolution Roadmap to align with G20-led reforms to better address global challenges such as climate change, pandemics and sustainable development.

The ADB has made significant progress in implementing reforms, particularly by maximising its lending capacity through improvements in how it manages its financial strength and stability. This will unlock an extra USD100 billion over the next decade, raising the ADB’s annual commitments to over USD36 billion. The ADB restructured its organisation and governance, strengthening its focus on climate finance and private sector development. Aiming to become the climate bank for the Asia-Pacific, the ADB raised its climate finance target to USD100 billion by 2030, committing to ensure that 75 per cent of its operations focus on climate-related initiatives. Moreover, the ADB introduced the Innovative Finance Facility for Climate in Asia and the Pacific, which utilises donor guarantees to mobilise capital for new climate projects. The ADB has also enhanced its ability to attract private investments through blended finance and public-private partnerships.

Case study

Australia’s funding to ADB to support disaster response and recovery

In 2023–24, Australia provided support to the ADB-financed Emergency Assistance for Rehabilitation and Reconstruction: Transport Component project in Indonesia. The project, with a USD109.75 million loan from the ADB and a closing date of March 2024, aimed to rehabilitate and reconstruct critical infrastructure in central Sulawesi damaged by the 2018 earthquake. This involved the rehabilitation and reconstruction of three ports (Wani, Pantoloan and Donggala) and one airport (Mutiara Sis Al Jufri) to disaster-resilient standards with inclusive features.

Australia’s support included technical assistance, procurement, contract administration, environmental and social safeguards, and gender and disability aspects. Key contributions included facilitating the approval of social and environmental safeguards documents and ensuring accessible infrastructure designs for people with disability.

Evaluation case study

The Australia–World Bank Indonesia Partnership mid-term review

The Australia–World Bank Indonesia Partnership (ABIP) was a 5-year, \$30 million investment (2020–24) in a single-donor trust fund with the World Bank in Indonesia. ABIP was established through the consolidation of multiple single trust funds with the aim of elevating Australia’s strategic engagement with the World Bank and to maximise alignment across Australia, Indonesia and World Bank priorities. ABIP supported the Government of Indonesia’s efforts to increase inclusive economic growth, by (i) accelerating human capital development, (ii) improving economic governance and mobility, and (iii) building more and better infrastructure.

The review found that the ABIP modality as a single-donor trust fund was achieving the aims of consolidation and that the World Bank remained a relevant and highly valued partner in Indonesia. The review recommended ABIP increase its ambition on gender equality and broader inclusion and consider the creation of a separate gender equality pillar in the next phase.

As a result of the review, DFAT and the World Bank agreed to identify opportunities to increase ambition on gender equality and broader inclusion in ABIP workstreams and activities. DFAT and the World Bank also agreed to create a standalone objective on gender equality under the second phase of the program commencing in 2025.

Australian NGO Cooperation Program

ANCP supports accredited Australian NGOs to implement international development projects aiming to reduce poverty and promote sustainable and inclusive development.

In 2023–24, ANCP allocated \$142.2 million in grants to NGOs, which enabled 59 NGOs to deliver 382 projects in 51 countries and reach approximately 4.1 million people. Approximately 73 per cent of this expenditure was for projects delivered in the Indo-Pacific region.

Key results included:

- Over 3 million people received improved health services (65.7 per cent women and girls, 1.2 per cent people with disability).
- Over 600,000 people benefited from household-level access to improved drinking water sources and/or sanitation facilities (60.8 per cent women and girls, 5.1 per cent people with disability).
- Over 200,000 people received increased access to sufficient food (51.7 per cent women and girls, 1.8 per cent people with disability).
- Over 50,000 people were reached with new or improved social protection programs (54.1 per cent women and girls, 3.5 per cent people with disability).
- Over 45,000 women were supported to assume leadership roles (3.2 per cent women with disability).
- Over 30,000 additional girls and boys enrolled in school (48.6 per cent girls and 5.4 per cent people with disability).

In 2023–24, ANCP allocated \$142.2 million in grants to NGOs, which enabled 59 NGOs to deliver 382 projects in 51 countries and reach approximately 4.1 million people.

Evaluation case study

ANCP program evaluation

An independent evaluation in 2022 found the ANCP to be a highly valued mechanism for accredited partners, due to the reliability and flexibility of its funding stream. Evidence also suggested that Australian NGOs and their local partners are able to deliver development assistance to people in the most vulnerable situations, despite constraints created by geopolitical tensions and protracted humanitarian crises. The evaluation recommended strengthening the partnership approach, streamlining ANCP business processes including analysis of requirements for organisations of different scale, and shifting from a monitoring to an increased evaluative approach to better report on outcomes. Key reforms to the ANCP in 2023–2024 included updating the ANCP accreditation criteria to maintain high standards while increasing efficiencies, and reviewing disability inclusion to better integrate disability equity and rights programming within the ANCP.

As DFAT’s largest soft power asset, Australia Awards also plays critical role in enhancing Australia’s networks and influence in the region and underpins DFAT’s people-to-people and development outcomes across the Indo-Pacific and Africa.

Australia Awards scholarships program

The Australia Awards scholarships program advances Australia’s development and foreign policy objectives by building human capital and upskilling future leaders. As DFAT’s largest soft power asset, Australia Awards also plays a critical role in enhancing Australia’s networks and influence in the region and underpins DFAT’s people-to-people and development outcomes across the Indo-Pacific and Africa. Australia Awards has two program outcomes: (i) alumni use their skills, knowledge and networks to contribute to sustainable development and (ii) alumni contribute to cooperation between Australia and partner countries.

In 2023, 1,141 long-term scholarships were offered to scholars from over 50 countries to commence in 2024, along with 2,256 short courses. The Australia Awards Fellowships program awarded 57 grants for professional development in Australia to over 700 mid-career and senior professionals from the Indo-Pacific region and beyond. There were 1,930 successful completions of an Australia Awards course in 2023–24, with 423 scholars completing long-term degrees (259 women and 164 men) and 1,507 completing short courses (775 women and 732 men).

Australia Awards maintains a strategic focus on gender equality, disability equity and social inclusion, effectively promoting the program to vulnerable and minority groups. Sixty per cent of students were female and 75 awardees accessed disability support through Australia Awards entitlements and case management advisory services.

A series of highly successful and targeted on-award engagement activities were delivered in 2023–24, broadening strategic partnerships and professional links with Australia. New scholarship initiatives included Aus4ASEAN scholarships supporting study areas that reinforce ASEAN connections in the Indo-Pacific; a new Australia Awards Indonesia Nusantara scholarships scheme co-funded with the Government of Indonesia; and the Australian Maritime Security scholarships. Australia Awards Fellowships supported professional development across key sectors, including aged care in the Indo-Pacific, pathology training in Tonga, climate-resilient leadership in Kiribati and Tuvalu, and clean energy transition in South Africa.



Credit: Australia Awards

In 2023–24, country programs reported against new monitoring and evaluation core indicators, providing a global picture of outcomes. Eighty-two per cent of recent alumni surveyed provided valid examples of contributions towards development, and 167 recent alumni of Australia Awards long courses surveyed (28.5 per cent) provided valid examples of mutual collaboration between their country and Australia. These included joint projects and institutional partnerships, research, and community initiatives such as the alumni-facilitated collaboration between the University of Adelaide, the University of Sydney and the University of Health Sciences in Cambodia to establish a midwifery masters program in Cambodia.

Australia Awards alumni are a diverse and talented group who contribute to positive development outcomes and act as a vital diplomatic asset that helps to advance Australia's influence in the region. The Global Tracer Facility, a research program occurring from 2016 to 2024 to assess the long-term development and public diplomacy contributions of Australia's investment in the Australia Awards, found long-term positive impacts of the program on alumni and their communities, from personal and professional relationships to organisational and national-level policies and programs across the region. Almost all alumni in the global tracer surveys (98 per cent) were shown to be applying skills acquired in Australia in their workplaces and communities. Of long-term alumni, nearly half formed professional links with Australia. Alumni who participated in leadership enrichment programs such as Women Leading and Influencing were more likely than others to have formed professional links.

‘Receiving an Australia Awards scholarship has been a life-changing opportunity for me to build connections, share and improve my knowledge, and added a whole new chapter of experience in my personal and professional life.’

- Bangladeshi Australia Awards recipient



Case study

Credit: Australia Awards

Developing Pacific women's leadership

Australia Awards Women Leading and Influencing (2022–26, \$8 million) is a leadership enrichment program offered to Pacific Australia Awards scholars from 18 eligible countries studying at Australian universities, helping to identify and develop the next generation of women leaders across the Pacific region. The program offers structured leadership training, coaching and mentoring, supporting participants and alumni to take on leadership roles in their countries upon return and forging enduring Australia–Pacific links. The flagship Women's Developmental Leadership Program now has an active, highly connected network of 186 alumni throughout the Pacific. Examples of alumni collaboration with Australia in 2023–24 included Serima Dibula Koli, a Master of Environmental Engineering alumna from Fiji, who joined the Queensland Environment Department to share innovative waste management practices for environmental health, and Florence Siba, a Master of Education alumna from Papua New Guinea, who launched an initiative helping high school graduates from Papua New Guinea access internships in Australia to boost their economic independence.

Australian Volunteers Program

The Australian Volunteers Program supports locally led change by connecting skilled Australians and Australian organisations with local partner organisations overseas. The volunteers assist partner organisations to deliver on their own development objectives.

With a 60-year history, demand from local partner organisations and Australians interested in volunteering internationally continued to grow, and this resulted in an 8 per cent increase in the number of volunteers deployed compared to 2022–23.

In 2023–24, the Australian Volunteers Program recruited, supported and mobilised 376 volunteers to deliver 446 assignments in 299 local partner organisations across 25 countries. Of these placements, 47 per cent were in the Pacific and Timor-Leste, 44 per cent in Asia and 9 per cent in Africa. The program partnered with 109 Australian partner organisations. The majority of assignments in 2023–24 focused on community and social development, business finance and human resources, health, education, marketing and communications, media and design, and information technology.

Overseas partner organisations reported high levels of satisfaction with the assistance they received through the program in 2023–24, with 88 per cent of partners reporting good or excellent progress against assignment objectives, and the same percentage reporting being satisfied or very satisfied with the support they received from the placement. Of the volunteers, 84 per cent reported being satisfied or very satisfied with the program, and 81 per cent reported good or excellent progress in meeting their assignment objectives.

The program's strong commitment to inclusiveness and accessibility continued with the 2023–24 cohort of volunteers. The majority of volunteers (60.4 per cent) identified as female, 15 per cent of volunteers reported speaking a language other than English at home, and volunteers ranged in age from 21 to 79 years. In 2023–24, there was a small increase in volunteers that identified as living with disability (2.7 per cent versus 2.2 per cent in 2022–23).

The [Global Program Strategy](#), which sets the strategic direction for the program, was refreshed during 2023–24. This will see the program strengthen its focus on gender equality, disability equity and climate action, in line with the International Development Policy.

The program's Innovation Hub ceased its formal operations in 2023–24, having implemented remote volunteering at the onset of COVID-19 and overseen the delivery of 14 innovation projects across 11 countries. The program will shift its focus to strengthening existing activities, while remaining connected to its innovation partners and continuing to learn from emerging opportunities across the international volunteering sector.

In 2023–24, the Australian Volunteers Program recruited, supported and mobilised 376 volunteers to deliver 446 assignments in 299 local partner organisations across 25 countries.



Case study

Credit: Alice Tamang

Australian Volunteers Program – Indigenous Pathways

Launched in 2021, Indigenous Pathways is an Indigenous-led component of the Australian Volunteers Program. It seeks to expand and strengthen First Nations Australians' participation in international volunteering by providing culturally safe, flexible and tailored support.

Through Indigenous Pathways, in October 2023, the program supported the Indigenous Conservation Knowledge Exchange in partnership with the WWF–Solomon Islands, WWF–Australia and the Indigenous Women's Rangers Environmental Network. Under the exchange, four First Nations Australian women were deployed to Solomon Islands for a one-month exchange. The volunteers met with elders, community leaders and rangers in three communities in Western Province, and shared their diverse experiences of conservation and caring for Country. The aims were to strengthen locally led conservation in the Pacific, and for First Nations Australian and Pacific island women working in conservation to identify common challenges and opportunities to support one another.

Ms Minnie Rafe, the Community Based Fisheries Management Programme Coordinator at WWF–Solomon Islands, said the exchange had a significant impact on the women from the communities that participated.

'The... exchange really helped to encourage local women to see the important role that they can play in protecting their resources and environment.'



Staff from Amartha, an ADI portfolio company, working with their clients
Credit: Amartha, Indonesia

Chapter 4

Development finance

Introduction

The Australian Government defines development finance as finance that generates both a development outcome, either directly or indirectly, and a financial return.

The Australian Government released the Development Finance Review in August 2023 and agreed to all eight recommendations, including a recommendation to improve the transparency of Australia’s development finance portfolio by providing periodic public reporting, including on development impact. This chapter reports on Australia’s development finance portfolio. Further data are provided in Annex D.

The Australian Government defines development finance as finance that generates both a development outcome, either directly or indirectly, and a financial return. Development finance can be deployed at a larger scale than grants alone. It is delivered using instruments such as loans, equity, insurance and guarantees. Investment returns from development finance can be reinvested, increasing the pool of development finance over time.

Australia has rapidly increased the use of development finance in the past five years, including by establishing the Australian Infrastructure Financing Facility for the Pacific (AIFFP), Australian Development Investments (ADI) and the Australian Climate Finance Partnership, and by expanding Export Finance Australia’s infrastructure powers.

Development finance encompasses financing that is eligible to be reported as ODA and Other Official Flows that promote development. For example, Export Finance Australia’s support to Vinfast for the rollout of the first e-vehicle charging network infrastructure and e-bus manufacturing facility for public transport in Vietnam is considered here as development finance because it provides expected development benefits despite it not being ODA-eligible. The development finance portfolio is now worth around \$8.88 billion (refer to Table 4).

Table 4: Australia’s development finance portfolio (cumulative total) as at 30 June 2024

Mechanism	2022–23 Total value (committed) (\$ billion)	2023–24 Total value (committed) (\$ billion)
IMA Act ¹² loans (providing budget support to Papua New Guinea and Indonesia)	3.46	4.06
Export Finance Australia support for Telstra’s acquisition of Digicel and Vinfast and Lotus Wind Power projects	2.50	2.60
Australian Infrastructure Financing Facility for the Pacific	1.30	1.94
Blended finance portfolio	0.24	0.28 ¹³
Total	7.40	8.88

12 IMA Act refers to the *International Monetary Agreements Act 1947*

13 Reflects capital provided to blended finance instruments for subsequent commitment

Geographic coverage of development finance

Australia's development finance portfolio mostly focuses on the Pacific (committed value of around \$7.00 billion or 79 per cent) and Southeast Asia (around \$1.88 billion or 21 per cent) an increase from 2022–23 (committed value of \$5.66 billion or 77 per cent for the Pacific, and \$1.74 billion or 22 per cent for Southeast Asia). Sovereign finance to governments through grants and concessional loans are the primary financing instruments used by Australia to support Pacific island countries to meet their development finance needs. Access to concessional finance is necessary because of fiscal fragility and debt sustainability challenges and is often used to support reform efforts.

Capital markets in Southeast Asia are more developed and sovereign borrowing capacity is greater compared with the Pacific, and the scale of project financing is larger than Australia can provide in grants. Australia offers important, albeit relatively modest, amounts of development finance to Southeast Asia through a blended finance portfolio worth around \$277 million (up from \$235 million in 2022–23). In March 2024, Australia announced the establishment of a \$2 billion Southeast Asia Investment Financing Facility. Managed by Export Finance Australia, the facility will provide loans, guarantees, equity and insurance for projects aimed at growing Australian trade and investment in Southeast Asia, with particular focus on supporting the region's clean energy transition and infrastructure development. The facility has not been designed as a development finance vehicle and is not considered ODA-eligible; however, some projects financed under the facility are likely to produce development finance outcomes.

Australia's budget support lending under the IMA Act

The *International Monetary Agreements Act 1947* (IMA Act) governs Australia's financial commitments to other countries. The IMA Act enables the Australian Government to provide relatively rapid financial assistance to countries when they most need it, while ensuring Australia's lending is coordinated with multilateral programs and other donor lending. Well-designed and implemented budget support can be a useful tool for policy engagement and an effective way to achieve agreed policy reforms.

Since 2019, budget support loans have become a significant development finance tool for Australia. The Australian Government's current portfolio under the IMA Act consists of bilateral loans to Indonesia and Papua New Guinea.

Budget support lending to Papua New Guinea

As of 30 June 2024, the total value of Australia's budget support lending to Papua New Guinea is \$2.56 billion across four loans provided in 2020, 2021, 2022 and 2023 (refer to Annex D).

Australia provided loans to Papua New Guinea in 2020, 2021 and 2022 to fill budget deficit financing gaps and support the country's long-term fiscal sustainability. In December 2023, Australia formally entered into a loan agreement with Papua New Guinea for \$600 million to support its estimated 2023 budget financing shortfall and support the delivery of reform actions

The IMF program supports Papua New Guinea to address longstanding structural issues, reduce poverty and foster reforms for inclusive and sustainable growth.

Grants and concessional loans remain critical for infrastructure project delivery in the Pacific due to debt sustainability and relatively fewer opportunities for private sector infrastructure financing in the region.

under Papua New Guinea's International Monetary Fund (IMF) program. Consistent with previous loans, the 2023 loan was provided to Papua New Guinea at an interest rate reflecting the Australian Government's cost of borrowing.

The IMF program supports Papua New Guinea to address longstanding structural issues, reduce poverty and foster reforms for inclusive and sustainable growth. Under the IMF program, Papua New Guinea has committed to structural reforms and quantitative targets to strengthen debt sustainability, alleviate foreign exchange shortages, enhance governance and operationalise the anti-corruption framework.

Australia supports Papua New Guinea's economic and fiscal reforms through targeted programs. The Australia–Papua New Guinea Economic Partnership provides advisory support on budget formulation, fiscal management and debt sustainability, while also enhancing public financial transparency and revenue mobilisation. The PNG Institutional Partnership Program, a four-year, \$0.52 billion initiative, connects over 10 Australian agencies with Papua New Guinean counterparts, delivering technical assistance through long-term deployments, short-term missions and twinning arrangements.

Budget support lending to Indonesia

In November 2020, Australia entered into a \$1.5 billion loan agreement with Indonesia. This loan was part of multilateral action to support Indonesia's COVID-19 response. The loan agreement was led by the ADB and included the Asian Infrastructure Investment Bank, the Japan International Cooperation Agency and the German state-owned development bank (KfW). The loan was fully disbursed in December 2020. Indonesia has met all repayments of principal and interest. As of 30 June 2023, the outstanding principal on the loan was \$1.15 billion.

Australian Infrastructure Financing Facility for the Pacific (AIFFP)

The AIFFP invests in public and private sector key infrastructure to deliver development and economic outcomes in the Pacific and Timor-Leste. The AIFFP has priority sectors of infrastructure: airports, energy, telecommunications, maritime, and transport and urban infrastructure.

The AIFFP provides financing in the form of grants, sovereign loans, private sector loans, guarantees or a combination of financing. Grants and concessional loans remain critical for infrastructure project delivery in the Pacific due to debt sustainability and relatively fewer opportunities for infrastructure financing in the region.

Program performance

Since its establishment on 1 July 2019 up until 30 June 2024, the AIFFP has committed approximately \$1.94 billion for transformational infrastructure projects in the Pacific, an increase of approximately \$0.64 billion since 2022–23. The \$1.94 billion covers 28 projects across 11 countries (Federated States of Micronesia, Fiji, Kiribati, Nauru, Palau, Papua New Guinea, Solomon Islands, Timor-Leste, Tonga, Tuvalu and Vanuatu) and includes approximately \$1.10 billion in lending/guarantees (refer to Annex D for a list of public AIFFP projects). Five new projects were endorsed by the AIFFP Board and approved by Government in the 2023–24 financial year.

Notable progress across the AIFFP portfolio to 30 June 2024 included:

- delivery of the 15-megawatt Palau solar farm on the island of Babeldaob completed in December 2023, with the capacity to generate up to 23,000 megawatt hours per year or approximately 20 per cent of Palau's energy needs
- opening of the Nui Island boat harbour in June 2024, representing the delivery of one of two harbours under the Tuvalu Nui and Niutao Outer Island Maritime Infrastructure Project
- near completion of the Fiji Transport Infrastructure Restoration project, with 1.5 million square metres of road maintenance completed and 8 of 9 bridges built
- significant progress on the maintenance of the Wau Highway in Papua New Guinea, with approximately 40 per cent completed
- release of tenders for the Kimbe Port civil (land-based) works as part of the Papua New Guinea Ports project.

As is typical of infrastructure investment, the AIFFP's early focus has primarily been on the origination and preparation of quality infrastructure projects. From 2024–25, most of the AIFFP's portfolio will move into the delivery phase. The AIFFP is committed to ensuring its projects are implemented in line with international standards of social and environmental safeguards, optimise local participation and job creation, and generate lasting and inclusive development benefits for the region. The AIFFP works closely with Pacific partners to build local capabilities and strengthen institutional systems to help ensure delivery risks are identified and managed effectively.

Local content

Across its portfolio, the AIFFP promotes opportunities for local workers, companies and the use of local materials, to ensure its projects benefit Pacific island communities. Prioritising the engagement of local workers and firms not only contributes to broader economic and development objectives, but also reduces the cost of projects and increases a country's capacity to maintain and operate infrastructure assets across their useful life. AIFFP project designs are informed by detailed assessments of the local labour market, locally available materials and supply chains. Project designs require a local content and industry participation plan which outlines how a project will encourage local involvement, procurement, and training opportunities. AIFFP also supports industry-delivered, on-the-job training to build additional skills where required, and partners with local and international training providers to develop work experience opportunities for local trainees or recent graduates.

Up to the end of 2023, AIFFP supported at least 698 direct local jobs, a figure that will grow as more projects move into implementation. The Outer Islands Boat Harbour Upgrade Project in Tuvalu saw 23 per cent of labour hours performed by Tuvaluans, with an additional 50 per cent carried out by workers from other Pacific island countries. The Nuku'alofa Port Upgrade project delivered an average local employment rate of 72–82 per cent since the project's inception. For small-scale civil works projects, AIFFP seeks to employ an entirely local workforce with 100 per cent of expenditure remaining in the national economy. As a result, AIFFP has supported 249 local jobs as part of the rehabilitation of the Papua New Guinea Wau Highway.

Across its portfolio, the AIFFP promotes opportunities for local workers, companies and the use of local materials, to ensure its projects benefit Pacific island communities.

In 2023, the AIFFP also led two masterclasses on localisation in infrastructure projects at the inaugural Pacific Infrastructure Business Opportunities Seminar held in Fiji, hosted by the Government of Fiji and the ADB, in partnership with the Australian Government and the World Bank. The masterclasses focused on supporting Pacific officials to ensure opportunities for local participation are integrated into all stages of a project and to encourage industry professionals to address sustainability and value-for-money criteria in bids.

Case study

Fiji transport infrastructure restoration

The AIFFP, in partnership with the Australia Pacific Training Coalition, supported the Fiji Roads Authority to run general construction safety induction training for 65 roads authority staff across Fiji, ensuring that workers on construction sites are able to identify hazards and implement effective safety protocols. This partnership developed a curriculum that meets international training and assessment standards and the Fiji Roads Authority's legal and operational requirements for safely constructing and maintaining Fiji's transport infrastructure. The project is contributing significantly to jobs and income for local communities who are hired and trained by roads contractors to undertake roles such as grass cutting, concrete line drainage, maintaining retaining walls and traffic control. It is estimated 1,000 people will have had employment opportunities by the end of the project.

AIFFP infrastructure investments contribute to gender equality, disability equity and women's economic empowerment, distributing the benefits of improved infrastructure access more equally and contributing to narrowing gender gaps.

Gender equality, disability equity and social inclusion

AIFFP infrastructure investments contribute to gender equality, disability equity and women's economic empowerment, distributing the benefits of improved infrastructure access more equally.

To promote gender equality and disability equity objectives, the AIFFP works to ensure that its projects:

- implement, and require its partners to implement, the 'Do No Harm' principle, to ensure inequalities are not exacerbated and women, people with disability or other marginalised groups are not disadvantaged
- take action to address gender inequalities that are particularly challenging or where progress is slow
- mainstream gender equality, disability equity and social inclusion throughout the investment cycle to ensure women, men, people with disability and other marginalised groups have the opportunity to benefit equally, their needs and priorities are addressed, and the project contributes to narrowing gender, disability and social inclusion gaps.

There were a number of project-level achievements in 2023–24. Fifty per cent of the graduates employed and mentored at the locally managed concrete testing lab for the Tonga port upgrade project were female (four of a total of eight), with more achievements from the project outlined below in the Nuku'alofa Port Upgrade case study. On the boat harbours upgrade project in Tuvalu, a quota of 10 per cent of female workers to be hired by the project partner during construction phase was exceeded, with women comprising 23 per cent of the onsite labour force during the second half of 2023.

Case study

Fostering inclusive digital resilience in the Pacific

AIFFP is ensuring its investments in telecommunications infrastructure are inclusive and equitable, including by strengthening digital resilience to minimise the risk of online harm while maximising the benefits from increased connectivity. The initiative responds to growing concerns that while increased internet access brings numerous benefits, it also exposes communities – particularly women, girls and people with disability – to new risks such as online violence, image-based abuse and cyberbullying. The initiative will generate an evidence-based set of recommendations and prompts for further dialogue to support GEDSI outcomes in digital infrastructure.

As a first step, the AIFFP commissioned a regional landscape analysis in 2023, which provided a detailed overview of digital resilience and inclusivity across the Pacific. This found that negative social norms and stigma around gender and disability are driving connectivity gaps, inequalities and barriers and low digital literacy, impacting safety online. Building on this landscape mapping, this initiative will distil key learnings at a country level detailing key gaps and opportunities to strengthen digital resilience, map regional and local initiatives and provide recommendations for further support.

Case study:

Nuku'alofa port upgrade

With a gender action plan in place, the Nuku'alofa port upgrade project is required to employ women in at least 10 per cent of construction roles, to involve a minimum of 14 per cent of women in training courses and at least 20 per cent of women in consultation, and to undertake gender awareness training. The AIFFP, in collaboration with the ADB as co-financier, are implementing and monitoring the gender action plan, which outlines key gender objectives for the project. Women are leading efforts in several of the project's work areas, including non-traditional areas for female workers in Tonga. Women hold 67 per cent of project management roles and one female engineer has been mentored on the job to lead the quality control testing of the project's concrete batching plant.

New facilities will prioritise the safety of women, children and other vulnerable groups, with the port access road to be upgraded with solar powered night lighting and a pedestrian crossing to be built at the port entrance with gender-sensitive signage.

Climate resilience

The Pacific is highly vulnerable to climate change and natural disasters. The AIFFP supports partner countries in the region to adapt to climate change and to plan, prepare for and respond to climate-related impacts.

The AIFFP applies the Australian Government's Climate Change Action Strategy (2020–2025) across all its operations and integrates climate considerations across project design and implementation. This includes early assessment of climate hazards, incorporation of climate-resilient design options, and ongoing monitoring of climate impacts. Standard operating procedures seek to ensure infrastructure, whether newly developed or upgraded, is resilient to rising temperatures, increased flood risk, rising sea levels and severe weather events. The latest climate science is factored into investment decision-making and design.

The successful rollout in 2023–24 of the Pacific Climate Infrastructure Financing Partnership has been a landmark climate achievement for the AIFFP, significantly increasing its ability to contribute to tangible climate outcomes across the region. The partnership increases the climate-related benefits of all existing AIFFP investments and provides financing for

The AIFFP supports partner countries in the region to adapt to climate change and to plan, prepare for and respond to climate-related impacts.

climate-specific infrastructure projects which support countries and communities to adapt to climate change, reduce greenhouse emissions and expand access to clean energy. Through the partnership, Australia has committed to contributing at least \$350 million in climate infrastructure for the region.

In 2023–24, extensive consultations were held with over 200 stakeholders to identify the needs of remote and rural communities in the Pacific and explore how Australia can offer support. These consultations led to the design and announcement of 10 new small-scale climate projects that will increase access to renewable energy in remote and rural communities throughout the Pacific. The projects range from investments in a sustainable solar energy model for Fiji's remote school communities, to powering critical health infrastructure through off-grid solutions in Timor-Leste, to supplying solar powered water pumps and water storage tanks in Kiribati. The AIFFP expects to announce further projects in 2024–25, including a further \$75 million in a new mechanism to finance small-scale, off-grid renewable energy infrastructure and initiatives across the Pacific.

Case study:

Palau Solar

The Palau solar farm is the country's first utility-scale solar and battery energy storage facility and is anticipated to deliver up to 23,000 megawatt hours per year to the grid network. The project has supported local jobs, with 77 Palauan workers being employed and 15 Palauan companies contracted during construction which commenced in April 2022. The plant began commercial operations on 31 December 2023. It has the capacity to produce approximately 20 per cent of Palau's power needs, reducing the country's energy sector emissions in line with its self-determined commitment to reduce greenhouse gas emissions by 22 per cent below 2005 levels by 2025. The facility will also contribute to Palau's efforts to meet its targets of 45 per cent renewable energy by 2025.

Blended finance

DFAT manages a portfolio of investment mechanisms that use a blended finance approach to catalysing private sector investment for development impact. Australia's blended finance portfolio consisted of \$277 million of capital provided to investment mechanisms by 30 June 2024, an increase from 30 June 2023 (\$235 million), representing significant progress towards fully allocating a total portfolio size of \$423 million.

Blended finance is the use of government funding to increase private sector investment in sustainable development. Blended finance approaches seek to help address finance gaps in emerging markets, where the financial returns are more uncertain or have not yet been demonstrated. All of DFAT's blended finance mechanisms must demonstrate additionality; that is, they are expected to catalyse additional private sector investment and deliver development outcomes that would not have been realised without DFAT's investment.

Portfolio performance and development impact

Australia's development program uses blended finance approaches through a range of dedicated investment mechanisms and partnerships with leading organisations to support ecosystem building activities. In 2023–24,

DFAT's blended finance portfolio made investments through: Australian Development Investments (ADI), Australia's co-ownership of the Private Infrastructure Development Group (PIDG), the Australian Climate Finance Partnership (ACFP), Investing in Women, and the Business Partnerships Platform (BPP). In addition, DFAT continues its strategic partnerships supporting the growth of blended finance with Convergence, the Impact Investment Exchange, and 2X Global.

Like all other ODA funded programs, DFAT's blended finance mechanisms are subject to robust impact and performance measurement. Table 5 outlines the 2023-24 investment monitoring results, showing all blended finance programs were assessed as satisfactory for effectiveness, climate change and gender equality. DFAT is working to improve disability equity outcomes across the blended finance portfolio. For example, the Business Partnerships Platform has introduced an online disability inclusion guide to help partners introduce inclusive practices into their businesses.

DFAT is working to improve disability equity outcomes across the blended finance portfolio.

Table 5: Blended finance portfolio investment monitoring results, 2023–24

	Effectiveness	Efficiency	Gender equality	Disability equity	Climate change
Australian Development Investments ^a	5	6	6	1	5
Private Infrastructure Development Group ^b	5	5	5	4	5
Australian Climate Finance Partnership ^c	4	3	4	2	6
Business Partnerships Platform Phase 2	4	4	5	2	4
Convergence ^b	5	5	4	4	5
Investing in Women	n/a ^d	-	-	-	-
Impact Investment Exchange ^b	5	5	5	2	4
2X Global ^b	n/a ^e	-	-	-	-

Ratings: 6 (very good), 5 (good), 4 (adequate), 3 (less than adequate), 2 (poor), 1 (very poor).

- a Formerly the Emerging Markets Impact Investment Fund.
- b Funding to an external organisation which also receives funding from other donors.
- c In 2023–24, the effectiveness of the Australian Climate Finance Partnership was improved. All five outputs were delivered and progress was made towards achieving the program's end-of-program outcomes.
- d The next phase of Investing in Women will begin IMR reporting next year.
- e IMR was not required due to being below \$3 million total size.

DFAT continues to be a leader in supporting gender-lens investing through its blended finance portfolio.

Review of Australia's Blended Finance Investments

DFAT's first Blended Finance Review (published 2024) was an output from the Blended Finance Learning Program and is consistent with recommendations of the Development Finance Review to support greater transparency of Australia's development financing. The review explored how effective DFAT had been at drawing in more private capital and maximising the development impact of this capital in the Indo-Pacific.

For example, the Women's Livelihood Bond 1, issued by the Impact Investment Exchange, directly impacted over 453,000 underserved women by assisting them to transition to sustainable livelihoods, exceeding its original target by 20 per cent. It generated three times the social return on investment (dollar value of social impact experienced by women impacted per dollar invested¹⁴).

The review provided a framework for understanding a collection of separate investments as a portfolio and recommended implementing a core set of common indicators to enhance DFAT's performance reporting and understanding of impact.

Investing in gender equality and women's economic empowerment

DFAT continues to be a leader in supporting gender-lens investing through its blended finance portfolio. Since ADI's pilot phase in 2020, it has mobilised over \$110 million in additional private finance into gender-focused investments. In 2023–24, ADI committed \$3 million in one gender-focused investment, mobilising over \$3 million in additional private finance.

Over the financial year, DFAT launched the new phase of the Investing in Women initiative (2023–2027). The Investing in Women program includes an innovation window that collaborates with local partners in Indonesia, the Philippines and Vietnam to develop financial solutions for women-owned or led businesses that are typically too large for microfinance yet too small for most formal finance options. In 2023–24, the program finalised a request for proposals for this initiative, with funds set to be disbursed in 2024–25.

Additionally, DFAT signed partnerships with industry players to widen the demand for gender-lens investing products. DFAT's involvement with 2X Global included supporting the 2X Ignite program, which mentored 25 women-led fund managers to develop their investment funds and assist them to attract investors. Furthermore, DFAT has supported the issuance of 'Orange Bonds' by the Impact Investment Exchange, continuing the Women's Livelihood Bond series initiated in 2016.

Investing in climate change mitigation and adaptation

DFAT has worked to expand the blended finance portfolio's climate focus. In 2023–24, ADI made its first anchor climate investment of \$4.4 million into the Southeast Asia Clean Energy Fund (SEACEF) II, claiming over \$50 million in additional private finance mobilised.

In 2023, DFAT's contributions to the PIDG provided 38,874 people with new or improved access to infrastructure across South and Southeast Asia. Investments ranged across sectors including renewable energy generation, access to clean drinking water and climate resilient infrastructure.

14 According to industry-leader Convergence's State of Blended Finance 2024 report

Case study

Southeast Asia Clean Energy Fund II

ADI provides early stage and concessional investment to impact investment funds. These funds provide critical early-stage finance to small and medium businesses that are driving climate action and gender equality in the Indo-Pacific. For example, ADI is scaling up its use of early-stage and catalytic investment in climate tech businesses. In January 2024, ADI closed a \$4.4 million anchor investment in Clime Capital's Southeast Asia Clean Energy Fund II (SEACEF II). Through this deal, ADI has mobilised \$53.6 million from private investors and catalysed like-minded official financial institutions to invest. This deal is supporting companies setting up utility-scale clean energy projects and early-stage climate tech businesses in Southeast Asia. ADI played a critical role as an early and collaborative investor, allowing SEACEF II to reach a first close in quarter four of 2023 of nearly \$200 million.

ADI played a critical role as an early and collaborative investor and was instrumental in supporting SEACEF II attract both public and private financing, helping the fund reach a considerable fundraising size at second close in quarter two of 2024 of over \$200 million.



Credit: DFAT

Chapter 5

Sector performance

Introduction

This chapter reports on the performance of the following sectors: agriculture, trade and other production services; economic infrastructure and services; education; governance; health; humanitarian assistance; and multisector and general support (refer to Figures 2 and 3). The attribution of OECD Development Assistance Committee codes to sectors in this report has been defined by DFAT, based on sector reporting approaches used by donors and the OECD. It is consistent with the approach used to determine sectors for reporting in Australia's Official Development Assistance: Statistical Summary 2023–24.

Performance ratings for gender equality and disability equity are discussed as part of the relevant Tier 3 indicators in Chapter 1 of this report. In 2023–24, for the first time DFAT has also included climate change as a portfolio for performance reporting. This reporting will be based on a new climate change performance criterion that has been included in IMR templates to be completed by investments with a principal climate change objective.

Aggregate FIMR effectiveness and efficiency ratings and detail on relevant investments are included in the narrative for each sector. These aggregate ratings do not necessarily reflect the overall quality of the sectoral portfolio, because there are often a small number of FIMRs completed for a sector, leading to volatility in overall percentage outcomes. Some sectoral groupings, such as multisector and general support, can comprise relatively disparate investments which can make it challenging to generalise performance trends or lessons.

Figure 2: Australian ODA by sector group as a proportion of total ODA, 2023–24

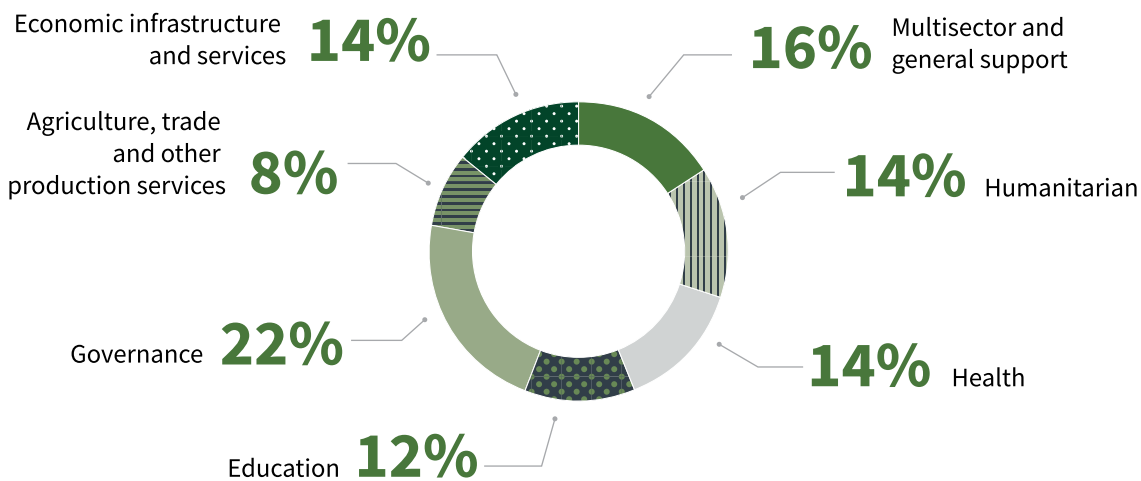
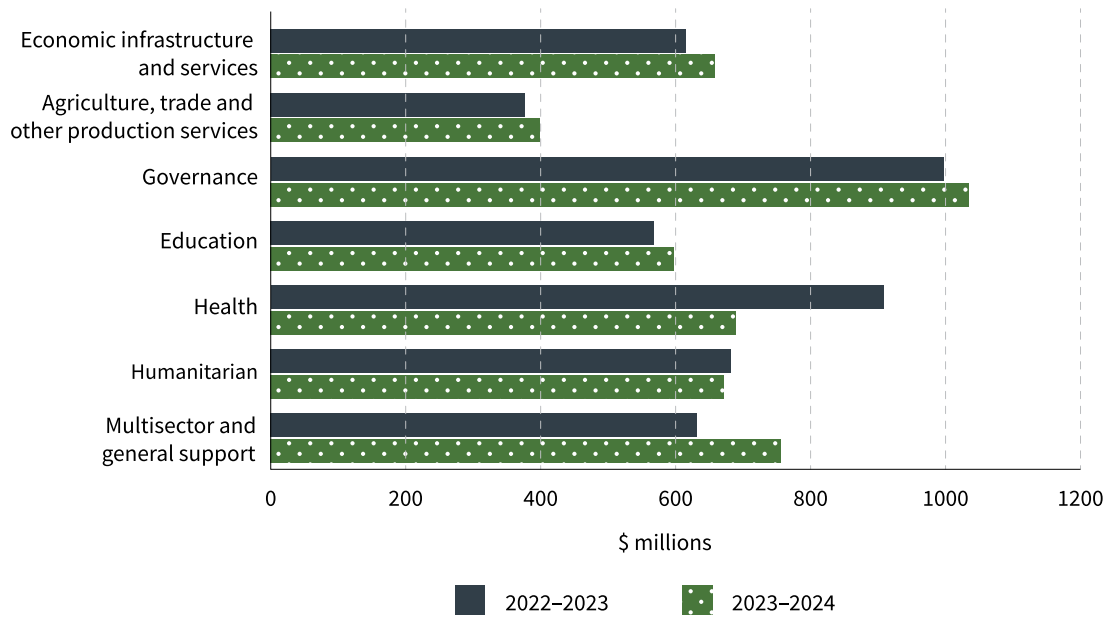


Figure 3: Australian ODA by sector group (\$ millions), 2022–23 and 2023–24



Economic infrastructure and services

Context

█ \$657.5 million total Australian ODA

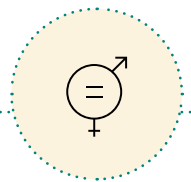
Our investments in economic infrastructure and services focus on supporting networks, utilities and services that drive economic activity. This includes production and distribution of energy; equipment or infrastructure for road, rail, water and air transport; banking and financial services; communications; and business and other services. Our aim is to enhance regional connectivity, and improve public transport, ports and airports. This assistance includes providing policy and project preparation support, and grants and loans to build physical assets. In 2023–24, we supported 425 infrastructure projects that meet internationally agreed quality standards or principles. Australia’s investments in this sector align with the UN Sustainable Development Goals (SDGs), including Affordable and Clean Energy (SDG7), Decent Work and Economic Growth (SDG8), Industry, Innovation and Infrastructure (SDG9), and Sustainable Cities and Communities (SDG11).

Investment performance

In 2023–24, 39 IMRs and six FIMRs were completed for economic, infrastructure and services sector investments. The proportion of investments rated satisfactory or higher for effectiveness and efficiency (excluding FIMRs) was 87 per cent, higher than the whole-of-program outcome of 85 per cent but lower than the three-year sector average of 91 per cent. The aggregate investment rating (IMR, HIMR and FIMR) for gender equality was 96 per cent, higher than the three-year sector average of 80 per cent and the whole-of-program outcome of 79 per cent. This improved aggregate outcome is largely driven by a shift from unsatisfactory to satisfactory gender equality assessments for five investments and the completion of two previously unsatisfactory investments in the previous



87% Effective and efficient IMRs



96% Gender equality



36% Disability equity

reporting round. The aggregate disability equity rating was 36 per cent, lower than the three-year sector average of 40 per cent and lower than the whole-of-program outcome of 51 per cent.

The percentage of completed investments (FIMRs) assessed as effective and efficient was 83 per cent, noting that the small number of FIMRs each year can lead to volatility in overall percentage outcomes. Five of six investments were assessed as effective and efficient. One investment was assessed as not meeting end-of-program outcomes, as outlined below.

- **Papua New Guinea – Australia Transport Sector Support Program Phase 2 (TSSP2; \$604.8 million; 2013–2023).** TSSP2 focused on a safer, more reliable transport system to enable economic and social development for Papua New Guinea. TSSP2 was delivered in a complex and challenging environment. While the program delivered significant outputs (for example, annual maintenance of 1,800 kilometres of national priority roads, enabling access to services and markets for people across the country), issues with the ambition and clarity of outcomes and performance indicators and success criteria made it difficult to assess the overall achievement of end-of-program outcomes. These issues, together with weaknesses in the program logic, were addressed through the design of TSSP3, which commenced in November 2023.

Case study

Building export capacity in Sri Lanka

Women contribute significantly to agricultural businesses in Sri Lanka, but they face barriers such as limited market and resource access, low levels of land ownership, and minimal engagement with financial services and technology. They also have disproportionate unpaid care responsibilities, limiting their participation in agriculture. In 2023, the Market Development Facility (a multi-country initiative supported by the Australian Government that promotes sustainable economic development) collaborated with female-run mushroom exporter, Star Mushrooms, to provide business insights and technical expertise. They created a new product-sourcing model that incentivised female-run, home-based businesses through hands-on farmer engagement. Through the model, Star Mushrooms expanded its supplier base from 36 to 220 (80% of whom were women entrepreneurs) and saw revenue growth of 200 per cent within a year. Aiming to grow its network to over one thousand farmers, the new sourcing model has provided Star Mushrooms with the produce volumes required to expand its product range. A firm business case has been developed for Star Mushrooms to support female farmers to reliably access markets.

Case study

Supporting an inclusive local infrastructure in Indonesia

The objective of Australia's Gender Equality and Social Inclusion in Infrastructure (GESIT) grants program in Indonesia is to increase the participation of women and people with disability in inclusive infrastructure planning, design and delivery. The grants program supports 10 women's organisations in 10 districts across Indonesia to strengthen civil society collaboration with local governments and advocate for more inclusive district-level regulations. In West Lombok, advocacy by the Indonesian Businesswomen's Association led to a new regulation being approved in December 2023, which mandated women's representation in local infrastructure development planning and implementation. GESIT partners are also engaging with the private sector to increase opportunities for women to gain safe and suitable work on local infrastructure projects. The program is delivered through the Indonesia–Australia Infrastructure Partnership.

Evaluation and learning

In 2023–24, 11 evaluations covering programs in the economic infrastructure and services sector were completed and 10 were published on the DFAT website with a management response.

Evaluation case study

Mid-term evaluation of the Australia, New Zealand, International Finance Corporation: Papua New Guinea Partnership

The Papua New Guinea Partnership was established in 2015. Through the partnership, the International Finance Corporation, in collaboration with Australia and New Zealand, supports the Papua New Guinea private sector to boost economic growth and create sustainable jobs.

A mid-term review found key gains had been made to achieve this goal, with substantial private sector financing having been mobilised. In relation to gender, access among women to basic financial services had significantly improved and the target number of women with improved economic empowerment exceeded.

It also found that not all sectors and markets in Papua New Guinea are the same and that the partnership had worked better in some sectors, such as finance and tourism, than others, such as agriculture. In response, the partnership has refined its strategy for supporting market development across various sectors. The International Finance Corporation has also improved coordination with other donor and development agencies supporting private sector development in Papua New Guinea.

Agriculture, trade and other production services

Australia advocates a comprehensive approach to agriculture and food security that targets the livelihoods and resilience of smallholder farmers, while also improving agricultural productivity and opening markets.

Context

■ \$397.6 million total Australian ODA

This sector comprises a range of investments that support agriculture, fishing and forestry; extractive and manufacturing industries; processing of food and other agricultural products; cottage industry and handicrafts; and trade and tourism. Australia's investments are directly supporting several of the SDGs including No Poverty (SDG1), Zero Hunger (SDG2), Responsible Consumption and Production (SDG12), Climate Action (SDG13) and Life on Land (SDG15). Australia advocates a comprehensive approach to agriculture and food security that targets the livelihoods and resilience of smallholder farmers, while also improving agricultural productivity and opening markets. In 2023–24, Australia supported improved food security for 1,527,804 people and assisted 612,932 people to use climate resilient agriculture practices on their farms. This sector also includes a range of aid-for-trade related investments that enable developing and least developed countries to improve their productive capacity and to use trade to underpin their development and economic security goals.

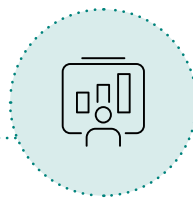
Investment performance

In 2023–24, 34 IMRs and seven FIMRs were completed for the agriculture, trade and other production services sector. The proportion of investments rated satisfactory or higher for effectiveness and efficiency (excluding FIMRs) was 80 per cent, lower than the whole-of-program outcome of 85 per cent

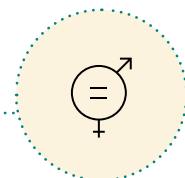
and lower than the three-year sector average of 88 per cent. The aggregate investment rating (IMR, HIMR and FIMR) for gender equality was 68 per cent, lower than the three-year sector average of 75 per cent and lower than the whole-of-program outcome of 79 per cent. Nine of the thirteen investments assessed as less than satisfactory for gender equality did not have specific gender equality objectives. While these investments varied in geographic location and value, the majority commenced implementation prior to 2020. Six of these nine investments are now completed. The aggregate disability equity rating was 29 per cent, lower than the three-year sector average of 33 per cent and lower than the whole-of-program outcome of 51 per cent.

The percentage of completed investments (FIMRs) assessed as effective and efficient was 71 per cent, noting that the small number of FIMRs each year can lead to volatility in overall percentage outcomes. Five of seven completed investments were assessed as effective and efficient, and two investments were assessed as not fully meeting end-of-program outcomes efficiently, as detailed below.

- **Grow Asia (\$17.6 million; 2015–2024)** focused on improving responsible agricultural development and food security in the ASEAN region. It operated in Vietnam, Cambodia, the Philippines, Indonesia and Papua New Guinea and, at the end of the investment, there were 45 commodity working groups meeting regularly to work on unlocking blockages in commodity supply chains. Although the investment made progress towards achieving its objectives, weaknesses in the MEL system resulted in limited evidence of progress against some end-of-program outcomes.
- **Cambodia Mekong Water Solutions (\$3.4 million; 2021–2024)** was delivered to support evidence-based water security policies, and strengthened planning, delivery and management of water infrastructure in Cambodia. The efficiency of this investment was affected by resourcing gaps and lack of clarity on governance arrangements and scope of activities.



80% Effective and efficient IMRs



68% Gender equality



29% Disability equity

Case study

Intercropping for improved livelihoods in the Philippines

An ACIAR agricultural research project, Land Management of Diverse Rubber-based Systems in Southern Philippines, is working to improve household incomes for smallholder farmers through sustainable farm management and intercropping of rubber trees. The project provided evidence that intercropping corn, mungbean, banana and cacao between rubber trees increases farm profitability, productivity and climate resilience. A diversity of cover crops minimised soil moisture losses during drought, reduced soil disturbance, and boosted soil functioning and fertility. This resulted in improved yield of the crops, thereby increasing farmers' incomes. According to the provincial government, adopting these practices was partly responsible for the significant improvements in the local poverty intensity index, which measures poverty indicators such as income, food security and health. The provincial government also reported that the project's capacity development program enhanced women's agricultural skills and deepened their involvement in farming.

Case study

Advancing inclusive trade in the Pacific

Australia's long-standing Aid for Trade partnerships with the World Bank Trade Facilitation Support Program (TSFP) and Pacific Islands Forum (PIF) Secretariat supported the development and launch of the Pacific Regional Trade Facilitation Strategy at the Global Aid for Trade Review in Geneva in June 2024. The result of several year's of work by the TSFP and PIF Secretariat, the Strategy is an important milestone under the Pacific Aid for Trade Strategy. It specifies regional approaches that can support national trade facilitation reforms, including support to implement the WTO Trade Facilitation Agreement and Pacific Agreement on Closer Economic Relations Plus. Australia continues to support PIF Members to address challenges identified in the Strategy, such as inefficient border procedures, excessive documentation requirements, and opaque controls that undermine trade flows and hinder regional economic growth and integration. The Strategy represents years of collaboration between partners and demonstrates a commitment to cooperate and collaborate to address trade barriers and deliver economic resilience and prosperity across the region.

Evaluation and learning

In 2023–24, one evaluation covering programs in the agriculture, trade and other production services sector was completed and published on the DFAT website with a management response.

Evaluation case study

Strategic review: Australia–Indonesia Partnership for Rural Incomes through Support for Markets in Agriculture, Phase 2 (PRISMA)

From 2013 to 2024, DFAT worked with the Indonesian Ministry of National Development Planning to increase incomes for one million smallholder farming households in Eastern Indonesia through the PRISMA-2 program. The program engaged private and public sector partners to improve access to markets, technology, know-how and other resources, for sustainable poverty reduction and for a more inclusive and resilient agricultural sector.

An independent review found the program had been effective in increasing the incomes of more than 1.4 million smallholder farming households but recommended assessing each program intervention area to identify opportunities to reinforce behaviour changes.

PRISMA conducted comprehensive assessments of all sectors and identified opportunities to ensure the sustainability of program outcomes. This assessment informed the 2023 Exit Strategy which was approved by DFAT and the Indonesian Ministry of National Development Planning. By the end of 2024, the sustainability of PRISMA's interventions had been demonstrated with private sector partners independently expanding to new locations in Indonesia, benefiting other smallholder farming communities. PRISMA has also contributed to significant national and sub-national agricultural policies.

Governance

Context

■ \$1.035 billion total Australian ODA

Australia's governance investments focus on supporting partner countries to build effective and accountable states that drive their own development and deliver equitably for all. These investments directly support multiple SDGs, including Decent Work and Economic Growth (SDG8); Reduced Inequalities (SDG10); and Peace, Justice and Strong Institutions (SDG16).

Australian governance investments are tailored to local context. They support local leadership, foster accountable and inclusive governance policies, improve access to basic services, and support businesses to thrive. Australia partners with various public institutions including parliaments, audit and law enforcement agencies, elections administrations, and multilateral, civil society and private sector organisations.

In 2023–24, Australia’s governance assistance supported 6,066 organisations across 47 countries to strengthen accountability and inclusion in policies or practices. This includes 5,139 national and local government institutions, 888 CSOs and 39 private organisations. We also reached more than 153 million people through new or improved social protection programs, and supported 34 countries with policy and technical advice on economic reform and management.

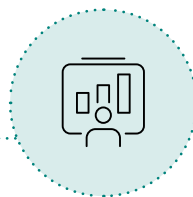
Investment performance

Governance sector investments account for the largest number of investments across all sectors that complete annual investment performance reporting. In 2023–24, 97 IMRs and 19 FIMRs were completed for governance sector investments. The proportion of investments rated satisfactory for effectiveness and efficiency (excluding FIMRs) was 89 per cent, higher than the whole-of-program outcome of 85 per cent and equal to the three-year governance sector average of 89 per cent. The aggregate investment ratings (IMR, HIMR and FIMR) for gender equality was 79 per cent, lower than the three-year sector average of 82 per cent but equal to the whole-of-program outcome of 79 per cent. The aggregate disability equity rating was 61 per cent, on par with the three-year sector average and higher than the whole-of-program outcome of 51 per cent.

The percentage of completed investments (FIMRs) assessed as effective and efficient was 74 per cent, noting that the small number of FIMRs each year can lead to volatility in overall percentage outcomes. Of the 19 completed investments, 14 were assessed as satisfactorily meeting end-of-program outcomes, and five investments were assessed as not meeting end-of-program outcomes and/or not meeting these outcomes efficiently, as detailed below.

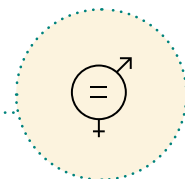
- **Support to Ten Year Pacific Statistics Strategy (\$17.2 million; 2014–2023).** This investment delivered technical assistance to strengthen statistical services and data collection in the Pacific. The absence of an overall design with clear and agreed end-of-program outcomes, and a theory of change that linked activities and outputs to outcomes and a functional MEL system, made assessing progress towards outcomes and the efficient use of resources difficult to measure.
- **Supporting elections in Papua New Guinea (\$33.7 million; 2018–2025).** The major focus of this investment was support to election delivery in Papua New Guinea. While this investment provided significant support for the 2022 national elections, overall effectiveness and efficiency would have been greater with more clearly defined and realistic outcomes, a results framework and stronger coordination across implementing partners.
- **Solomon Islands Disaster Management and Climate Resilience (\$6.6 million; 2020–2023).** This investment focused on strengthening the ability of Solomon Islands’ National Disaster Management Office and provincial authorities to prepare for and respond to disasters, including

In 2023–24, Australia’s governance assistance supported 6,066 organisations across 47 countries to strengthen accountability and inclusion in policies or practices.



89%

Effective and efficient IMRs



79%

Gender equality



61%

Disability equity

COVID-19. While achievement of outcomes was assessed as satisfactory overall, several issues impacted on overall efficiency, including staffing vacancies, slow approval and decision-making processes, and high project management costs.

- **Afghanistan National Security Forces Sustainment (\$103 million; 2015–2024, Phases 1 and 2).** This investment focused on security sector reform and capacity building. It delivered some positive outputs under increasingly challenging and rapidly evolving circumstances. However, it is difficult to clearly demonstrate the extent of progress towards achieving the end-of-program outcomes due to a lack of reporting against outcomes and an absence of good quality performance data.
- **Sri Lanka Women in Work (\$13.2 million; 2015–2023).** This investment supported increasing women’s labour force participation in growth areas of the economy and expanding their economic opportunities to earn an income and accumulate economic assets. The investment was effective in creating an environment for women to join and be retained in the workplace in large organisations. Overall, the investment experienced several implementation issues, particularly in the first half of the eight-year program period, that resulted in overall efficiency being assessed as less than satisfactory.

Case study

Supporting anti-corruption in Sri Lanka

Under the Transparency International Indo-Pacific Partnership (\$9.65 million), Australia supported Transparency International’s Sri Lanka chapter to actively engage with the Sri Lankan Government in the preparation of its new Anti-Corruption Bill. Transparency International Sri Lanka’s advocacy efforts resulted in the Ministry of Justice integrating an additional 70 provisions into the new Anti-Corruption Act. One of the most notable amendments was the criminalisation of sexual bribery. By expressly criminalising sexual bribery and addressing systemic deficiencies in the regulation of the private sector, the new Anti-Corruption Act represents a significant step towards ensuring greater accountability and transparency in Sri Lanka’s governance systems. The Transparency International Indo-Pacific Partnership is DFAT’s principal investment in our region to support governments and civil society partners address and prevent corruption.

Case study

Digitisation partnerships for accessible legislation

Through the Australia – Solomon Islands Partnership for Justice, Australia provided technical support to the Attorney General’s Chambers to consolidate and digitise 224 laws over seven years. In 2023–24, the Solomon Islands Parliament passed a suite of three enabling laws – the *Legislation Act 2023*, the *Constitution (Amendment and Validation) Act 2023* and the *Legislation Amendment, Repeal and Revalidation Act 2023*. This legislation enables the Attorney General to reprint, amend, correct and validate laws where necessary, and enables laws to be reproduced without the need for expensive and lengthy Cabinet and parliamentary processes. The ability to freely access current, accurate laws is essential for the rule of law and access to justice for all Solomon Islanders. Previously, such access was not possible without travelling to Honiara or accessing a printed copy. This project will enable people in rural and remote areas, or who have accessibility issues, to access current, accurate laws freely online.

Case study

Supporting legislative reform for improved social protection in Samoa

Australia's bilateral general budget support investment (\$50 million), implemented through Samoa's multi-donor Joint Policy Action Matrix, contributed to the incentivisation of further reforms to improve and strengthen Samoa's social protection system with the completion of two key legislative reforms in 2023–24: the *National Provident Fund Amendment Act 2024* and *National Digital Identification Act 2024*. The National Provident Fund Amendment Act institutionalises the disability benefit as part of Samoa's social protection systems, improving efficiency in the disbursement of disability funds to an estimated 2,300 beneficiaries. The National Digital Identification Act provides the legal framework for every Samoan citizen and resident to be issued with a unique identification, improving government efficiency and transparency in reaching vulnerable populations with targeted social protection benefits and disaster response initiatives.

Evaluation and learning

In 2023–24, 12 evaluations covering programs in the governance sector were completed and 10 were published on the DFAT website with a management response.

Evaluation case study

End-of-program evaluation of the Australia–Cambodia Cooperation for Equitable Sustainable Services

The Australia–Cambodia Cooperation for Equitable Sustainable Services (ACCESS) sought to develop sustainable, high-quality and inclusive services for gender-based violence (GBV) survivors and people with disability in Cambodia. Working with the Royal Government of Cambodia, international and local NGOs, and various multilateral agencies at both national and sub-national levels, ACCESS aimed to increase access to and coordination of essential health and social services.

The evaluation found that ACCESS forged strong links with the Royal Government of Cambodia, allowing it to play a formative role in improving and modernising policies and national standards, and strengthened collaboration and coordination in both the disability and GBV sectors. The program was effective in improving the coverage and quality of services for GBV survivors and people with disability, and exceeded client targets despite challenges during COVID-19.

However, the evaluation also found that the ACCESS design had not anticipated a shifting political economy landscape and the realities of local budgetary processes, which meant that delivery of initial public financial management targets could not be met.

A second phase of the project, ACCESS2, is now in operation, with the evaluation providing strong guidance to enable a more collaborative grant-making process, orient activities more strongly to client-centred modalities, and ensure a more balanced approach to engagement at national and sub-national levels. This has supported improved service delivery.

Education

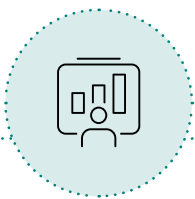
Context

■ \$598.4 million total Australian ODA

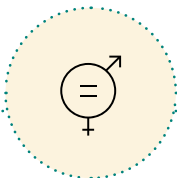
Australian investments in education directly support SDG4 on Quality Education and contribute to the achievement of other SDGs, including Achieve Gender Equality and Empower all Women and Girls (SDG5). Education provides the skills and knowledge to lead and drive social and economic development, including informed decision-making by citizens. In 2023–24, Australia’s education sector development assistance supported learners in 15 partner countries to achieve minimum proficiency in reading and mathematics, and supported 538,621 people to complete a tertiary or technical/vocational course or work-related training.

Australia is strongly committed to promoting quality, lifelong learning opportunities for all. We are increasing our focus on evidence-based education and skills investments, especially for women and girls and people with disability.

We are listening and responding to partner government education priorities and the needs of individual schools and communities. Together, we are working to improve literacy and numeracy outcomes, an essential foundation for future learning. We focus on enhancing education and employment pathways in our region. This includes expanded access to our world-class education system through educational policy exchange, institutional partnerships and enhanced education and training pathways for students and workers to accelerate economic growth in our region.



85% Effective and efficient IMRs



80% Gender equality



70% Disability equity

Investment performance

In 2023–24, 46 IMRs and four FIMRs were completed for education sector investments. The proportion of investments rated satisfactory or higher for effectiveness and efficiency (excluding FIMRs) was 85 per cent, equal to the whole-of-program outcome of 85 per cent and just below the three-year sector average of 86 per cent. The aggregate investment rating (IMR, HIMR and FIMR) for gender equality was 80 per cent, higher than the three-year sector average of 79 per cent and the whole-of-program outcome of 79 per cent. The aggregate disability equity rating was 70 per cent, lower than the three-year sector average of 72 per cent but higher than the whole-of-program outcome of 51 per cent.

The proportion of completed investments (FIMRs) assessed as effective and efficient was 75 per cent, noting that the small number of FIMRs each year can lead to volatility in overall percentage outcomes. Three of four completed investments were assessed as effective and efficient. One investment was assessed as not meeting end-of-program outcomes and/or not meeting these outcomes efficiently, as detailed below.

- **Leveraging Australian expertise to improve learning outcomes in the Indo-Pacific (\$4.9 million; 2017–2023).** This investment aimed to leverage Australian resources and expertise to improve learning outcomes in the Indo-Pacific through access to education resources, knowledge and evidence, and learning assessment tools. While there was strong evidence of high-quality outputs delivered under this investment, evidence of achievement of outcomes was limited.

Case study

Improving student learning results in Indonesia

In Phases 1 and 2 of the Innovation for Indonesia's School Children program, Australia supported the transformation of education policies, including curriculum, books and teacher competencies. The implementation of these policies occurred in 14 partner districts across four provinces over a period of five to seven years. Collaborating with district authorities and schools, the support aimed to enhance inclusive teaching quality and learning outcomes. The national assessment showed improvements in student competencies: literacy increased from 51.0 to 57.4 per cent and numeracy from 37.8 to 49.8 per cent between 2023 and 2024. Endline studies in six Australia-assisted districts mirrored this trend. From baseline data in October–December 2021 to the endline in June 2023, grades 1 to 6 showed significant gains. In literacy, 71 per cent of 1,916 students (50 per cent boys; 50 per cent girls) improved – 18 percentage points higher compared to those with no interventions. In two districts with numeracy initiatives, 70 per cent of 433 students improved, equating to seven months of learning progress.

Case study

Curriculum revisions for improved education outcomes in Fiji

Australia's Fiji Education Program supported Fiji's Ministry of Education to revise and trial the literacy and numeracy curriculum for years 1–8. Ninety trial schools (including special and inclusive schools) adopted the revised years 1–4 curriculum in 2022, followed by the years 5–8 curriculum in 2023. This will reach 171,017 students by December 2024. Nine coaches supported trial schools to apply the revised curriculum and monitor student progress. An evaluation of the trial showed improved average scores across mathematics, reading and writing, compared to non-trial schools. In years 1–4: (i) average maths scores increased by 20 per cent compared to a 10 per cent decrease for non-trial schools; (ii) average reading scores increased by 20 per cent compared to a 4 per cent increase for non-trial schools.

Evaluation and learning

In 2023–24, four evaluations covering programs in the education sector were completed and three were published on the DFAT website with a management response.

Evaluation case study

Mid-term evaluation of the Global Education Monitoring (GEM) Centre Phase 3

The GEM Centre is a research hub established in 2013 and housed within the Australian Council for Education Research (ACER). DFAT invested in the GEM Centre with the aim of improving learning by ensuring that education policy, practice and investment are influenced by high-quality evidence, through various local, regional and global collaborations.

A mid-term evaluation conducted in 2023 concluded that the breadth and scale of activities undertaken by the GEM Centre had been impressive. For example, the UNESCO Institute of Statistics adopted the GEM Centre's research findings and recommendations as the common basis for global education monitoring and reporting architecture. The GEM Centre was also assessed as providing value for money for DFAT, with the equivalent of \$3.50 raised by the GEM Centre from a range of external funding sources for every \$1.00 invested by DFAT.

While the GEM Centre had performed well in the international and regional landscape, the evaluation found that there had been relatively limited traction at the country level owing to challenges in identifying and promoting country engagement opportunities. Following the completion of DFAT's GEM Centre Phase 3 investment, and noting the strong international networks and funding sources that the GEM Centre had built since its establishment in 2013, DFAT decided not to provide further funding to the GEM Centre, opting instead to prioritise country-focused education initiatives through other bilateral, regional and global programs.

Health

Context

■ \$689.9 million total Australian ODA

Australia supports governments and communities, particularly in the Pacific and Southeast Asia, to build resilient, equitable and inclusive health systems. In 2023–24, our bilateral and regional programs supported 46 countries to improve the capacity of their health systems, enabling them to provide quality, accessible and affordable health care. This includes quality sexual and reproductive health services, which are essential to protect the health and wellbeing of women and girls. For example, in 2023–24 our development assistance enabled more people to access effective forms of contraception, providing the equivalent of over 3.3 million years of protection from unintended pregnancies.

In 2023–24, Australia supported 30 countries to better prevent, detect and control communicable diseases. Through contributions to global health partnerships like Gavi, the Vaccine Alliance and the Global Fund to Fight AIDS, Tuberculosis and Malaria, we reach many more. For example, Gavi supported 34 new vaccine introductions and preventative campaigns in 2023, and helped countries provide routine immunisations to more than 69 million children. The Coalition for Epidemic Preparedness Innovations (CEPI), which Australia contributes to, enabled development of the first-ever chikungunya vaccine in 2023. Our ongoing investments also address endemic diseases such as HIV, tuberculosis and malaria, while strengthening global preparedness for future outbreaks.



82% Effective and efficient IMRs



71% Gender equality



50% Disability equity

Investment performance

In 2023–24, 37 IMRs, two HIMRs and nine FIMRs were completed for health sector investments. The proportion of investments rated satisfactory or higher for effectiveness and efficiency (excluding FIMRs) was 82 per cent, lower than the whole-of-program outcome of 85 per cent and the three-year sector average of 87 per cent. The aggregate investment rating (IMR, HIMR and FIMR) for gender equality was 71 per cent, lower than the three-year sector average of 74 per cent and the whole-of-program outcome of 79 per cent. The aggregate disability equity rating was 50 per cent, just below the three-year sector average of 51 per cent and the whole-of-program outcome of 51 per cent.

The proportion of completed investments (FIMRs) assessed as effective and efficient was 89 per cent, noting that the small number of FIMRs each year can lead to volatility in overall percentage outcomes. Eight of nine completed investments were assessed as effective and efficient. One investment was assessed as not meeting end-of-program outcomes and/or not meeting these outcomes efficiently, as outlined below.

- **Papua New Guinea Health and HIV Financing Program (\$31.2 million; 2013–2023).** This investment provided targeted general budget support and technical assistance to the National Department of Health and Provincial Health Authorities with a focus on increased access to effective health services in rural areas. Working through partner government systems the investment delivered positive outputs; however, there was a lack of reporting against outcomes and quality performance data. An independent evaluation of the program found

the investment was most effective in using pooled funds and reaching sub-national authorities during health emergency responses (for example, polio and malaria outbreaks, COVID-19 response).

Case study

Supporting World Vision to improve access to clean water in Papua New Guinea

The Australia–Papua New Guinea Western Province Partnership (WPP) is focused on strengthening sub-national governance and government service delivery, as well as improving local communities' access to economic livelihood opportunities, food and water security. In partnership with World Vision, the WPP has improved access to clean and safe water for communities in the South Fly District of Western Province in Papua New Guinea. Considering factors like proximity, sustainability, risks and safeguards, the WPP commissioned hydrogeological surveys to identify suitable areas with groundwater for borehole drilling, and/or recommended other more appropriate interventions.

Together, the WPP and World Vision established and maintained critical water infrastructure, reaching 5,695 people in 12 communities, including 2,882 women and 16 people with disability. Fourteen boreholes with pumps were drilled and installed, seven water security units were constructed and installed to provide a total capacity of 63,000 litres, and five existing water sources and 12 existing rainwater tanks were rehabilitated. Households in these communities can now access reliable, clean and sustainable drinking water sources year-round, making them more resilient to the effects of climate change including extreme drought, flooding, sea-level rise and groundwater salinity.

Case study

Department of Health and Aged Care – Strengthening global health security with the Coalition for Epidemic Preparedness Innovations

The Australian Government, through the DFAT and the Department of Health and Aged Care, funds the CEPI, which plays a key role in strengthening global health security. CEPI directly invests in the research and development of vaccines and supports global efforts to develop a prepared and responsive epidemic management ecosystem that could be rapidly initiated when future health emergencies arise. In 2023–24, CEPI invested in research and development for pathogens of concern including mpox. A CEPI-funded paediatric trial of mpox vaccine began in the Democratic Republic of Congo (DRC) in October 2024. The first children, aged two to 11 years, have been vaccinated in a Phase 2 clinical trial of Bavarian Nordic's MVA-BN[®] mpox vaccine. In 2024, CEPI also committed funding to a new study to assess mpox vaccine in pregnant women and infants. This will assess the safety and immunogenicity of the MVA-BN[®] vaccine in these populations for the first time. The trial will take place in Boende, DRC, beginning in early 2025.

Evaluation and learning

In 2023–24, 10 evaluations covering programs in the health sector were completed and published on the DFAT website with a management response.

Every Life Matters: Review of DFAT health investments to Nauru

DFAT provides support to Nauru's health sector through bilateral, Pacific regional and global programs. The Government of Australia has been providing funding of approximately \$2 million per year to support Nauru's health sector since 2009.

DFAT commissioned an independent review of Australia's support to the Nauru health sector for the period 2018 to 2022. The review found that DFAT investments during the period were highly relevant to the needs and strategic priorities of the Nauru health sector, being closely aligned with Nauru's strategic development priorities and Australia's Aid Investment Plan for Nauru.

The review found that continuing key components from the program and finalising urgent infrastructure during the Nauru Transition Health Phase were critical to maintaining gains made in the review period. The review recommended the future health design focus on targeted health system strengthening for primary health care and non-communicable diseases, within a broader human development approach, inclusive of culture, gender and disability.

Findings from the review were incorporated into the design of DFAT's new bilateral health program with Nauru, Rana Tsimorum (\$50 million over 10 years). Additionally, DFAT supported the Government of Nauru in leading high-level discussions with other development partners on future Nauru programming.

Humanitarian assistance and disaster risk reduction

Context

■ \$672.3 million total Australian ODA

The global humanitarian context in 2023–24 was marked by a major increase in demand. Escalating conflicts took a significant toll on civilians, with mass displacement, challenges to humanitarian access, and extreme risks to humanitarian workers. Climate-induced disasters were also more frequent and intense, driving further food and water insecurity, displacement and humanitarian need.

In 2023–24, Australia provided \$672.3 million, or 14 per cent of total ODA, for humanitarian assistance and disaster risk reduction efforts. This funding enabled Australia to provide 8,569,701 people with emergency assistance in conflict and crisis situations and deliver more than 249 tonnes of humanitarian supplies to the Indo-Pacific and across the globe. The number of people provided with emergency assistance was lower than the previous three years, reflecting the impact of the COVID-19 pandemic during which widespread emergency risk communication and community engagement activities were implemented.

Australia sustained its focus on humanitarian crises in the Indo-Pacific and responded to all rapid onset emergency assistance requests in the region within 48 hours, including tropical cyclones, landslides, earthquakes and floods. Through Australia's support to our international and non-government partners, we provided crisis-affected communities with lifesaving supplies and emergency services including medical care, maternal and child health care, food and nutrition supplements, sexual and reproductive health services, search and rescue expertise, humanitarian cash transfers, education interventions and protection services.

This funding enabled Australia to provide 8,569,701 people with emergency assistance in conflict and crisis situations and deliver more than 249 tonnes of humanitarian supplies to the Indo-Pacific and across the globe.

Australia continued to strengthen local, national and regional preparedness and reduce risks in countries susceptible to climate and disaster-related impacts. Australia invested in early warning systems, prepositioning of relief supplies, regional disaster response coordination, anticipatory action, and the efforts of bilateral partners to meet their commitments under the Sendai Framework for Disaster Risk Reduction 2015–2030. These initiatives limit development losses and foster community resilience. They also support Australia’s commitments under the United Nations’ 2030 Agenda for Sustainable Development to achieve risk-informed sustainable development, the Agenda for Humanity (2016) and the Grand Bargain (2016) to save lives and protect human dignity through improved humanitarian action.

Australia worked globally to respond to elevated humanitarian need driven by conflict, climate change and other crises. This included providing \$72.5 million in 2023-24 in humanitarian assistance to address essential needs in Gaza and to respond to the protracted refugee crisis in the region. Australia’s funding to humanitarian crises in the Middle East, Africa and Ukraine was underpinned by diplomatic efforts to promote compliance with international humanitarian law, advocating for the safe and effective delivery of humanitarian assistance and the protection of humanitarian workers.

Australia’s partnerships with Australian NGOs remained a crucial feature of our humanitarian assistance in the Indo-Pacific and globally. In 2023–24, the Australian Humanitarian Partnership (AHP) and the ARC helped our funding reach local communities facing crises in countries including Vanuatu, Ethiopia, Kenya, Mongolia, Morocco and Papua New Guinea. Our multi-year partnerships with international organisations such as the United Nations and Red Cross Movement allowed Australia to pool contributions with other donors to maximise impact through flexible and targeted approaches to delivery.

Australia’s new [Humanitarian Policy: Making a difference for people in crisis](#) was released in October 2024. The policy sets the long-term direction of Australia’s humanitarian action to ensure it saves lives, alleviates human suffering and builds resilient communities. With a focus on the Indo-Pacific, the policy outlines how Australia will harness its resources and expertise to make the greatest impact. The policy fulfils a commitment under Australia’s International Development Policy, advancing efforts to tackle poverty, address climate change, build resilience, and work towards greater peace, stability and prosperity.

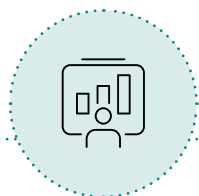
Investment performance

In 2023–24, 25 HIMRs, nine IMRs and four FIMRs were completed for humanitarian assistance and disaster risk reduction investments. The proportion of IMRs/HIMRs assessed as effective and efficient was 97 per cent, above the three-year average of 87 per cent.

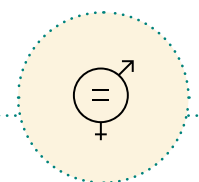
Ninety-six per cent of humanitarian response investments were assessed as satisfactory or higher against the ‘connectedness’ criterion. ‘Connectedness’ refers to the extent to which investments are delivered in a way that supports recovery, resilience, coordination and long-term development, supporting our Grand Bargain commitments.

Most investments (92 per cent) were rated satisfactory or higher in the ‘humanitarian protection’ criterion. This criterion captures the extent

Australia continued to strengthen local, national and regional preparedness and reduce risks in countries susceptible to climate and disaster-related impacts.



97% Effective and efficient IMRs



76% Gender equality

to which investments protect the safety, dignity and rights of affected populations. All FIMRs were assessed as meeting end-of-program outcomes effectively and efficiently.

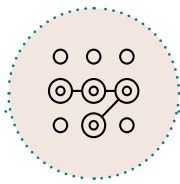
Gender equality ratings improved from 2022–23, with 76 per cent of investments rated satisfactory for gender equality, higher than the three-year sector average of 73 per cent. Reporting from 2023–24 suggests gender outcomes were strengthened when partners developed and implemented gender equality strategies, particularly at the design phase. Adequate resourcing of gender equality activities and additional technical expertise delivered stronger effectiveness in gender equality, but further investment is required to reach the 80 per cent target.

The disability equity outcome of 42 per cent satisfactory for investments was lower than the three-year sector average of 50 per cent. This decline is mostly attributable to difficulties in collecting disability-related data in crisis contexts. Investments in disaster risk reduction and preparedness performed better, along with those investments that addressed disability equity early in the program cycle. Effective performance also correlated with the extent and quality of engagement with organisations for people with disability and alignment with national government disability-related policies. This is particularly challenging in crisis contexts, where these organisations may not be accessible.

Australia continues to strengthen gender equality and disability inclusion in humanitarian responses by implementing inclusive approaches and prioritising gender equality and disability equity analysis and data collection in investments. For example, Australia provides funding for the SPRINT program delivered by the International Planned Parenthood Federation. The SPRINT program – a humanitarian initiative which provides essential, life-saving sexual and reproductive health services in crisis and post-crisis situations – uses braille, audio and sign language interpreters so that people with disability receive appropriate services in emergencies.



42% Disability equity



96% Investments assessed as satisfactory against 'connectedness'

Case study

Australian Humanitarian Partnership in Türkiye

The AHP Türkiye Earthquake Response supports populations affected by the February 2023 earthquakes as part of a global response. AHP Australian NGOs, together with local partners, provide essential protection and mental health and psychosocial support services for earthquake-affected community members with a focus on women and children in vulnerable situations, including survivors of sexual and gender-based violence (SGBV). AHP partner Child Friendly Spaces and Women and Girls Friendly Spaces implemented preventative activities on SGBV and provided services for survivors, including cash assistance for immediate needs including medical treatment and shelter.

Case study

Emergency assistance in response to Tropical Cyclone Lola

Tropical Cyclone Lola struck Vanuatu's northern and central islands on 24 and 25 October 2023. It was the third cyclone in eight months to cross Vanuatu following Tropical Cyclones Judy and Kevin in March 2023, which impacted many of the same communities. Australia was quick to respond, with life-saving emergency supplies distributed to 50,145 people through local authorities and CSOs. Emergency supplies allowed communities to drink clean water, maintain basic hygiene, and conduct emergency repairs to their homes in the immediate aftermath of the devastating cyclone. Australia continued to support affected communities into the recovery phase through infrastructure repair and reconstruction, replacement of medical equipment and school curriculum materials, and by helping farmers get agricultural systems up and running again.

Evaluation and learning

In 2023–24, DFAT completed and published four evaluations covering humanitarian investments with corresponding management responses. Implementing partners continued to engage in evaluative and learning processes to inform future programming and design. For example, the AHP is conducting a real-time review on the AHP Anticipatory Action Pilot being implemented by AHP agencies in selected Pacific countries and Timor-Leste. The review will focus on how the pilot has worked overall, including the effectiveness and efficiency of systems and processes in the early and preparatory stages. Key opportunities to enhance quality programming will be taken forward by AHP agencies.

Evaluation case study

Australia Assists end-of-program evaluation

Australia Assists is a program funded by the Australian Government that deploys technical specialists to work with governments, multilateral agencies and communities to prepare for, respond to, and recover from disasters and conflict.

The 2020 end-of-program evaluation found the Australia Assists program was on track to achieving most of its end-of-program outcomes. Key to program achievements was the high quality of people recruited and deployed, and the training and deployment management provided.

However, the evaluation found that the program had not delivered a rapid response deployment option (between 24 hours and 5 days). A limited approach to deployment types and deployee management was a significant factor that constrained Australia Assists from providing rapid response capability.

DFAT agreed to consider the recommendation to enable greater variability in deployment mechanisms, including enhanced rapid response, increased in-country surge capability, and non-host organisation placements as part of DFAT's design for a future phase of investment

Multisector and general development support



78% Effective and efficient IMRs



84% Gender equality



49% Disability equity

Context

■ \$755.9 million total Australian ODA

This sector includes general environment protection, action relating to debt and other multisector activities including research and scientific institutions. For example, in 2023–24, Australia supported 18 investments worth over \$75 million targeted at promoting or delivering nature-positive outcomes.

Investment performance

In 2023–24, 27 IMRs and 10 FIMRs were completed for multisector and general development support investments. The proportion of investments rated satisfactory or higher for effectiveness and efficiency (excluding FIMRs) was 78 per cent, lower than the whole-of-program outcome of 85 per cent and lower than the three-year sector average of 85 per cent. The aggregate investment rating (IMR, HIMR and FIMR) for gender equality was 84 per cent, higher than the three-year average of 76 per cent and the whole-of-program outcome of 79 per cent. The aggregate disability equity rating was 49 per cent, higher than the three-year sector average of 39 per cent and just below the whole-of-program outcome of 51 per cent.

The proportion of completed investments (FIMRs) assessed as effective and efficient was 80 per cent, noting that the small number of FIMRs each year can lead to volatility in overall percentage outcomes. Eight of 10 completed investments were assessed as effective and efficient. Two investments were assessed as not meeting end-of-program outcomes and/or not meeting these outcomes efficiently, as detailed below.

- **Papua New Guinea Climate Change Portfolio (\$10.5 million; 2018–2023).** This investment aimed to enhance the resilience of Papua New Guinea communities and of critical social and economic infrastructure. The investment delivered a range of activities that contributed to the increased resilience of at least 100 communities and the capability of the Papua New Guinea Climate Change Development Authority. While many individual activities achieved intended outcomes, the overall portfolio-level outcomes were too ambitious and would have benefited from updating over the life of the investment.
- **World Bank Pacific Facility 4 (PF4, \$66.9 million; 2013–2023).** This multi-donor trust fund focused on helping to shape and accelerate economic growth and poverty reduction in the Pacific region by increasing access to the World Bank's resources and expertise. PF4 was successful in supporting a significant scale-up of the World Bank's presence in the Pacific region. This included an increase in engagement, staffing, financing and program management. However, PF4's development objective was very high level and did not have clear and consistent end-of-program outcomes nor an adequately resourced, integrated MEL system. This made assessing progress towards outcomes and the efficient use of resources difficult to measure. An independent review is currently being finalised.

Case study

Reducing waste and improving farmer livelihoods through the Plastics Innovation Hub Initiative

Australia supported Greenhope, an Indonesian start-up to participate in the CSIRO-implemented Indonesia Plastics Innovation Hub. The start-up develops and markets biodegradable plastics from cassava starch. Cassava is a renewable source abundantly available in Indonesia and its high starch content is ideal for biodegradable and compostable packaging. The Plastics Innovation Hub has provided technical advice and mentoring to further improve the technology to produce commercial-grade cassava-based plastics. The collaboration and networking opportunities extended by the hub also support Greenhope's quest to accelerate the adoption of sustainable practices and innovative solutions. To date, Greenhope has successfully replaced 12 billion pieces of conventional plastic with biodegradable plastic and improved the welfare of 179 Indonesian cassava farmers along the way.

Evaluation and learning

In 2023–24, three evaluations covering programs in the multisector and general support sector were completed and published on the DFAT website with a management response.

Evaluation case study

Review of Aus4Innovation in Vietnam

At the time of the review, Aus4Innovation (A4I) was a five-year (2018–2023) program to promote innovation capability in Vietnam delivered through Australia's national science agency (the Commonwealth Scientific and Industrial Research Organisation – CSIRO).

In 2022, a review was conducted to assess the progress of A4I under the four original program workstreams, and to help shape the design of Phase 2 of A4I. The review found the program had largely over-delivered against planned outputs and made strong progress towards achieving intermediate outcomes and the expected end-of-investment outcomes. The review found that A4I had helped develop key policies in Vietnam (such as the AI Development Strategy 2021–2030). A4I had also contributed to efforts to support Vietnam's development goals. Factors for the program's success included A4I's strong focus on building effective partnerships, the relevance and quality of the technology transferred and the quality of the management team.

The review noted that the program's challenges emerged as the result of a design logic that needed to demonstrate stronger linkages across the different components of A4I. The review recommended ways to enhance the coherence of A4I, so that the next phase of implementation was more clearly focused, integrated and effective.

Drawing on the findings of the review and lessons learned by both DFAT and CSIRO, A4I Phase 2 (2023–2028) focuses on resilient agriculture and food and responsible digital transformation, improving the move towards environmental sustainability and social inclusion to strengthen Vietnam's innovation system. The program diversified its partnerships, including engaging with agencies under the Ministry of Agriculture and Rural Development and at the provincial level, while continuing to deepen existing cooperation with the Ministry of Science and Technology – A4I's strategic government partner. Additionally, the program logic was revitalised and the MEL framework was strengthened.

Climate change

Australia's commitment to taking ambitious action on climate change is set out in the International Development Policy. In 2023–24, Australia's investments improved adaptation to climate change and resilience to disasters for over 1.1 million people. Twenty-seven investments valued at over \$183 million contributed to low emissions development pathways or supported mitigation activities and 76 investments valued at over \$362 million improved climate change adaptation and disaster resilience. Australia has also committed \$75 million across 18 investments which promote or deliver nature-positive outcomes (refer to multisector and general development support, above).

Investment performance

In 2023–24, DFAT piloted a new climate change performance criterion as part of IMR templates, to be completed for investments with either a primary or secondary climate change objective. The criterion assessed the extent to which an investment was supporting partners to address climate change, including by assessing how climate analysis informed the investment; the budget/resourcing available for climate change action; and how the investment's MEL systems captured the results of, and learned from, activities to address climate change.

Of the 113 investments that completed the climate change criterion in 2023–24, 26 had climate change as a primary objective and 87 had climate change as a secondary objective. Of those investments with climate change as a principal objective, 100 per cent were assessed as satisfactory against the climate change criterion and 73 per cent were rated satisfactory or higher for effectiveness and efficiency. Of the seven investments with a primary climate change objective that were not rated satisfactory against the effectiveness and efficiency criterion (27 per cent), five of the seven (71 per cent) were assessed as unsatisfactory due to efficiency issues rather than issues with progress against outcomes. These efficiency issues included budget underspends, gaps in staffing and skills, unrealistic timeframes and challenges with MEL data collection.

In comparison, of those investments with climate change as a secondary objective, 85 per cent were rated satisfactory against the climate change criterion and 90 per cent were rated satisfactory or higher for effectiveness and efficiency. Of the nine investments with a secondary climate change objective that were not rated satisfactory for effectiveness and efficiency, seven of the nine (78 per cent) were assessed as unsatisfactory due to efficiency issues rather than issues with progress against outcomes.

The pilot of the new climate change criterion highlighted several areas for ongoing support, including the need to continue to increase access to specialist expertise to analyse climate change risks and opportunities and to better address climate through designs and reviews. In 2024–25, investments with climate change as a primary objective will continue to report against the climate change criterion. From 2025–26, this reporting is expected to expand to include investments with a primary climate change objective and new investments (from 1 July 2024) with a secondary climate change objective.

Of the 113 investments that completed the climate change criterion in 2023–24, 26 had climate change as a primary objective and 87 had climate change as a secondary objective.

Case study

Australia's support to the Pacific Insurance and Climate Adaptation Program

In 2023, Australia contributed \$5.7 million to the Pacific Insurance and Climate Adaptation Program, which supports communities to access parametric microinsurance products in Fiji, Vanuatu and Tonga, improving financial resilience to natural hazards. The insurance products are affordable and provide payouts directly to policyholders after extreme weather events. The benefit of this mechanism was demonstrated in Fiji in January and March 2023 when heavy rainfall triggered a historical claims payout exceeding FJ\$200,000 (\$133,500). Payouts were provided to 1,013 beneficiaries with 80 per cent being made digitally to recipient mobile wallets. Of the recipients, 38 per cent were women and 20 per cent were people with disability. An evaluation visit found the payouts had assisted beneficiaries with cleaning their farms (sole source of income for many), feeding their families and paying their labourers, meaning they did not dig into their savings.

Evaluation and learning

In 2023–24, a thematic evaluation of DFAT's investments in nature-based solutions was completed and published on the DFAT website with a management response.

Evaluation case study

Evaluation of nature-based solutions

Nature-based solutions (NbS) play an important role in Australia's climate-resilient development efforts. They can simultaneously reduce carbon emissions, strengthen disaster resilience, promote biodiversity and provide sustainable livelihoods.

DFAT commissioned an evaluation to assess the effectiveness of NbS approaches and to shape a strategic approach to future NbS programming. Three investments were selected to inform the evaluation: Climate Resilient by Nature, Pacific Blue Carbon Program and ReefCloud.

The evaluation found that, overall, NbS initiatives align well with Australia's international development priorities and respond to the needs of partner communities and governments, particularly in the Pacific. NbS initiatives are also generally more efficient and cost-effective than non-nature-based alternatives and, compared to top-down climate change adaptation programs, are more likely to achieve lasting impact thanks to the active community engagement and long-term sustainability potential.

However, an absence of unified guidance for NbS initiatives makes it challenging to compare effectiveness and extract lessons across projects. The evaluation recommended a definition for NbS be established at the strategic level and noted that a guiding framework for NbS could harmonise reporting and reduce the loss of information.

The evaluation is informing how DFAT shapes its NbS investments in future, including the development of specific programming guidance for the department and its development partners.

Annex A: Results under the three-tier performance indicator framework 2023–24

This annex presents all 2023–24 results against the three-tier performance indicator framework, as specified in Australia’s International Development Performance and Delivery Framework (PADF).¹⁵ Refer to Chapter 1 for further analysis of these data. This is the first time progress against the full set of Tier 1 indicators in the PADF has been reported. In some cases, up-to-date and relevant data are not available for 2023–24. In these instances, data from the most recent year have been used.

Tier 1: Indo-Pacific development context

Indicator	Measure	2023–24 result	Data source
Fragility in the region	Proportion of fragile and conflict-affected countries in the region (percentage)	Pacific 43% SE Asia 18%	https://www.worldbank.org/en/topic/fragilityconflictviolence/brief/classification-of-fragile-and-conflict-affected-situations
Gender equality	Average percentage change in the Global Gender Gap between 2022–23 and 2023–24 scores	Pacific -1.0% SE Asia -0.6%	https://www.weforum.org/publications/global-gender-gap-report-2024/
Political rights and civil liberties	Scores for countries in the region on the Freedom House Index (range) ¹⁶	Pacific 61–93 SE Asia 8–72	https://freedomhouse.org/countries/freedom-world/scores
Fiscal sustainability	Number of countries at high risk of debt distress	Pacific 7 at high risk of debt distress SE Asia 1 in debt distress	https://www.imf.org/external/Pubs/ft/dsa/DSAlist.pdf
Governance	Scores against Government Effectiveness indicator ¹⁷	Pacific -0.80 to 0.49 SE Asia -1.75 to 2.32	https://www.worldbank.org/en/publication/worldwide-governance-indicators/interactive-data-access
Poverty in the region	Range for the percentage of people who lived below the poverty line \$3.65 per person per day (lower middle income countries, LMIC); \$6.85 per person per day (upper middle income countries, UMIC) ¹⁸	Pacific USD3.65: 1.6% to 67.7% USD6.85: 21.5% to 90.2% SE Asia USD3.65: 0.1% to 69.2% USD6.85: 2.3% to 94.6%	https://databank.worldbank.org/indicator/SI.POV.NAHC/1ff4a498/Popular-Indicators

¹⁵ Data for Pacific countries do not include French Polynesia, New Caledonia, Cook Islands, Wallis and Futuna, and Guam. Southeast Asia region encompasses ASEAN countries and Timor-Leste.

¹⁶ Where 100 represents the most free

¹⁷ Where -2.5 is least effective and +2.5 is most effective

¹⁸ Poverty data is difficult to update; thus, these numbers include new data for only a few countries. No countries in the Indo-Pacific are considered Low Income Countries (LIC), and therefore we do not use the \$2.15 per day poverty line. The \$3.65 and \$6.85 poverty rates are used for reporting purposes. These poverty lines capture the monetary aspects of poverty and do not account for the significant multidimensional aspects of poverty, such as access to good nutrition, essential health services and clean water and sanitation.

Indicator	Measure	2023–24 result	Data source
Economic growth in the region	GDP per capita (range, current USD)	Pacific USD2,203 to USD14,565 SE Asia USD1,187 to USD84,743	https://databank.worldbank.org/indicator/NY.GDP.PCAP.CD/1ff4a498/Popular-Indicators
Health	Coverage of essential services including those essential for health security (universal health coverage index of service coverage rating, range, where 100 represents the most health service coverage) ¹⁹	Pacific 30 to 65 SE Asia 52 to 89	For the Universal Health Coverage Index scores, see: https://www.who.int/data/gho/publications/world-health-statistics ; and then see Annex 1-2, Column J here: whs2023_annex1.xlsx (live.com) for 2021 statistics (latest available update).
Impact of disasters	Estimated economic costs from the combined impacts of the disaster-climate-health nexus	Pacific n/a ²⁰ SE Asia USD6,189,141,000	https://www.unescap.org/knowledge-products-series/asia-pacific-disaster-report https://www.emdat.be/
Climate change adaptation	Countries in the region reducing vulnerability to climate change (Notre Dame Index scores, where 100 represents least climate vulnerability and more adaptation readiness to the negative effects of climate change)	Pacific 7 SE Asia 8	https://gain.nd.edu/our-work/country-index/rankings/
Climate change mitigation	Number of countries in the region reducing the CO ₂ intensity of their economies (per unit of GDP)	Pacific 6 SE Asia 5	https://www.climatewatchdata.org/ghg-emissions?calculation=PER_GDP&end_year=2020&regions=WORLD&start_year=1990
Regional economic integration	Value of exports and imports in the region (USD)	Pacific Exports: USD3.45 billion Imports: USD4.76 billion SE Asia Exports: USD1.93 trillion Imports: USD1.74 trillion	https://data.worldbank.org/indicator/NE.EXP.GNFS.CD

¹⁹ Where 100 represents the most health service coverage


²⁰ Only one disaster event for the Pacific in 2023–24 has been assessed for its economic impact. Limits to data availability mean that current cost estimates of disasters do not accurately reflect the Pacific as being one of the most disaster-prone regions of the world. Disaster events in this region have lasting consequences on livelihoods, economies and long-term development gains.

Tier 2: Australia's contribution to development

The below table denotes Tier 2 results for 2023–24 for measures set out in the PADF. Where measures are qualitative in nature, the number of countries reported against the measure has been provided, with all Tier 2 case studies to be made available at DFAT's online development transparency portal, AusDevPortal (adp.dfat.gov.au).

Building effective and accountable states


Improved governance

Measure	2023–24 result	Relevant SDG
Number of organisations Australia has supported in the reporting period to strengthen accountability and/or inclusion, including examples of assistance provided and significant policy change achieved, at the following levels:	5,139 government institutions, organisations or systems 888 civil society organisations or systems 39 private sector organisations Total: 6,066	



Economic policy reform and management and private sector development

Measure	2023–24 result	Relevant SDG
Countries supported with policy and technical advice on economic reform and management (including examples and results achieved)	34 countries	
Total direct financing to partner governments	Over \$909 million	
Number of market actors in key economic sectors supported to expand market access and/or improve supply chain resilience	227	
Additional private funds leveraged to support sustainable development	\$73.7 million	



Economic empowerment

Measure	2023–24 result	Relevant SDG
Number of women entrepreneurs provided with financial and/or business development services	3,570,246	


Social protection measures

Measure	2023–24 result	Relevant SDG
Number of people reached with new or improved social protection programs	153.8 million	 

Gender equality




Measure	2023–24 result	Relevant SDG
ODA funding channelled to Women's Equality Organisations and Institutions	\$49.5 million to more than 260 organisations	
Number of services provided to victim/survivors of sexual and gender-based violence	315,563	

Disability equity


Measure	2023–24 result	Relevant SDG
Number of organisations of persons with disabilities (regional/national/state/local) receiving capacity building support	36 at the regional level 820 at the national level 378 at the sub-national/state level Total: 1,234	

Enhancing state and community resilience

Infrastructure

Measure	2023–24 result	Relevant SDG
Number of infrastructure projects supported that meet G20 Principles for Quality Infrastructure Investments, or similar internationally agreed standards	425	
Number of local people accessing jobs created by new infrastructure projects, disaggregated by gender where possible	15,028 local people, including 3,229 women and 11,488 men ²¹	
Examples of improved policies and regulations in the infrastructure sector	13 countries supported to improve policies and regulations in the infrastructure sector	

Education



Measure	2023–24 result	Relevant SDG
Proportion of children and young people achieving at least minimum proficiency in reading and mathematics, with Australian support	15 partner countries supported to achieve minimum proficiency in reading and mathematics ²²	

Health


Measure	2023–24 result	Relevant SDG
Partner countries improve health system capacity to provide quality, accessible, affordable health services, with Australian support	46 countries	

²¹ The total figure also includes 311 individuals whose sex/gender is unknown














²² Comprehensive and representative proficiency data are not yet available for all countries where Australia provides education support. As data generation and collection are improving following the establishment of this indicator, we anticipate being able to report on proportion of reading and mathematics proficiency in 3 to 4 years.

Measure	2023–24 result	Relevant SDG
Contraceptive protection from unplanned pregnancies made available through Australian support	3,318,446 couple years protection	
Partner countries have improved ability to anticipate, prevent, detect, and control communicable disease threats, with Australian support (with examples)	30 countries	



Food security

Measure	2023–24 result	Relevant SDG
Australian support for improved food security and climate-resilient agriculture practices via policy, technical advice and/or capacity building	1,527,804 people with improved food security 612,932 people assisted to use climate resilient agriculture practices on their farms	

Climate adaptation, mitigation, environment and biodiversity



Measure	2023–24 result	Relevant SDG
Number of people for whom Australia's investments have improved adaptation to climate change and resilience to disasters	1,135,163	   
Number and value of investments that are: a. contributing to low-emissions development pathways or are supporting mitigation activities and b. improving climate change adaptation and disaster resilience	a. 27 investments worth \$183,137,341 b. 76 investments worth \$361,588,203	   
Number and value of investments which are promoting/delivering nature-positive outcomes	18 investments worth \$75,571,577	   
Number of people using: a. basic or safely managed drinking water services b. basic or safely managed sanitation services and/or a handwashing facility with soap and water	a. 2,076,869 b. 1,962,081	

Maritime security


Measure	2023–24 result	Relevant SDG
Australian support (including through technical assistance, capacity building and data/information sharing) contributes to partner countries' resilience and ability to manage their maritime domains and marine resources	38 countries	 

Connecting partners with Australian and regional architecture

Strengthening leadership

Measure	2023–24 result	Relevant SDG
Number of people who successfully complete a tertiary or technical/vocational course or work-related training	1,903 completions of Australia Awards courses 538,621 course/training completions supported through programs other than Australia Awards	
Number and percentage of alumni participating in mutual collaborations between their country and Australia, after completion of an Australia Award.	167 (28.5%) for Australia Awards long courses and 184 (25.8%) for Australia Awards short courses	

Labour mobility


Measure	2023–24 result	Relevant SDG
Number of PALM workers and total remittance flows per year per country	33,193 PALM workers on average. It is estimated PALM scheme workers sent home an average of \$1,500 each per month during their deployment in 2023– 24.	

Strengthening regional architecture



Measure	2023–24 result	Relevant SDG
ASEAN – Examples of support to ASEAN	Australia supported 116 activities that strengthened ASEAN regional architecture. For example, the \$80 million ASEAN–Australia Counter Trafficking Program works with ASEAN bodies to strengthen justice responses to trafficking while advancing victims’ rights in the ASEAN region.	
Pacific regional – Examples of support to Pacific regional organisations such as the Pacific Islands Forum (PIF), the Pacific Community (SPC), Forum Fisheries Agency (FFA), and the Secretariat of the Pacific Regional Environment Programme (SPREP)	Australia supported 47 activities in 14 countries and four territories, that strengthened regional architecture through Pacific regional organisations. For example, in June 2024 the Australian-funded Pacific Security College hosted the inaugural Pacific Regional and National Security Conference in Fiji with nine Pacific partner organisations. The Conference featured a futures exercise on Pacific security cooperation centred on the 2050 Strategy for the Blue Pacific Continent, reinforcing the value of regional action and fostering regional collaboration across technical sectors.	

Generating collective action on global challenges


Multilateral engagement

Measure	2023–24 result	Relevant SDG
Assessment of performance against Australia’s objectives, from periodic multilateral performance assessments	Multilateral performance assessments were reinstated during the reporting period and will be completed every two years for eligible funding partnerships	

Trade

Measure	2023–24 result	Relevant SDG
Increased capacity of our partner countries to participate effectively in rules-based trade and economic architecture	45 countries	
Number of countries supported to engage productively with the multilateral trading system	40 countries	

Emergency assistance

Measure	2023–24 result	Relevant SDG
Number of marginalised women, men, girls and boys provided with emergency assistance in conflict and crisis situations.	8,569,701 ²³	

23 This is lower than last year’s figure, largely due to the end of emergency assistance activities related to the COVID-19 pandemic.

Annex B: Contributions to Australia's development program delivered by other Australian Government departments and agencies

Australia's development program reflects a whole-of-government effort, including delivery by DFAT and other government departments and agencies. Examples of programs delivered by a range of different departments and agencies in 2023–24 have been highlighted throughout this report. This annex provides further information on the contribution made by departments and agencies other than DFAT to Australia's development cooperation.

The ODA direct appropriation figures listed for each government department or agency do not include non-ODA funding or funding provided by DFAT to other government departments to deliver activities. However, the description of activities may include reference to activities funded by non-ODA or DFAT funding.

Attorney-General's Department

ODA direct appropriation: \$3.3 million

The Attorney-General's Department (AGD) and portfolio (including the Australian Federal Police, reported separately below) work to achieve a just and secure society by maintaining and improving Australia's law, justice, security and integrity frameworks. The portfolio also delivers targeted programs and activities that support international and regional partners, including in the Indo-Pacific, to develop their law and justice, and policing sectors. AGD delivers capacity building and technical assistance that supports partner governments to strengthen and implement legal and policy responses to human trafficking and other forms of modern slavery.

The AGD Pacific Law and Justice Program, partially funded under the Pacific Police Development Program, which is delivered in partnership with the AFP, provides technical assistance on legal policy and law reform. This is helping to build capacity of international and regional partners to develop and implement legislation and policies on policing and criminal law in the Pacific. In 2023–24, the program:

- delivered a six-week intensive Pacific Legal Policy Twinning Program, including support to develop a governance framework for the rollout of CCTV in Apia, Samoa, to strengthen public safety, and development of sentencing guidelines for offenders convicted of SGBV offences

- supported alumni of AGD's Pacific Legal Policy Champions and Twinning programs to deliver the Legal Policy Development Course to counterparts in Kiribati (17 officers), Papua New Guinea (20 officers), Samoa (48 officers), Solomon Islands (45 officers), Tonga (51 officers) and Tuvalu (39 officers), with AGD officers also delivering the course in the Federated States of Micronesia (14 officers) and Republic of Marshall Islands (11 participants)
- supported Australia's contribution to the Pacific Islands Law Officers' Network, a regional network of senior Pacific law and justice officials from 19 countries and territories promoting justice and the rule of law. This included provision of strategic, administrative, financial and logistics support on activities delivered under the network's strategic plan, which prioritises cybercrime, SGBV and corruption.

AGD's Indo-Pacific Child Protection Program works with Pacific and Southeast Asian partners to strengthen measures to combat child sexual exploitation and abuse in the region. During the reporting period, the Indo-Pacific Child Protection Program supported UNICEF Thailand to deliver two workshops to Thai prosecutors on child sexual exploitation and abuse, supported UNICEF to deliver the 2023 ASEAN ICT Forum on Child Online Protection, delivered a series of workshops on online child sexual exploitation and abuse issues to legislators in the Philippines, and completed AGD's environmental scan of child sexual exploitation and abuse in Pacific island countries.

In November 2023, lawyers from the office of the Australian Government Solicitor delivered five days of pro bono training on legal analysis, research, writing and statutory interpretation skills in Port Moresby to lawyers from the Papua New Guinea Department of Justice and Attorney-General.

Over the course of 2023–24, lawyers from the office of the Australian Government Solicitor also consulted with relevant government officials in the Pacific about their legal training needs and prepared training materials to undertake:

- training on legal research, writing and statutory interpretation skills, and public speaking and presentation skills, delivered in July 2024 to lawyers from the Papua New Guinea Department of Justice and Attorney-General
- training on procurement and contracting, delivered in October 2024 to the Papua New Guinea Department of Justice and Attorney-General

- training on legal reasoning and analysis, statutory interpretation and legal writing, delivered in November 2024 to lawyers from the Vanuatu Ministry of Justice and Community Services
- planning for legal training to lawyers from the Solomon Islands Public Solicitor's Office.

Australian Centre for International Agricultural Research

ODA direct appropriation: \$112.8 million

Australian Centre for International Agricultural Research (ACIAR) is the Australian Government's specialist agricultural research-for-development agency and actively contributes to Australia's overall development cooperation objectives by facilitating and funding international agricultural research partnerships and capacity development programs. ACIAR also fosters global research collaborations with multilateral partners, including international agriculture research centres, regional research institutions and funding foundations.

These partnerships and programs are increasing smallholder productivity and profitability, and improving the livelihoods of rural households. They also support biosecurity, pest and disease control; market access; gender equity; and food and nutrition security. They support partner countries in the Pacific, Southeast Asia, South Asia and Eastern and Southern Africa.

Strengthening relationships with partner countries was a key focus for ACIAR in 2023–24. Collaborative consultations with country partners were held to improve understanding of existing and emerging food system issues and natural resource challenges. Discussions clarified research and capacity development priorities and areas where the Australian innovation and research system has complementary strengths, and where ACIAR can provide the best support.

ACIAR has also been engaging closely with partner countries to gain insights on how climate change is impacting their agricultural and food systems. This engagement also aims to help ACIAR better understand where it is best placed to invest in research that builds climate resilience and empowers research partners to lead adaptation and mitigation efforts.

Some key achievements and highlights of ACIAR's contributions in 2023–24 are summarised below.

- Research from an ACIAR project with Griffith University in the Philippines provided evidence that intercropping increases farm productivity and is an effective way to improve climate resilience and soil fertility. Researchers are working with smallholder

farmers to improve their household incomes through sustainable rubber-based intercropping and farm management systems.

- Supporting regional collaboration and knowledge-sharing, ACIAR brought together agricultural scientists, policymakers and private sector leaders from Africa and the Pacific to share insights and learn from each other as part of a highly successful black soldier fly initiative. The long-running research by African researchers at the International Centre of Insect Physiology and Ecology has discovered how insects, such as black soldier flies, can help farmers turn food waste into high-protein animal feed and fertiliser, with minimal impact to the environment. The new businesses (led by Kenyan women and youth) founded as a result of the black soldier fly project have created inspirational mentors who are now sharing their learnings and experience with Pacific women and youth.

Australian Federal Police

ODA direct appropriation: \$46.2 million

By focusing on building the capability of partner policing organisations, the Australian Federal Police (AFP) works to achieve shared policing outcomes through bilateral policing partnerships, programs, networks and other regional mechanisms. This helps strengthen peace, security and prosperity in the Indo-Pacific region.

As part of efforts to enhance regional mechanisms, an AFP inspector is seconded to the Pacific Islands Chief of Police Secretariat (PICP-S) in Wellington, New Zealand, as an executive coordinator. In this role, the AFP seconded officer supports the priorities and deliverables of the PICP. Additionally, the AFP manages and delivers the Pacific Community for Law Enforcement Cooperation, the Pacific Forensics Working Group, the Pacific Police Training Advisory Group and Cyber Safety Pasifika, each of which is a PICP initiative. Pacific Police Development Program – Regional also provides a range of other supports to the PICP, including funding for its conferences and executive leadership team meetings, and support for the Women's Advisory Network.

The AFP's bilateral policing partnerships have strong foundations built on mutual respect and collaboration, working together to achieve shared outcomes and supporting policing capabilities such as cybercrime and investigation skills. This strengthens operational effectiveness for combating issues such as transnational serious and organised crime, terrorism and violent extremism, and human and drug trafficking.

As a policing partner, the AFP focuses on building capability in the areas that partners see as their greatest

priority and where AFP is best placed to support. At times, the AFP will pivot focus to ensure partners have the right support to manage opportunities or challenges they may face. This may not always align with areas forecast at the start of a program. However, it does allow the AFP to provide support that is more aligned to emerging priorities.

The Papua New Guinea – Australia Policing Partnership has a long tradition of collaboration based on shared policing principles between the Royal Papua New Guinea Constabulary (RPNGC) and the AFP. The partnership has gone from strength to strength, with activities completed in previous phases resulting in significant achievements in this period. In 2024, the partnership supported the RPNGC with training, including placements with Queensland Police and further study at the Australian Institute of Police Management. RPNGC's Officer Cadet Program has already shown how shared knowledge and practices can add depth and professionalism to training.

Australian Government Department of Agriculture, Fisheries and Forestry

ODA direct appropriation: \$17.6 million

Under the strategic guidance of the National Biosecurity Strategy and the Pacific Biosecurity Strategy (2022–2027), the Australian Government Department of Agriculture, Fisheries and Forestry (DAFF) is enhancing biosecurity partnerships across the Indo-Pacific region. This includes strengthening the biosecurity capability of our regional biosecurity counterparts, building on longstanding bilateral relationships, technical exchange and regional collaboration.

Biosecurity cooperation

Multiple strategic partnerships and technical programs are managed by the Australian Chief Veterinary Officer (ACVO) and the Australian Chief Plant Protection Officer (ACPPPO), designed to strengthen disease surveillance and response, and biosecurity systems in the Indo-Pacific region. These programs and partnerships engage the Pacific Community (SPC), the World Organisation for Animal Health (WOAH), the UN Food and Agriculture Organization, the International Plant Protection Convention and bilateral partners such as Papua New Guinea, Timor-Leste, Solomon Islands, Fiji, Vanuatu and Indonesia.

For example, Australia is supporting Timor-Leste with its capacity to meet international sanitary and phytosanitary standards to facilitate safe trade in agricultural products. The Timor-Leste Biosecurity Development Program 2023–26 is co-designed and co-delivered between counterparts in Timor-Leste's

Ministry of Agriculture, Livestock, Fisheries and Forestry, the ACPPPO and the ACVO. The program has improved the consistency of Timor-Leste's biosecurity system by supporting national, regional, community and industry collaboration on biosecurity, and strengthening technical, operational, organisational and institutional capacity and capability.

Through the office of the ACVO, DAFF supported Pacific island countries, Timor-Leste and Indonesia to build the capacity of the animal health workforce and mitigate the risk of emergency animal disease entry and spread. In 2023–24, the ACVO continued to improve preparedness for key animal diseases including avian influenza, lumpy skin disease, rabies and foot-and-mouth disease, as well as supporting the response to animal disease outbreaks such as dog-mediated rabies, very virulent infectious bursal disease and African swine fever. Working regionally through the Pacific Heads of Veterinary and Animal Production Services network, and bilaterally with partners such as Solomon Islands, Papua New Guinea, Timor-Leste and Vanuatu, the ACVO is working to enhance capacity of the regional animal health workforce. Through the WOAHP, the ACVO has invested in the prevention and control of rabies in Southeast Asia, focusing on the mass vaccination of dog populations in Timor-Leste and Indonesia.

The International Plant Health Surveillance Program plays a critical role in pre-border early warning and preparedness for exotic and emerging plant pest risks in Timor-Leste, Papua New Guinea and the Solomon Islands. For over two decades, the program continues to work jointly with plant biosecurity officials across these three countries to improve capacity and capability by building technical skills in plant pest field surveillance, diagnostics, preparedness and response.

Both DAFF's plant and animal dedicated Pacific engagement programs contribute to delivery of the DFAT funded, DAFF implemented, Pacific Biosecurity Partnership Program, which is enhancing Australia's contribution to Pacific agricultural sector growth and improving food security through better biosecurity outcomes and market access. Working through the Pacific Plant Protection Organisation (PPPO), and in support of DAFF's history of ensuring the Pacific voice is heard in international plant health forums, a number of PPPO Board approved work program activities are being facilitated through this program. These include a re program was established in 2020 to enhance biosecurity and trade partnerships between Australia and Pacific island countries. This program continues to be crucial to the coordination and implementation of regionally harmonised biosecurity and trade facilitation initiatives.

The DAFF plant and animal Pacific engagement

programs also deliver activities under the Solomon Islands Biosecurity Development Program (SIBDP), which is a bilateral biosecurity development and technical capacity building project, initiated in April 2013 under Australia's international aid and development strategy. The program is managed by DAFF and funded by DFAT. The program is crucial to building improved animal and plant health, production, and biosecurity capacity and capability. The program aims to strengthen safeguard measures for Solomon Islands' biosecurity and facilitate market access and international trade. Entering its third phase in December 2021, the program has embedded DAFF staff within Biosecurity Solomon Islands to support implementation of previous outcomes and achievement of additional identified gaps in biosecurity-related capacity development across animal and plant health.

Australian Government Department of Climate Change, Energy, the Environment and Water

■ ODA direct appropriation: \$3.3 million

Biodiversity

The Department of Climate Change, Energy, the Environment and Water (DCCEEW) manages Australia's engagement in the Convention on Biological Diversity, including providing core contributions to the Kunming-Montreal Global Biodiversity Framework. This includes advocacy for implementation efforts by developing countries – particularly for small island developing states – through Australia's engagement in international coalitions such as the High Ambition Coalition for Nature and People, which supports developing countries to meet the framework's target of conserving and protecting 30 per cent of the world's land and 30 per cent of the world's ocean by 2030.

Convention on International Trade in Endangered Species of Wild Flora and Fauna

In 2023–24, DCCEEW contributed to the core budget of the Convention on International Trade in Endangered Species of Wild Flora and Fauna (CITES), an international agreement between governments that aims to ensure that international trade in animals and plants (and products made from them) does not threaten the survival of wild species.

Blue Carbon Accelerator Fund

The Blue Carbon Accelerator Fund supports the development of coastal blue carbon ecosystem restoration and conservation projects in developing countries, and paves the way for private sector finance. The fund was established by DCCEEW through a

\$7.25 million (non-ODA) grant award to the International Union for Conservation of Nature (IUCN) in February 2022. Australia is working in partnership with the IUCN to deliver the fund. The fund is providing readiness support for implementation and future private sector finance to eight projects in Benin, Indonesia, Madagascar, Malaysia, Peru and the Philippines. Implementation support is funding four on-the-ground blue carbon ecosystem projects in Indonesia and Papua New Guinea. These locally led projects tackle on-the-ground blue carbon ecosystem restoration and are applying the UN System of Environmental Economic Accounts framework to compile and report relevant social, economic and environmental baseline data in formats that are compatible with international statistical standards.

Kokoda Initiative

DCCEEW maintains a strong friendship with the Government of Papua New Guinea and the Conservation and Environment Protection Authority (CEPA). More than 13 years ago, DCCEEW and CEPA established the flagship Kokoda Initiative bilateral program. The program has benefited communities along the Kokoda Track, the trekking industry and the environment. DCCEEW works with CEPA to support Track communities in their management for sustainable livelihood development and conservation of their customary land, much of which has global biodiversity significance as well as cultural and military heritage values.

Pacific Ocean Litter Project

DCCEEW works closely with the Secretariat of the Pacific Regional Environment Programme to deliver the DFAT-funded, \$16 million, 9-year Pacific Ocean Litter Project, which promotes the refusal, reduction and replacement of single-use plastic.

Arafura and Timor Seas Ecosystem Action Programme

DCCEEW is the focal point for Australia's support of the Arafura and Timor Seas Ecosystem Action Programme, a program that recognises the importance of transboundary cooperation between Australia, Indonesia, Timor-Leste and Papua New Guinea to build the health of the Arafura and Timor seas. Livelihoods are a strong focus of the investments under the program.

The Torres Strait Treaty Environmental Management Committee, for which DCCEEW carries the secretariat, oversees the protection of the environment within and around the Torres Strait Protected Zone, in turn helping to protect the traditional ways of life and livelihoods of Torres Strait Islanders and coastal Papua New Guinean people.

DCCEEW is the focal point for Australia's involvement in the World Heritage Convention. DCCEEW makes annual contributions to the UNESCO World Heritage Fund, in line with Australia's obligations under the Convention.

In 2023–24, DCCEEW also supported a range of activities to enhance Indigenous Peoples' participation in world heritage. It provided financial assistance for the International Expert Workshop on Recognising and Respecting Indigenous Peoples' Heritage Values in World Heritage sites in Geneva from 17 to 19 January 2024. This funding facilitated the attendance of Indigenous participants from ODA-eligible states parties at the expert workshop and assisted the International Indigenous Peoples' Forum on World Heritage with the costs of hosting the event. Indigenous participants from Suriname, Mexico, India, Thailand, Nepal, the Philippines, Tanzania, Burundi, Colombia and Guatemala received financial assistance to attend the expert workshop.

DCCEEW subsequently provided funding for a side event at the 46th Session of the World Heritage Committee (New Delhi, July 2024) on the World Heritage Convention and the Demonstration of Free, Prior, and Informed Consent. The side event was organised jointly by the World Heritage Centre and the Indigenous Peoples' Forum on World Heritage. Australia's funding enabled Indigenous delegates from ODA-eligible states parties to participate in the side event and assisted with administrative costs.

Climate Action for World Heritage through Capacity Development Project

Australian funding (\$510,000) supported the first phase of the Climate Action for World Heritage through Capacity Development Project in 2023–24. This funding supported the World Heritage Centre, the International Centre for the Study of the Preservation and Restoration of Cultural Property, International Council on Monuments and Sites and IUCN to develop standardised guidance and a toolkit to assist World Heritage property managers globally to respond to the impacts of climate change on World Heritage and strengthen management practices which will enhance protections for biodiversity and ecosystems. Phase two of this project is underway and case studies will be available once the draft toolkit is trialled in the next 18 months.

Energy Transition Frameworks support

DCCEEW provided \$1.89 million to the University of New South Wales to undertake a range of activities in

the Pacific that support the development of accelerated energy transition pathways. Funding includes support for running the Pacific Power Association annual conference, development of the Pacific Green Hydrogen Strategy (final report release early 2025), and bilateral collaboration with Vanuatu and Solomon Islands to develop energy transition frameworks and planning tools.

Annual contribution to the Environment Fund

In line with Australia's obligations as a United Nations Environment Programme (UNEP) member country, DCCEEW provides funding towards Australia's assessed voluntary-indicative scale of contribution each calendar year. This contribution goes to UNEP's Environment Fund, which funds UNEP's core work. UNEP's work is well aligned with the Government's nature-positive agenda. In 2023, Australia contributed \$1.5 million to the Environment Fund and will contribute the same in 2024. In contributing funding in 2023, Australia noted that it wanted funding to be directed to supporting strong outcomes on the environment at the Sixth Session of the UN Environment Assembly (UNEA-6), which took place from 26 February to 1 March 2024.

Our engagement at UNEA-6 allowed Australia to help shape UNEA's work program and pursue global action relating to the ocean, biodiversity and waste. Engagement in UNEP also supports multilateralism, allows us to share Australia's technical expertise and experience, and strengthens partnerships including with our region.

Australian Government Department of Employment and Workplace Relations

ODA direct appropriation: \$7.8 million²⁴

The Department of Employment and Workplace Relations (DEWR) jointly manages the Pacific Australia Labour Mobility (PALM) scheme with DFAT. Other agencies, such as the Fair Work Ombudsman, the Department of Home Affairs, Australian Border Force and the Australian Taxation Office, also contribute to implementing and safeguarding the integrity of the scheme.

The PALM scheme remains an important temporary migration program providing employment opportunities for workers from Fiji, Kiribati, Nauru, Papua New Guinea, Samoa, Solomon Islands, Timor-Leste, Tonga, Tuvalu and Vanuatu, while also delivering a skills and remittance dividend back to sending countries. PALM scheme workers are employed in unskilled, low-skilled and semiskilled

²⁴ No ODA direct appropriation was provided for DEWR's delivery of PALM; however, non-ODA or ODA funding from other agencies such as DFAT was used to implement offshore, strategic policy and pilot program activities. The direct appropriation amount denoted here refers to a proportion of Australia's core contribution to the International Labour Organization, which is ODA eligible.

jobs across rural and regional Australia, and nationally for agriculture and select agriculture-related food product manufacturing sectors.

DEWR is responsible for the management of domestic activities of the PALM scheme, all of which was successfully insourced into DEWR on 1 January 2024. DEWR now offers dedicated worker support teams that are responsible for looking after the wellbeing of PALM workers, and dedicated approved employer relationship and assessment teams that support and manage approved employers to link with PALM workers to fill labour shortages. Enabling and support teams are responsible for ensuring there is consistent engagement across the PALM scheme, and for delivering on the Government's policy position to ensure there are mutual benefits to participating countries.

The Approved Employer Deed and Guidelines were established on 26 June 2023, which provide consistent protections for PALM workers coming to Australia. Assurance and compliance activities are conducted to educate, encourage and enforce PALM scheme employers so that they adhere to these guidelines.

Following a data quality review in the first half of 2024, DEWR now publishes PALM scheme data. The review highlighted a discrepancy in previously reported data, resulting in an overstatement of the total number of PALM workers in Australia in previous reports. As at June 2024, there were 34,230 PALM workers in Australia.

Australian Government Department of Health and Aged Care

ODA direct appropriation: \$15.0 million

The Department of Health and Aged Care (DHAC) engages in international activities targeted to support greater global health security, improved regional capabilities and a stronger global health architecture.

DHAC, in partnership with DFAT, provides \$50 million of financial support to the Coalition for Epidemic Preparedness Innovations (CEPI) to strengthen global health security. CEPI's mandate is to fund research and development of vaccines for pathogens of epidemic and pandemic potential and support access to such vaccines for low and lower-middle-income countries.

Australia contributes towards strengthening the global health architecture through its active engagement with multilateral organisations. This includes DHAC paying Australia's assessed contribution to the WHO, 18.8 million in 2023–24, with 76% of this amount being ODA eligible. This helps to deliver strengthened health systems, contributes to global health research, influences global health reform, and shapes the development of international norms and standards.

DHAC funding to the UN Office of Drugs and Crime

(UNODC) and Joint Global Programme (JGP) continues to support activities that improve access to controlled medicines in low and middle-income countries.

Australia's agreement with the UNODC, still current in 2023–24, is facilitating the JGP's implementation in Indonesia, Fiji and Timor-Leste to improve regional capabilities. The UNODC has worked closely with international organisations and national governments through the JGP to form a deeper understanding of the specific situation, existing gaps and challenges facing each country, to develop a way forward and plan of action. In addition, the UNODC has run a series of workshops for government representatives and healthcare workers, assisted in developing palliative care strategies, and developed and disseminated a series of training materials to build capacity of healthcare workers.

- In Fiji, work included implementing training activities with WHO specialists on essential medicines to deliver high impact, sustainable care. UNODC facilitated a workshop with stakeholders to draft recommendations for a national palliative care strategy.
- In Timor-Leste, the UNODC held a training workshop for nurses and health professionals to expand capacity on the use of controlled medicines for medical purposes, while preventing diversion and non-medical use. Participants included representatives from leading palliative care hospitals, palliative care nurses, government agencies, and members from the National Directorate of Pharmaceuticals.
- In Indonesia, UNODC has supported the development of positive partnerships and conducted a review of policies and legislation at the national level related to hospitals, pharmacy settings and the supply chain.

Australian Government Department of Industry, Science and Resources

ODA direct appropriation: nil

Although the Department of Industry, Science and Resources (DISR) is not responsible for expenditure of ODA, DISR and portfolio agencies contribute strongly to international science, innovation, industry and resources cooperation in the Indo-Pacific region through partnerships aimed at boosting collaboration, commercialisation and use of Australian research and development. These programs aim to facilitate investment in science and technology, grow innovative and competitive businesses, industries and regions, and support a strong resources sector. DISR works directly and through its portfolio agencies, including the Australian Nuclear Science and Technology

Organisation (ANSTO), Australian Space Agency, Geoscience Australia, IP Australia and the National Measurement Institute (NMI).

Highlights from non-ODA development activities in 2023–24 include:

- **ANSTO** builds regional capacity through the work of its leading nuclear science and technology experts and its nuclear science infrastructure. ANSTO is working with the Forum for Nuclear Cooperation in Asia to combat food fraud and increase food security using nuclear technology in our region. It delivers regional training courses with Australian partners to improve human health and agricultural outcomes through the Regional Cooperative Agreement for Research, Development and Training Related to Nuclear Science and Technology for Asia and the Pacific – which ANSTO chaired for a year until May 2024. ANSTO supports the International Atomic Energy Agency (IAEA)’s Subregional Approach to the Pacific Islands program, through facilitating regional training workshops in the application of nuclear science and technology to advance the SDGs. As an IAEA collaborating centre, ANSTO has coordinated multiple IAEA fellowships and scientific visits from Thailand, Nepal, Vietnam, Argentina and Brazil to Australia across agriculture, human health and radiation protection. These visits have supported our partner countries to build their capacity in the nuclear science and technology sector as well as supporting gender equality outcomes, with 70 per cent of participants being female.
- **NMI** helps build the metrological capabilities of regional partners through the Asia Pacific Metrology Programme and the Asia Pacific Legal Metrology Forum. These bring together national metrology institutes and legal metrology authorities, respectively, from the Asia-Pacific to improve regional scientific measurement capabilities and support regional harmonisation of regulatory frameworks in the region. This delivers on the Australian Government’s commitment to strengthen scientific capabilities of Indo-Pacific partners, reduce technical barriers to trade, support the import of goods and products into Australia, and facilitate Australian business and industry to work in regional markets.
- The Earth Observation for Climate Smart Innovation Initiative launched by **Geoscience Australia** and CSIRO strengthens regional collaboration between Australia and Southeast Asian scientists, students and innovators to build market interest for products and services that use geospatial technology and

Earth observation to address the impacts of climate change. Geoscience Australia is also working with counterparts in Timor-Leste to support capability building in the management of the geophysical and geological data and samples.

Australian Government Department of Infrastructure, Transport, Regional Development, Communications and the Arts

ODA direct appropriation: \$4.5 million

The Department of Infrastructure, Transport, Regional Development, Communications and the Arts (DITRDCA) provides approximately \$1.04 million in annual funding to the International Telecommunication Union (ITU) and \$178,000 to the Asia-Pacific Telecommunity (APT) to support telecommunications/ICT capacity-building projects in the Asia-Pacific. This funding is part of Australia’s annual contributions to both organisations.

In collaboration with the ITU and the APT, DITRDCA supports activities that deliver tangible and enduring outcomes for countries in the Asia-Pacific, and encourages telecommunications/ICT solutions based on local contexts in collaboration with relevant experts and stakeholders.

During 2023–24, DITRDCA in cooperation with the ITU and the APT:

- delivered the ITU Child Online Protection for Asia Pacific project (project closure date March 2024)
- delivered the APT Expert Mission in Kiribati – a review of the National ICT Policy for Digital Inclusion
- commenced four ITU multi-year capacity-building projects:
 - › accelerating digital transformation in Bhutan, Laos and Papua New Guinea by assisting in the development of whole-of-government digital transformation strategies/policies and e-government platforms and application (2023–25)
 - › accelerating digital transformation in the Pacific by conducting a study to outline options for a sustainable approach to addressing the telecommunications/ICT development needs of Pacific small island developing states (2024–25)
 - › strengthening the meaningful participation of Pacific and Southeast Asian developing countries (with a focus on women and youth) in international telecommunication conferences by providing preparatory training and travel fellowships (2024–25)

- › developing recommendations for regulatory frameworks for the governance of e-waste management in Thailand and Mongolia (2024–25).
- commenced an APT expert mission to Samoa to assist in the conduct of a review of Samoa’s ICT policy.

DITRDCA is also active in developing postal services in the Asia-Pacific region. In 2022, DITRDCA and Australia Post established the Pacific Postal Development Partnership, which aims to boost the efficiency and security of postal services between Australia and the Pacific, benefiting consumers and businesses – including the estimated 200,000 people with Pacific heritage living in Australia.

In 2022, DITRDCA provided a \$450,000 contribution to Australia Post to target improvements to postal systems, processes, technology and training in the region over three years. This funding is being supplemented by Australia Post’s expertise and in-kind support, including equipment to help meet the needs of Pacific postal operators.

Commonwealth Scientific and Industrial Research Organisation

ODA direct appropriation: nil

The Commonwealth Scientific and Industrial Research Organisation (CSIRO), Australia’s national science agency, works closely with Australian Government departments and agencies, as well as other government, business, research and local community partners to develop innovative, science-based responses to priority challenges in the Indo-Pacific region. CSIRO also boosts the science, technology and innovation capabilities needed to build future resilience and sustainable growth across the region.

CSIRO leads a range of ODA programs that are funded through the ODA appropriations of other Australian Government agencies, including on climate change, the blue economy, plastic waste, health, food and water security, and energy transition. CSIRO draws on its non-ODA budget to maintain and build relationships with key regional institutions and collaborate on regional and international initiatives and events.

CSIRO develops its non-ODA-funded partnerships with long-term development impact in mind and seeks to leverage and connect non-ODA and/or domestic partnerships to boost the impact of ODA-funded initiatives. CSIRO has drawn on non-ODA funding, capabilities and expertise, and its diverse partners, to amplify the scope and impact of Australia’s ODA-funded programs in the region.

Examples of activities in 2023–24 include the following.

- CSIRO’s Australian Centre for Disease Preparedness (ACDP) continued five projects focused on strengthening diagnostic and surveillance systems and processes to prevent, detect and respond to animal and human health disease threats across Southeast Asia and the Pacific. These are part of the DFAT-CSIRO Strategic Partnership funded by DFAT’s Partnerships for a Healthy Region initiative. This work builds on the longstanding regional partnership of the ACDP and Australia’s animal health laboratories in the region.
- CSIRO continued partnerships with India on cutting-edge research and technology in areas aligned with the region’s development objectives including promoting economic growth and accelerating the energy transition. This included research collaboration in a new National Circular Economy Roadmap, green hydrogen, and food system resilience. Under the DFAT-funded Sci-Tech4Climate Partnership, CSIRO continued to focus on the adoption of climate smart agricultural production technologies to improve farmers’ livelihoods in India and Bangladesh, while empowering women farmers to tap new resources and access new opportunities in the industry.

Treasury

ODA expenditure: \$66.4 million

Treasury’s ODA-eligible expenditure supports multilateral development banks (MDBs) that contribute to development outcomes. In 2023–24, Treasury made final payments towards previously agreed capital increases to the International Bank for Reconstruction and Development and the International Finance Corporation, which are part of the World Bank Group.

The World Bank provides the largest official source of global international development finance and continues to be a trusted development partner for Australia.

Annex C: 2022 Development Evaluation Plan summary outcome

In 2023–24, 47 evaluations were completed and 43 published on the DFAT website with a management response.

Pacific

Country/region	Evaluation
Pacific Regional	Evaluation of the Pacific Association of Supreme Audit Institutions (PASAI) delivery against its 2014-2024 Strategy
Pacific Regional	Empowering Migrants through Pacific Remittances (EMPR) Independent Mid-Term Review
Pacific Regional	SPC Division of Fisheries, Aquaculture and Marine Ecosystems Evaluation of DFAT Funding Support
Pacific Regional	Pacific Labour Facility Independent Evaluation
Pacific Regional	Pacific Girl Mid-Term Review 2023
Papua New Guinea	Accelerated Immunisation and Health Systems Strengthening Program (AIHSS) Evaluation
Papua New Guinea	Sexual and Reproductive Health Integration Project Evaluation
Papua New Guinea	Evaluation of Clinical Support Program, Papua New Guinea
Papua New Guinea	Partnering for Stronger Families (PSF) Evaluation
Papua New Guinea	Health Portfolio Plan Mid-Term Review
Papua New Guinea	Evaluation of Supporting Elections in Papua New Guinea (SEP) Program
Papua New Guinea	Economic and Social Infrastructure Program Mid-Term Review
Solomon Islands	Mid-Term Review of the Education Sector Support Program in Solomon Islands
Solomon Islands	Strongim Bisnis Program (Phase 2) Final Evaluation
Solomon Islands	Mid-Term Review of World Vision Solomon Islands Gender Programming: Community Channels of Hope (for Gender) and Gender Equality Project
Solomon Islands	End-of-Facility Evaluation for the Australia-Solomon Islands Resource Facility (ASIRF)
Fiji	Fiji Recovery and Resilience Budget Support 2020-23 Evaluation
Vanuatu	Mid-Term Review Vanuatu Australia Policing and Justice Program
Vanuatu	Mid-Term Review Report Vanuatu Australian Health Partnership (VAHP)
Samoa	Samoa Disability Partnership Program (SDPP) End of Investment Evaluation

Southeast Asia

Country/region	Evaluation
Indonesia	Australia-Indonesia Partnership in Disaster Risk Management SIAP SIAGA Mid-Term Review
Indonesia	Mid-Term Review (MTR) of the Sustainable Infrastructure Assistance Program, Phase 2 (SIAP2)
Indonesia	Australia Indonesia Health Security Partnership Mid-Term Review

Country/region	Evaluation
Indonesia	End of Program Review Provincial Road Improvement and Maintenance (PRIM) Program
Philippines	Philippine Civil Maritime Security Program (Phase 1) Mid-Term Review
Philippines	Education Pathways to Peace in Mindanao Mid-Term Review
Philippines	Responding to the Needs of the Most Vulnerable Population Affected by Disasters and Conflict through Emergency Relief and Cash Assistance (Philippines) Midterm Review
Philippines	Research for Inclusive Development Initiative (RIDI) of the Department of Foreign Affairs and Trade (DFAT) Independent Strategic Review (ISR)
Vietnam	Mid-Term Review of the Viet Nam Provincial Governance and Public Administration Performance Index (PAPI) Research and Advocacy Programme
Vietnam	Aus4Skills Phase 2 Mid-Term Review
Vietnam	Cao Lanh Bridge Impact Evaluation
Cambodia	Mid-Term Review of the Clearing for Results IV Project
Southeast Asia Regional	Malaysia and Thailand Reform Partnerships End of Program Evaluation

South and Central Asia

Country/region	Evaluation
Bangladesh	Endline Evaluation DFAT's 'Skills for Economic Growth and Prosperity' Investment in Bangladesh Implemented by Underprivileged Children's Educational Programs Bangladesh
Sri Lanka	Local Empowerment through Economic Development (LEED+) Project
South and Central Asia Regional	Mid-Term Review of the DFAT South Asia Regional Infrastructure Connectivity Program

Beyond the Indo-Pacific

Country/region	Evaluation
Sub-Saharan Africa	Digital Earth Africa: Independent Evaluation

Global

Program	Evaluation
Humanitarian	End of Grant Evaluation: NCCTRC, QFES and FRNSW
Humanitarian	Evaluation of the Australian Humanitarian Partnership Bangladesh Humanitarian Response Phase III
Humanitarian	Australian Red Cross-Department of Foreign Affairs and Trade (DFAT) Humanitarian Partnership 2019-2024 Mid-Term Review

Sector

Program	Evaluation
Climate Change and Environment	Strengthening the quality and sustainability of water, sanitation, and hygiene services, including in health care facilities (Asia-Pacific) (2018-2022)
Climate Change and Environment	Nature-based Solutions Evaluation
National and Economic Resilience Partnerships	Review of DFAT's Blended Finance Investments

Annex D: Development finance data

This annex provides data supporting the development finance information presented in Chapter 4.

IMA Act loans

Loan	Loan amount (\$ million)	Estimated loan outstanding amount (\$ million) (as at 30 June 2024)	Entered into	Borrower	Interest rate ²⁵	Term
Loan Agreement between the Australian Government and the Government of Indonesia	1,500	1,150.0	November 2020	Government of Indonesia	Australian Government cost of borrowing + margin	15 years
2020 Loan Agreement to the Government of Papua New Guinea	557.5	472.3	November 2020	Government of Papua New Guinea	Australian Government cost of borrowing + margin	15 years
2021 Loan Agreement between the Australian Government and the Government of Papua New Guinea	650	583.2	December 2021	Government of Papua New Guinea	Australian Government cost of borrowing + margin	20 years
2022 Loan Agreement between the Australian Government and the Government of Papua New Guinea	750	728.7	December 2022	Government of Papua New Guinea	Australian Government cost of borrowing	20 years
2023 Loan Agreement between the Australian Government and the Government of Papua New Guinea	600	582.5	December 2023	Government of Papua New Guinea	Australian Government cost of borrowing	20 years

Australian Infrastructure Financing Facility for the Pacific (AIFFP) approved and announced projects

NOTE: Projects listed below exclude those that have not been announced, where financing agreements have not yet been signed, or where they are Pacific Climate Infrastructure Financing Partnership projects. Project amounts also exclude certain committed project costs such as feasibility studies, project administration and monitoring and evaluation costs, capitalised interest and others. Given this, the total value of projects listed does not equal the total value committed to 30 June 2024 (\$1.94 billion listed in Table 4).

²⁵ At the time of drawdown as determined by the daily yield on Australian Government bonds with a 10-year maturity.

Airports Fiji Ltd

An AIFFP loan enabled essential maintenance and capital works at Nadi International Airport and several outer island airports across Fiji. The works included upgrades to air traffic management systems and off-gate aprons to improve capacity for plane parking. Several components of the project are completed, with others still underway. The delivery of the project will facilitate improved serviceability, passenger capacity and safety, as well as greater air connectivity for the entire South Pacific.

On 8 May 2024, ANZ refinanced the AIFFP loan and discharged the AIFFP guarantee. The ANZ refinance represents AIFFP's first fully discharged loan and guarantee.

Sovereign Partner: n/a

Project Partner: Airports Fiji Pty Ltd and ANZ Fiji

Sector: Airports

Loan (\$ million)	Guarantee (\$ million)	AIFFP Grant (\$ million)	Bilateral grant (\$ million)	Total (\$ million)	Interest rate	Tenor (years)	Grace period	Board review	Government approval
6.5	61.9	-	-	68.4	4.25%	5 years	n/a	February 2021	June 2021

East Micronesia Cable (Federated States of Micronesia, Kiribati, and Nauru)

Through the AIFFP, Australia has partnered with Japan and the United States to provide a grant of \$65.0 million to the Federated States of Micronesia, Kiribati and Nauru to improve internet connectivity via a new submarine cable and supporting infrastructure. The cable will provide faster, higher quality and more reliable internet to more than 100,000 people in the three countries. While internet access is currently available through satellite connectivity, capacity, speed, cost and reliability fall short of the countries' needs and limit economic and development opportunities. The new cable will help increase the availability of digital government services and enable increased trade and employment opportunities through better access to services, information and worldwide markets.

Sovereign Partner: Government of the Federated States of Micronesia, Government of the Republic of Nauru, Government of the Republic of Kiribati

Project Partner: Federated States of Micronesia Telecommunications Cable Corporation, BwebwerikiNET Limited of Kiribati, Nauru Fibre Cable Corporation, Government of Japan and United States Government

Sector: Telecommunications

Loan (\$ million)	Guarantee (\$ million)	AIFFP Grant (\$ million)	Bilateral grant (\$ million)	Total (\$ million)	Interest rate	Tenor (years)	Grace period	Board review	Government approval
-	-	65.0	-	65.0	n/a	n/a	n/a	December 2021	December 2021

Fiji Transport Infrastructure

An AIFFP loan and grant package totalling \$71.9 million is enabling upgrades to more than 1.5 million square metres of road surface and nine bridges across Fiji. Climate data are integrated into all the bridge designs, helping to improve resilience to shocks and stresses. As a result, the bridges will have up to a 100-year design life, with the ability to withstand a one-in-100-year rainfall event. Upon completion, the roads and bridges will improve safety and protect against increased travel time and costs.

Sovereign Partner: Republic of Fiji Government

Project Partner: Fiji Roads Authority

Sector: Transport and urban infrastructure

Loan (\$ million)	Guarantee (\$ million)	AIFFP Grant (\$ million)	Bilateral grant (\$ million)	Total (\$ million)	Interest rate	Tenor (years)	Grace period	Board review	Government approval
57.1	-	14.8	-	71.9	SOFR ²⁶ + 0.93%	15 years	3 years	August 2022	October 2022

²⁶ SOFR is the secured overnight financing rate.

Nauru Airport Rehabilitation

An AIFFP grant of \$30.0 million is funding upgrades to Nauru International Airport. The works include resurfacing of the runway and upgrading critical air traffic control equipment, ensuring the airport continues to meet international standards.

Sovereign Partner: Government of the Republic of Nauru

Project Partner: Government of the Republic of Nauru

Sector: Infrastructure/ Airports

Loan (\$ million)	Guarantee (\$ million)	AIFFP Grant (\$ million)	Bilateral grant (\$ million)	Total (\$ million)	Interest rate	Tenor (years)	Grace period	Board review	Government approval
-	-	39.4	10.0	49.4	n/a	n/a	n/a	February 2022	February 2022

Nui and Niutao Outer Islands Boat Harbour Upgrade Project

AIFFP has partnered with the ADB to support the construction of two new boat harbours in Tuvalu's outer islands, Nui and Niutao, bolstering transport connectivity for passengers and cargo throughout Tuvalu. The critical infrastructure will strengthen Tuvalu's resilience to climate change and deliver significant local job opportunities.

On 15 June 2024, the Nui Island boat harbour was handed over to the Government of Tuvalu.

Sovereign Partner: Government of Tuvalu

Project Partner: ADB

Sector: Maritime

Loan (\$ million)	Guarantee (\$ million)	AIFFP Grant (\$ million)	Bilateral grant (\$ million)	Total (\$ million)	Interest rate	Tenor (years)	Grace period	Board review	Government approval
-	-	21.4	-	21.4	n/a	n/a	n/a	May 2023	June 2023

Palau Independent Power Producer - Solar Generation and Battery Energy Storage System

An AIFFP funding package is enabling the construction of a solar facility and battery storage system at Ngatpang on Babeldaob island in Palau. The plant is expected to deliver 23,000 megawatt hours per year to the grid network, or up to 20 per cent of Palau's power needs. Upon completion, this will help to reduce Palau's dependency on imported diesel for power generation and help the country move towards greater energy self-sufficiency through renewable sources.

Sovereign Partner: n/a

Project Partner: Solar Pacific Pristine Power Inc.

Sector: Energy

Loan (\$ million)	Guarantee (\$ million)	AIFFP Grant (\$ million)	Bilateral grant (\$ million)	Total (\$ million)	Interest rate	Tenor (years)	Grace period	Board review	Government approval
25.7	-	5.7	-	31.4	4.75%	17 years	2 years	September 2020	December 2020

Palau Submarine Cable Branch System Project

Through the AIFFP, Australia has partnered with the Republic of Palau, the United States and Japan to construct a fibre-optic submarine cable system for Palau. The second submarine cable will build on the bandwidth capacity afforded by Palau's first submarine cable, constructed in 2017. The cable will provide increased reliable, secure digital connectivity in Palau.

Sovereign Partner: Republic of Palau

Project Partner: Belau Submarine Cable Corporation, Japan Bank for International Cooperation, United States Agency for International Development and United States Department of the Interior

Sector: Telecommunications

Loan (\$ million)	Guarantee (\$ million)	AIFFP Grant (\$ million)	Bilateral grant (\$ million)	Total (\$ million)	Interest rate	Tenor (years)	Grace period	Board review	Government approval
12.6	-	2.1	0.9	15.6	4.75%	Loan Tranche 1: 1.836%	Loan Tranche 1: 10 years	May 2020	December 2020
						Loan Tranche 2: 2.55%	Loan Tranche 2: 19 years		

Papua New Guinea Laitim Hauslain (Power Sector Development Project)

An AIFFP loan and grant package is enabling the expansion of the electricity distribution grid in Papua New Guinea's Morobe and East New Britain provinces. The work covers medium and low-voltage powerlines, transformers and household meter connections. Through the Laitim Hauslain project, AIFFP and PNG Power Limited are connecting an additional 30,000–40,000 households, schools and health clinics to the electricity grid for the first time.

Sovereign Partner: Government of Papua New Guinea

Project Partner: PNG Power Ltd

Sector: Energy

Loan (\$ million)	Guarantee (\$ million)	AIFFP Grant (\$ million)	Bilateral grant (\$ million)	Total (\$ million)	Interest rate	Tenor (years)	Grace period	Board review	Government approval
73.6	-	18.3	-	91.9	Variable interest rate: SOFR + 1.23%	24 years	5 years	April 2021	March 2022

Papua New Guinea Ramu 1 Hydropower Plant Rehabilitation, Gerehu Substation Development, Smart Metering Infrastructure Installation (PNG Energy)

AIFFP has provided financing to the Government of Papua New Guinea to refurbish the Ramu 1 hydropower station, construct the Gerehu substation, and purchase and install smart meters. Refurbishing Ramu 1 hydropower station will raise its output from 30-35MW back to its design capacity of 75MW and increase the supply of low-cost hydroelectric energy to the Ramu grid.

The construction of a 66 kilovolt (kV) transmission substation at Gerehu on the Port Moresby grid will increase reliability and security of electricity supply in the Waigani area and meet future load growth in the north of the capital. The purchase and installation of smart meters in Papua New Guinea will improve revenue collection and the financial sustainability of PNG Power Limited. AIFFP financing for these three components is combined into a single package, to ease the administrative burden of obtaining approvals from the Papua New Guinean Government.

Sovereign Partner: Government of Papua New Guinea

Project Partner: PNG Power Ltd

Sector: Energy

Loan (\$ million)	Guarantee (\$ million)	AIFFP Grant (\$ million)	Bilateral grant (\$ million)	Total (\$ million)	Interest rate	Tenor (years)	Grace period	Board review	Government approval
171.4	-	42.9	-	214.3	Variable interest rate: LIBOR +0.8	25 years	-	May 2023	November 2023

Papua New Guinea Ports Infrastructure Investment Development

An AIFFP loan and grant package is enabling improvements to selected ports across Papua New Guinea, including upgrading Lae Port to be the key deepwater port servicing the highlands. Upon completion, the ports will support better access to goods, trade and services as well as connectivity across the region.

Sovereign Partner: Government of Papua New Guinea

Project Partner: Papua New Guinea Ports Corporation Ltd

Sector: Maritime

Loan (\$ million)	Guarantee (\$ million)	AIFFP Grant (\$ million)	Bilateral grant (\$ million)	Total (\$ million)	Interest rate	Tenor (years)	Grace period	Board review	Government approval
521.4	-	100.0	-	621.4	Variable interest rate: SOFR + 1.23%	24 years	7 years	November 2021	December 2021

Connect Papua New Guinea - Roads Repair

An AIFFP loan and grant package totalling \$76.3 million is facilitating long-term rehabilitation and maintenance of the Wau Highway in Papua New Guinea. Upon completion, the roads will provide improved safety and increased connectivity to domestic and export markets.

Sovereign Partner: Government of Papua New Guinea

Project Partner: Papua New Guinea Department of Works and Highways

Sector: Transport and urban infrastructure

Loan (\$ million)	Guarantee (\$ million)	AIFFP Grant (\$ million)	Bilateral grant (\$ million)	Total (\$ million)	Interest rate	Tenor (years)	Grace period	Board review	Government approval
61.6	-	14.7	-	76.3	SOFR + 1.23%	23 years	6 years	April 2021	March 2022

Solomon Islands Sasape Shipyard

The Sasape shipyard was in a state of disrepair, with the tenant, Solomon Islands Shipyard Limited (SISL) leasing the land from the Solomon Islands National Provident Fund. AIFFP provided SISL with a loan to purchase the land to allow it to restore the shipyard and develop more advanced slipping services.

Complementing AIFFP's financing support, a bilateral grant through DFAT's Solomon Islands bilateral program has financially supported SISL to upgrade capital works in the shipyard, with project completion expected in July 2025.

Sovereign Partner: n/a (private sector project)

Project Partner: Solomon Islands Shipyard Limited

Sector: Maritime

Loan (\$ million)	Guarantee (\$ million)	AIFFP Grant (\$ million)	Bilateral grant (\$ million)	Total (\$ million)	Interest rate	Tenor (years)	Grace period	Board review	Government approval
7.0	-	-	2.1	9.1	Bank Bill Swap rate (BBSW) + 4.8%	25 years	2 years	October 2022	May 2023

Solomon Islands Tina River Transmission

The Tina River Hydropower Development Project, which will be constructed approximately 20 kilometres southeast of Honiara, will be the Solomon Islands Government's first large-scale public-private partnership. It is the largest renewable energy project in the country. AIFFP financing is supporting a transmission system which includes a 22-kilometre transmission line to connect the Tina River hydropower site to the electricity grid in Honiara. Upon completion, the system will be an enabler of cheaper and more reliable electricity supply in Honiara for residential, business and government customers.

Sovereign Partner: Government of Solomon Islands

Project Partner: Solomon Islands Electricity Authority

Sector: Energy

Loan (\$ million)	Guarantee (\$ million)	AIFFP Grant (\$ million)	Bilateral grant (\$ million)	Total (\$ million)	Interest rate	Tenor (years)	Grace period	Board review	Government approval
15.1	-	17.3	-	32.4	3.05%	24 years	4 years	March 2020	July 2020

Timor-Leste Airport Facility Development

Through a combination of funding from the AIFFP and the DFAT Timor-Leste bilateral program, a number of auxiliary airport assets will be built and maintained, including supporting construction and maintenance of a quarantine building, access roads, a bridge and other infrastructure assets at the Presidente Nicolau Lobato International Airport in Dili. AIFFP has contributed to the project alongside investments from other donors, including ADB and the Japan International Cooperation Agency.

Sovereign Partner: Government of Timor-Leste

Project Partner: ADB, International Finance Corporation, Japan International Cooperation Agency and Partnerships for Infrastructure

Sector: Transport and urban infrastructure

Loan (\$ million)	Guarantee (\$ million)	AIFFP Grant (\$ million)	Bilateral grant (\$ million)	Total (\$ million)	Interest rate	Tenor (years)	Grace period	Board review	Government approval
57.1	-	36.4	7.9	101.4	SOFR + 1.23%	25 years	5 years	September 2022	October 2022

Tonga Nuku'alofa Port Upgrade

Nuku'alofa Port is vital to Tonga's economic recovery and growth, with approximately 98 per cent of Tonga's imports arriving by sea. An AIFFP grant will support the rehabilitation, restoration and upgrading of the port, designed to ensure it will be resilient to the ongoing impacts of climate change.

AIFFP has partnered with the ADB and the Government of Tonga to support the redevelopment which has supported the creation of more than 80 local jobs.

Sovereign Partner: Government of Tonga

Project Partner: ADB

Sector: Maritime

Loan (\$ million)	Guarantee (\$ million)	AIFFP Grant (\$ million)	Bilateral grant (\$ million)	Total (\$ million)	Interest rate	Tenor (years)	Grace period	Board review	Government approval
-	-	31.3	-	31.3	n/a	n/a	n/a	February 2023	March 2023

Tonga Parliament Development

In November 2019, following the destruction of Parliament House by Cyclone Gita, then-Foreign Minister Payne agreed to contribute funds to the Government of Tonga towards the reconstruction of Tonga's Parliament House and Office of the Legislative Assembly.

Sovereign Partner: Government of Tonga

Project Partner: New Zealand Ministry of Foreign Affairs and Trade

Sector: Other

Loan (\$ million)	Guarantee (\$ million)	AIFFP Grant (\$ million)	Bilateral grant (\$ million)	Total (\$ million)	Interest rate	Tenor (years)	Grace period	Board review	Government approval
-	-	13.0	-	13.0	n/a	n/a	n/a	November 2021	March 2022

Tonga Hawaiki Submarine Cable Branch System

The project involves construction of a 383-kilometre undersea telecommunications cable from the branching unit on the Hawaiki trunk cable to the existing cable landing station in Vava'u, Tonga. Tonga currently has one international undersea cable, connecting Fiji to Tongatapu, and a domestic cable connecting Tongatapu and Vava'u.

In 2022, the Hunga Tonga-Hunga Ha'apai underwater volcano erupted resulting in significant damage to Tonga's undersea cable network, and a complete country-wide communications outage until satellite services could be arranged. This significantly hampered humanitarian efforts, and it was several weeks until the international cable was repaired. The project will provide Tonga with a 'redundancy cable' and enhance the resilience of Tonga's telecommunications network. A more resilient and robust network will enhance confidence and assist with implementation of Tonga's National E-commerce Strategy and Roadmap and digital transformation goals.

Sovereign Partner: Government of Tonga

Project Partner: New Zealand Ministry of Foreign Affairs and Trade

Sector: Telecommunications

Loan (\$ million)	Guarantee (\$ million)	AIFFP Grant (\$ million)	Bilateral grant (\$ million)	Total (\$ million)	Interest rate	Tenor (years)	Grace period	Board review	Government approval
-	-	35.6	-	35.6	n/a	n/a	n/a	October 2023	October 2023

Tuvalu Vaka Cable

The project will secure Tuvalu its first undersea telecommunications cable. The cable will provide Tuvalu with primary international submarine cable connectivity, providing enhanced affordability, accessibility, and reliable connectivity for Tuvaluans.

Sovereign Partner: Government of Tuvalu

Project Partner: United States State Department, New Zealand Ministry of Foreign Affairs and Trade, Taiwan Government, Ministry of Foreign Affairs Japan

Sector: Telecommunications

Loan (\$ million)	Guarantee (\$ million)	AIFFP Grant (\$ million)	Bilateral grant (\$ million)	Total (\$ million)	Interest rate	Tenor (years)	Grace period	Board review	Government approval
-	-	3.1	50.0	53.1	n/a	n/a	n/a	March 2024	April 2024

Total

Loan (\$ million)	Guarantee (\$ million)	AIFFP Grant (\$ million)	Total AIFFP (\$ million)
1009.1	61.9	531.9	1602.9

Blended finance

Mechanism	Australian Development Investments	Private Infrastructure Development Group ²⁷	Australian Climate Finance Partnership	Business Partnerships Platform (Phase 2)
Capital expended into mechanism FY 23–24 (\$ million)	26.3	11.4	0	4.4
Investment commitments 2023–24 (\$ million)	7.4	19.1	0	5.2
Private finance mobilised 2023–24 (\$ million)	57.1	12.3	0	3.7
Number of deals 2023–24	2	7	0	17
Total investment commitments (\$ million)	24.3	22.7	42.6	17
Total private finance mobilised (\$ million)	164.5	12.3	159.4	14.2
Total mechanism size (\$ million)	250	97	140	32.8
Instruments used	Equity, loans, TA ²⁸	Guarantees, loans, equity, TA	Equity, loans, TA	Matched grants
Geographic focus	Indo-Pacific	South and Southeast Asia	Indo-Pacific	Indo-Pacific
Investments with a climate focus (%)	20	65	100	63
Investments with a gender focus (%)	100	68	0	82

²⁷ PIDG figures are reported on a calendar year basis (2023). Figures are attributable to DFAT funding, not the overall size of the PIDG.

²⁸ Technical assistance

Acronyms

ACIAR	Australian Centre for International Agricultural Research
ADB	Asian Development Bank
ADI	Australian Development Investments
AFP	Australian Federal Police
AGD	Attorney-General's Department (Australian)
AHP	Australian Humanitarian Partnership
AIFFP	Australian Infrastructure Financing Facility for the Pacific
ANCP	Australian NGO Cooperation Program
ARC	Australian Red Cross
ASEAN	Association of Southeast Asian Nations
ANZ	Australia and New Zealand Banking Group Limited
CEPI	Coalition for Epidemic Preparedness Innovations
CSIRO	Commonwealth Scientific and Industrial Research Organisation (Australian)
CSO	civil society organisation
DAFF	Australian Government Department of Agriculture, Fisheries and Forestry
DCCEEW	Australian Government Department of Climate Change, Energy, the Environment and Water
DEWR	Australian Government Department of Employment and Workplace Relations
DFAT	Australian Government Department of Foreign Affairs and Trade
DHAC	Australian Government Department of Health and Aged Care
DISR	Australian Government Department of Industry, Science and Resources
DITRDCA	Australian Government Department of Infrastructure, Transport, Regional Development, Communications and the Arts
DPP	Development Partnership Plan
FIMR	final investment monitoring report
GBV	gender-based violence
GDP	gross domestic product
GEDSI	gender equality, disability and social inclusion
HIMR	humanitarian investment monitoring report
ICRC	International Committee of the Red Cross
IDA	International Development Association, the concessional arm of the World Bank
IMA Act	<i>International Monetary Agreements Act 1947</i>
IMR	investment monitoring report
INKLUSI	Australia–Indonesia Partnership Towards an Inclusive Society
LMIC	lower middle income country

MDB	multilateral development bank
MEL	monitoring, evaluation and learning
NGO	non-government organisations
ODA	Official Development Assistance
OECD	Organisation for Economic Cooperation and Development
PADC	Performance of Australian Development Cooperation
PADF	Australia's International Development Performance and Delivery Framework
PALM	Pacific Australia Labour Mobility scheme
PIF	Pacific Islands Forum
SDGs	United Nations Sustainable Development Goals
SGBV	sexual and gender-based violence
SIDS	small island developing state
SOFR	secured overnight financing rate
SPC	Pacific Community
TSSP2	Papua New Guinea–Australia Transport Sector Program Phase 2
UMIC	upper middle income country
UNDP	United Nations Development Programme
UNEP	United Nations Environment Programme
UNESCO	United Nations Educational, Scientific and Cultural Organization
WHO	World Health Organization
WTO	World Trade Organization

