



General information

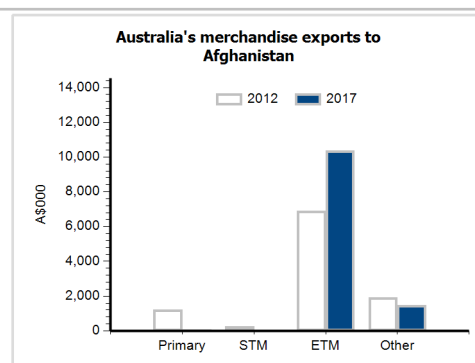
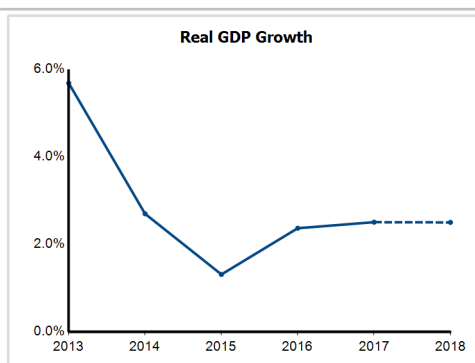
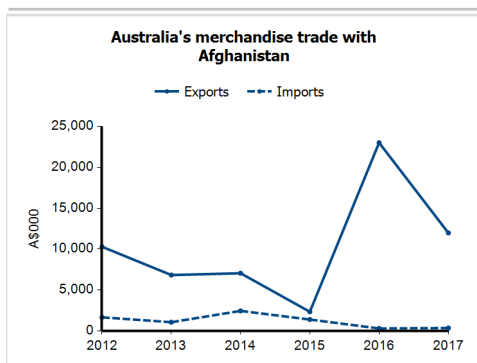
Capital:	Kabul
Land area:	652,860 sq km
Official language(s):	Pashto, Dari
Population:	35.5 million (2017)
Currency:	Afghani

Head of State and Head of Government

President HE Mohammad Ashraf Ghani

Economic indicators (a)

	2013	2014	2015	2016	2017	2018
GDP (US\$b) (current prices)	20.2	20.6	20.1	19.5	20.9	21.7
GDP per capita (US\$)	660.2	659.1	627.3	561.3	587.9	601.3
GDP PPP (Int'l \$b)	60.1	62.8	64.3	66.7	69.6	72.9
GDP per capita PPP (Int'l \$)	1,965.8	2,007.1	2,008.7	1,923.3	1,957.6	2,024.2
Real GDP growth (% change yoy)	5.7	2.7	1.3	2.4	2.5	2.5
Current account balance (US\$b)	0.1	1.1	1.5	1.4	0.3	0.1
Current account balance (% GDP)	0.3	5.5	7.5	7.1	1.6	0.6
Inflation (% change yoy)	7.4	4.7	-0.7	4.4	5.0	5.0
Unemployment (% labour force)	8.5	8.7	8.9	8.8	8.8	na



Australia's trade and investment relationship with Afghanistan (b)

Australian merchandise trade with Afghanistan, 2017 (A\$000)

		Total share	Rank	Growth (yoy)
Exports to Afghanistan	11,985	0.0%	108th	-47.9%
Imports from Afghanistan	354	0.0%	172nd	18.6%
Total merchandise trade (exports + imports)	12,340	0.0%	141st	-47.1%

Major Australian exports, 2017 (A\$000)

Telecom equipment & parts	9,962
Prams, toys, games & sporting goods	102
Meat (excl beef), f.c.f.	60
Electric power machinery & parts	58

Major Australian imports, 2017 (A\$000)

Fruit & nuts	109
Floor coverings	78
Measuring & analysing instruments	58
Spices	24

*Includes \$1m of confidential items & special transactions, 12% of total exports.

Australia's trade in services with Afghanistan, 2017 (A\$m)

		Total share	Rank	Growth (yoy)
Exports of services to Afghanistan	10	0.0%	112th	25.0%
Imports of services from Afghanistan	65	0.1%	66th	22.6%

Australia's investment relationship with Afghanistan, 2017 (A\$m)

	Total	FDI
Australia's investment in Afghanistan	np	0
Afghanistan's investment in Australia	np	0

Afghanistan's global merchandise trade relationships

Afghanistan's principal export destinations, 2016

1 Pakistan	47.5%
2 India	38.6%
3 Iran	3.2%
23 Australia	0.1%

Afghanistan's principal import sources, 2016

1 Iran	19.4%
2 Pakistan	18.3%
3 China	16.7%
30 Australia	0.1%