



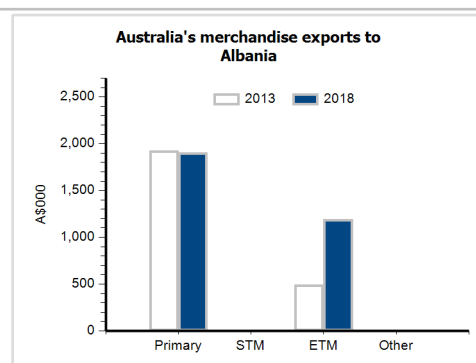
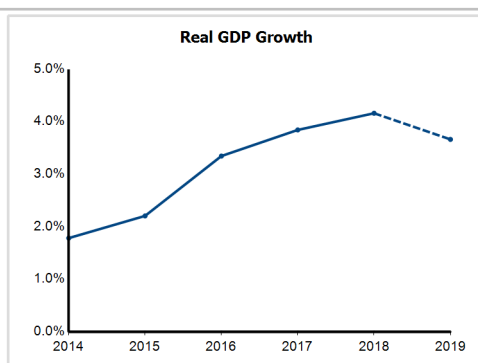
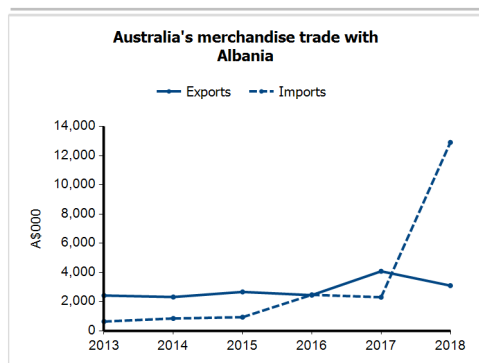
## General information

<b>Capital:</b>	Tirana
<b>Land area:</b>	27,400 sq km
<b>Official language(s):</b>	Albanian
<b>Population:</b>	2.9 million (2018)
<b>Currency:</b>	Lek

<b>Head of State</b>
President HE Mr Ilir Meta
<b>Head of Government</b>
Prime Minister HE Mr Edi Rama

## Economic indicators (a)

	2014	2015	2016	2017	2018	2019
<b>GDP (US\$b) (current prices)</b>	13.2	11.4	11.9	13.1	15.2	16.0
<b>GDP per capita (US\$)</b>	4,575.4	3,944.9	4,126.6	4,539.2	5,288.9	5,561.7
<b>GDP PPP (Int'l \$b)</b>	31.5	32.6	34.0	36.0	38.4	40.5
<b>GDP per capita PPP (Int'l \$)</b>	10,914.4	11,307.5	11,832.6	12,521.0	13,344.5	14,102.0
<b>Real GDP growth (% change yoy)</b>	1.8	2.2	3.3	3.8	4.2	3.7
<b>Current account balance (US\$b)</b>	-1.4	-1.0	-0.9	-1.0	-1.0	-1.0
<b>Current account balance (% GDP)</b>	-10.8	-8.6	-7.6	-7.5	-6.3	-6.0
<b>Inflation (% change yoy)</b>	1.6	1.9	1.3	2.0	2.0	2.0
<b>Unemployment (% labour force)</b>	17.5	17.1	15.2	13.8	12.2	13.7



## Australia's trade and investment relationship with Albania (b)

### Australian merchandise trade with Albania, 2018 (A\$000)

Exports to Albania	3,100
Imports from Albania	12,910
Total merchandise trade (exports + imports)	16,011

	Total share	Rank	Growth (yoy)
Exports to Albania	0.0%	146th	-24.1%
Imports from Albania	0.0%	107th	459.8%
Total merchandise trade (exports + imports)	0.0%	135th	150.6%

### Major Australian exports, 2018 (A\$000)

Hides & skins, raw (excl furskins)	1,389
Margarine	510
Furniture, mattresses & cushions	400
Tubes & pipes of iron or steel	286

### Major Australian imports, 2018 (A\$000)

Fertilisers (excl crude)	9,682
Pig-iron	1,293
Footwear	775
Crude vegetable matter, nes	224

### Australia's trade in services with Albania, 2018 (A\$m)

Exports of services to Albania	5
Imports of services from Albania	4

	Total share	Rank	Growth (yoy)
Exports of services to Albania	0.0%	129th	0.0%
Imports of services from Albania	0.0%	144th	0.0%

### Australia's investment relationship with Albania, 2018 (A\$m)

Australia's investment in Albania	0
Albania's investment in Australia	np

	Total	FDI
Australia's investment in Albania	0	0
Albania's investment in Australia	np	0

## Albania's global merchandise trade relationships

### Albania's principal export destinations, 2018

1 Italy	48.0%
2 Serbia	11.3%
3 Spain	7.8%
44 Australia	0.0%

### Albania's principal import sources, 2018

1 Italy	27.3%
2 Turkey	8.4%
3 China	8.4%
73 Australia	0.0%