



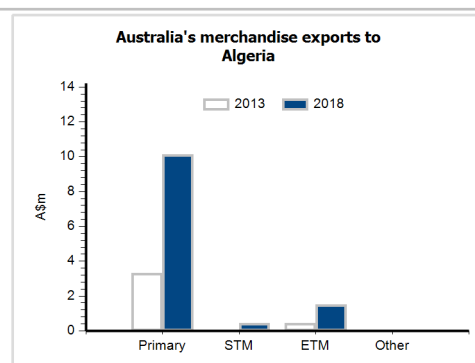
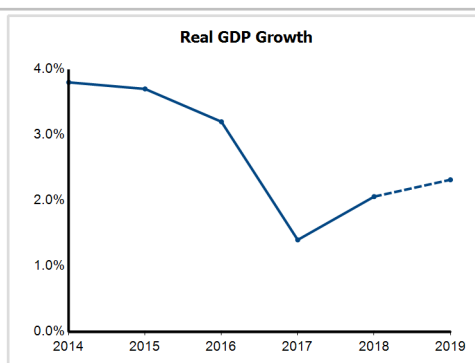
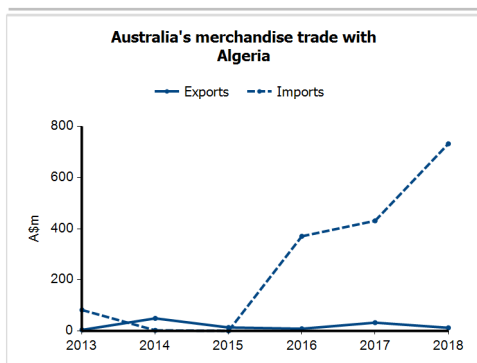
## General information

<b>Capital:</b>	Algiers
<b>Land area:</b>	2,381,740 sq km
<b>Official language(s):</b>	Arabic
<b>Population:</b>	42.6 million (2018)
<b>Currency:</b>	Algerian Dinar

<b>Head of State</b>	President Mr Abdelaziz Bouteflika
<b>Head of Government</b>	Prime Minister Mr Ahmed Ouyahia

## Economic indicators (a)

	2014	2015	2016	2017	2018	2019
<b>GDP (US\$b) (current prices)</b>	213.8	166.0	160.1	167.6	180.4	183.7
<b>GDP per capita (US\$)</b>	5,466.3	4,153.3	3,921.3	4,016.1	4,237.5	4,229.8
<b>GDP PPP (Int'l \$b)</b>	557.6	584.4	609.7	630.0	657.5	684.6
<b>GDP per capita PPP (Int'l \$)</b>	14,255.6	14,623.8	14,930.5	15,100.1	15,439.9	15,765.5
<b>Real GDP growth (% change yoy)</b>	3.8	3.7	3.2	1.4	2.1	2.3
<b>Current account balance (US\$b)</b>	-9.4	-27.3	-26.5	-22.1	-16.4	-23.0
<b>Current account balance (% GDP)</b>	-4.4	-16.4	-16.5	-13.2	-9.1	-12.5
<b>Inflation (% change yoy)</b>	2.9	4.8	6.4	5.6	4.3	5.6
<b>Unemployment (% labour force)</b>	10.6	11.2	10.5	11.7	11.7	12.6



## Australia's trade and investment relationship with Algeria (b)

### Australian merchandise trade with Algeria, 2018 (A\$m)

		<b>Total share</b>	<b>Rank</b>	<b>Growth (yoy)</b>
Exports to Algeria	12	0.0%	113th	-62.5%
Imports from Algeria	732	0.2%	38th	70.0%
Total merchandise trade (exports + imports)	745	0.1%	47th	60.8%

### Major Australian exports, 2018 (A\$m)

Milk, cream, whey & yoghurt	9
Animal feed	1

### Major Australian imports, 2018 (A\$m)

Crude petroleum	729
Crude fertilisers	3

### Australia's trade in services with Algeria, 2018 (A\$m)

		<b>Total share</b>	<b>Rank</b>	<b>Growth (yoy)</b>
Exports of services to Algeria	3	0.0%	140th	50.0%
Imports of services from Algeria	8	0.0%	125th	100.0%

### Australia's investment relationship with Algeria, 2018 (A\$m)

	<b>Total</b>	<b>FDI</b>
Australia's investment in Algeria	0	0
Algeria's investment in Australia	np	np

## Algeria's global merchandise trade relationships

### Algeria's principal export destinations, 2017

1 Italy	16.0%
2 France	12.6%
3 Spain	11.7%
25 Australia	0.5%

### Algeria's principal import sources, 2017

1 China	18.1%
2 France	9.3%
3 Italy	8.2%
57 Australia	0.1%