



General information

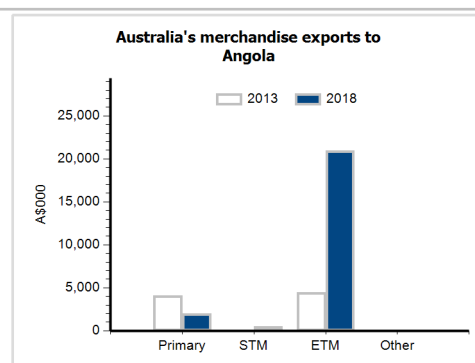
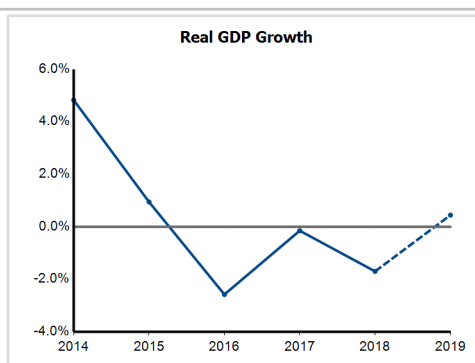
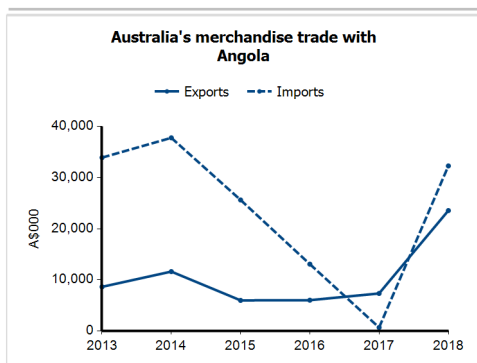
Capital:	Luanda
Land area:	1,246,700 sq km
Official language(s):	Portuguese
Population:	29.3 million (2018)
Currency:	Kwanza

Head of State and Head of Government

President HE Mr João Manuel Lourenço

Economic indicators (a)

	2014	2015	2016	2017	2018	2019
GDP (US\$b) (current prices)	145.7	116.2	101.1	122.1	107.3	92.2
GDP per capita (US\$)	5,625.7	4,354.9	3,676.8	4,303.7	3,668.9	3,060.0
GDP PPP (Int'l \$b)	194.0	197.9	194.9	198.3	199.3	203.8
GDP per capita PPP (Int'l \$)	7,488.5	7,416.7	7,086.0	6,987.9	6,814.3	6,763.4
Real GDP growth (% change yoy)	4.8	0.9	-2.6	-0.2	-1.7	0.4
Current account balance (US\$b)	-3.7	-10.3	-4.8	-0.3	1.4	-3.5
Current account balance (% GDP)	-2.6	-8.8	-4.8	-0.3	1.3	-3.8
Inflation (% change yoy)	7.3	9.2	30.7	29.8	19.6	17.5
Unemployment (% labour force)	7.3	7.3	7.7	8.2	8.5	na



Australia's trade and investment relationship with Angola (b)

Australian merchandise trade with Angola, 2018 (A\$000)

Exports to Angola	23,551
Imports from Angola	32,292
Total merchandise trade (exports + imports)	55,843

	Total share	Rank	Growth (yoy)
Exports to Angola	0.0%	94th	221.2%
Imports from Angola	0.0%	89th	..
Total merchandise trade (exports + imports)	0.0%	101st	598.4%

Major Australian exports, 2018 (A\$000)

Taps, cocks & valves	18,721
Beef, f.c.f.	1,408
Electrical machinery & parts, nes	639
Aluminium	431

Major Australian imports, 2018 (A\$000)

Crude petroleum	32,248
Tubes & pipes of iron or steel	25
Non-electrical machinery & parts	9
Men's clothing (excl knitted)	5

Australia's trade in services with Angola, 2018 (A\$m)

Exports of services to Angola	1
Imports of services from Angola	3

	Total share	Rank	Growth (yoy)
Exports of services to Angola	0.0%	160th	0.0%
Imports of services from Angola	0.0%	152nd	200.0%

Australia's investment relationship with Angola, 2018 (A\$m)

Australia's investment in Angola	
Angola's investment in Australia	

	Total	FDI
Australia's investment in Angola	98	11
Angola's investment in Australia	np	np

Angola's global merchandise trade relationships

Angola's principal export destinations, 2018

1 China	62.6%
2 India	11.1%
3 Spain	3.6%
26 Australia	0.0%

Angola's principal import sources, 2018

1 Portugal	17.1%
2 China	13.7%
3 Belgium	12.7%
34 Australia	0.3%