



General information

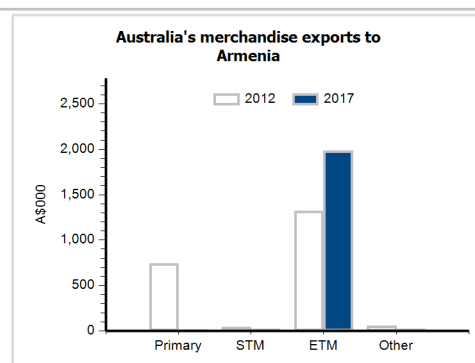
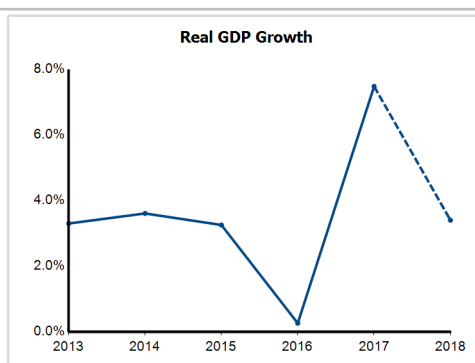
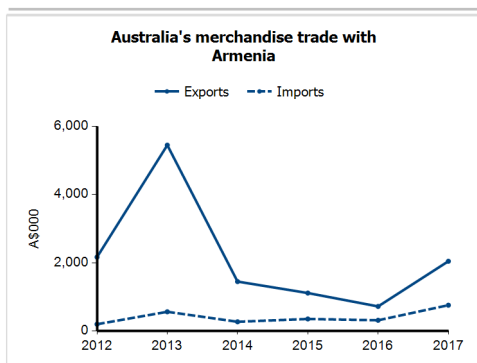
Fact sheets are updated biannually; June and December

Capital:	Yerevan
Land area:	28,470 sq km
Official language(s):	Armenian
Population:	3.0 million (2017)
Currency:	Dram

Head of State
President HE Mr Armen Sarkissian
Head of Government
Prime Minister HE Mr Nikol Pashinyan

Economic indicators (a)

	2013	2014	2015	2016	2017	2018
GDP (US\$b) (current prices)	11.1	11.6	10.6	10.6	11.5	12.0
GDP per capita (US\$)	3,732.0	3,889.0	3,529.0	3,535.1	3,861.0	4,022.1
GDP PPP (Int'l \$b)	23.1	24.4	25.5	25.8	28.3	29.9
GDP per capita PPP (Int'l \$)	7,760.5	8,170.3	8,512.8	8,643.2	9,455.9	9,998.8
Real GDP growth (% change yoy)	3.3	3.6	3.3	0.3	7.5	3.4
Current account balance (US\$b)	-0.8	-0.9	-0.3	-0.2	-0.3	-0.3
Current account balance (% GDP)	-7.3	-7.6	-2.6	-2.3	-2.6	-2.8
Inflation (% change yoy)	5.8	3.0	3.7	-1.4	0.9	3.5
Unemployment (% labour force)	16.2	17.6	18.5	18.8	18.9	18.9



Australia's trade and investment relationship with Armenia (b)

Australian merchandise trade with Armenia, 2017 (A\$000)	Total share	Rank	Growth (yoy)	
Exports to Armenia	2,044	0.0%	162nd	184.6%
Imports from Armenia	755	0.0%	157th	141.9%
Total merchandise trade (exports + imports)	2,799	0.0%	176th	171.7%

Major Australian exports, 2017 (A\$000)

Telecom equipment & parts	1,029
Electrical machinery & parts, nes	234
Specialised machinery & parts	131
Manufactures of base metal, nes	82

Major Australian imports, 2017 (A\$000)

Women's clothing (excl knitted)	308
Men's clothing (excl knitted)	239
Alcoholic beverages	52
Footwear	27

Australia's trade in services with Armenia, 2017 (A\$m)

	Total share	Rank	Growth (yoy)	
Exports of services to Armenia	1	0.0%	161st	0.0%
Imports of services from Armenia	4	0.0%	137th	0.0%

Australia's investment relationship with Armenia, 2017 (A\$m)

	Total	FDI
Australia's investment in Armenia	np	0
Armenia's investment in Australia	0	0

Armenia's global merchandise trade relationships

Armenia's principal export destinations, 2017

1 Russian Federation	26.5%
2 Bulgaria	14.0%
3 Switzerland	11.8%
58 Australia	0.0%

Armenia's principal import sources, 2017

1 Russian Federation	28.7%
2 China	11.7%
3 Turkey	5.6%
55 Australia	0.1%