



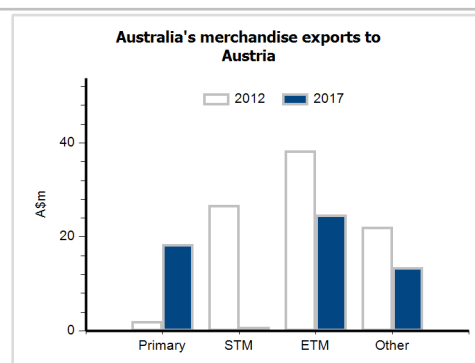
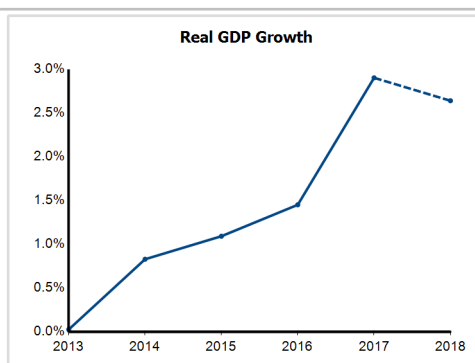
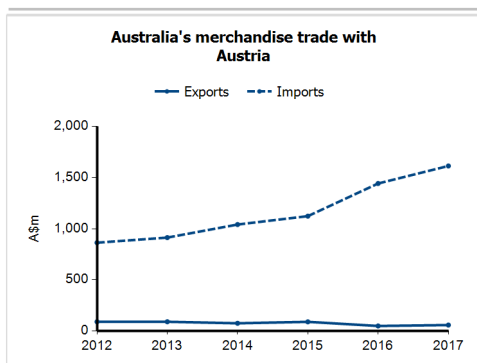
General information

Capital:	Vienna
Land area:	82,409 sq km
Official language(s):	German
Population:	8.8 million (2017)
Currency:	Euro

Head of State
Federal President HE Dr Alexander Van der Bellen
Head of Government
Federal Chancellor HE Mr Sebastian Kurz

Economic indicators (a)

	2013	2014	2015	2016	2017	2018
GDP (US\$b) (current prices)	430.2	442.6	382.3	391.0	416.8	477.7
GDP per capita (US\$)	50,748.1	51,801.4	44,296.6	44,733.4	47,290.0	53,764.1
GDP PPP (Int'l \$b)	389.4	399.7	408.4	419.6	439.6	461.4
GDP per capita PPP (Int'l \$)	45,934.6	46,778.5	47,327.9	48,013.5	49,868.7	51,936.2
Real GDP growth (% change yoy)	0.0	0.8	1.1	1.5	2.9	2.6
Current account balance (US\$b)	8.4	11.0	7.3	8.3	8.6	12.0
Current account balance (% GDP)	1.9	2.5	1.9	2.1	2.1	2.5
Inflation (% change yoy)	2.1	1.5	0.8	1.0	2.2	2.2
Unemployment (% labour force)	5.3	5.6	5.7	6.0	5.5	5.2



Australia's trade and investment relationship with Austria (b)

Australian merchandise trade with Austria, 2017 (A\$m)

		Total share	Rank	Growth (yoy)
Exports to Austria	57	0.0%	72nd	19.3%
Imports from Austria	1,614	0.6%	27th	11.9%
Total merchandise trade (exports + imports)	1,672	0.3%	34th	12.1%

Major Australian exports, 2017 (A\$m)

Coal	17
Gold coin & legal tender coin	12
Measuring & analysing instruments	3
Telecom equipment & parts	3

Major Australian imports, 2017 (A\$m)

Arms & ammunition	208
Goods vehicles	169
Medicaments (incl veterinary)	92
Electric power machinery & parts	90

Australia's trade in services with Austria, 2017 (A\$m)

		Total share	Rank	Growth (yoy)
Exports of services to Austria	93	0.1%	59th	-2.1%
Imports of services from Austria	122	0.1%	52nd	-13.5%

Australia's investment relationship with Austria, 2017 (A\$m)

	Total	FDI
Australia's investment in Austria	1,448	np
Austria's investment in Australia	np	np

Austria's global merchandise trade relationships

Austria's principal export destinations, 2017

1 Germany	29.4%
2 United States	6.3%
3 Italy	6.2%
22 Australia	0.8%

Austria's principal import sources, 2017

1 Germany	41.8%
2 Italy	5.8%
3 Switzerland	5.5%
49 Australia	0.1%