



General information

Capital:	Nassau
Land area:	10,010 sq km
Official language(s):	English
Population:	377,000 (2018)
Currency:	Bahamian dollar

Head of State

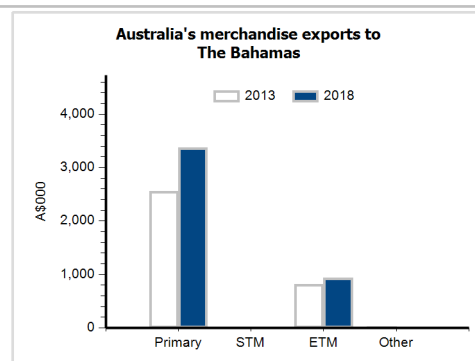
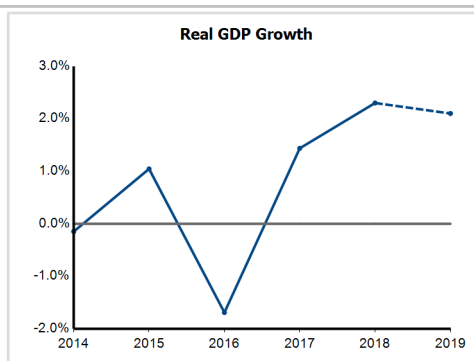
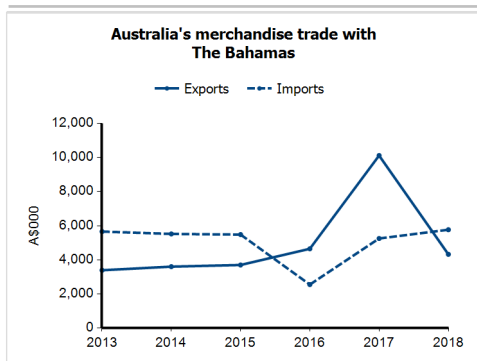
HM Queen Elizabeth II, represented by the Governor-General HE Dame Marguerite Pindling

Head of Government

Prime Minister The Right Hon Dr Hubert Minnis

Economic indicators (a)

	2014	2015	2016	2017	2018	2019
GDP (US\$b) (current prices)	11.0	11.8	11.8	12.2	12.8	13.3
GDP per capita (US\$)	30,422.0	32,378.7	32,147.4	32,660.6	34,002.6	34,831.3
GDP PPP (Int'l \$b)	11.5	11.7	11.7	12.1	12.6	13.1
GDP per capita PPP (Int'l \$)	31,905.9	32,224.3	31,672.4	32,376.8	33,494.2	34,421.2
Real GDP growth (% change yoy)	-0.1	1.0	-1.7	1.4	2.3	2.1
Current account balance (US\$b)	-1.9	-1.4	-1.3	-2.0	-2.0	-1.5
Current account balance (% GDP)	-17.3	-12.0	-10.6	-16.3	-15.5	-11.3
Inflation (% change yoy)	1.2	1.9	-0.3	1.4	2.2	2.6
Unemployment (% labour force)	14.6	13.4	12.2	10.1	9.2	9.0

**Australia's trade and investment relationship with The Bahamas (b)****Australian merchandise trade with The Bahamas, 2018 (A\$000)**

Exports to The Bahamas	4,319
Imports from The Bahamas	5,764
Total merchandise trade (exports + imports)	10,084

	Total share	Rank	Growth (yoy)
Exports to The Bahamas	0.0%	137th	-57.3%
Imports from The Bahamas	0.0%	121st	9.8%
Total merchandise trade (exports + imports)	0.0%	146th	-34.4%

Major Australian exports, 2018 (A\$000)

Meat (excl beef), f.c.f.	3,076
Electrical machinery & parts, nes	476
Specialised machinery & parts	308
Alcoholic beverages	281

Major Australian imports, 2018 (A\$000)

Crustaceans, f.c.f.	5,707
Alcoholic beverages	29
Artwork & antiques	10
Perfumery & cosmetics (excl soap)	8

Australia's trade in services with The Bahamas, 2018 (A\$m)

Exports of services to The Bahamas	16
Imports of services from The Bahamas	6

	Total share	Rank	Growth (yoy)
Exports of services to The Bahamas	0.0%	104th	6.7%
Imports of services from The Bahamas	0.0%	132nd	20.0%

Australia's investment relationship with The Bahamas, 2018 (A\$m)

Australia's investment in The Bahamas	
The Bahamas' investment in Australia	

	Total	FDI
Australia's investment in The Bahamas	636	np
The Bahamas' investment in Australia	np	np

The Bahamas' global merchandise trade relationships**The Bahamas' principal export destinations, 2018**

1 Namibia	51.5%
2 United States	35.3%
3 Panama	4.9%
15 Australia	0.1%

The Bahamas' principal import sources, 2018

1 United States	82.5%
2 China	2.0%
3 Ecuador	1.5%
48 Australia	0.0%