



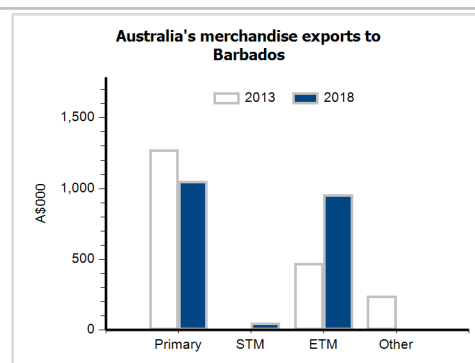
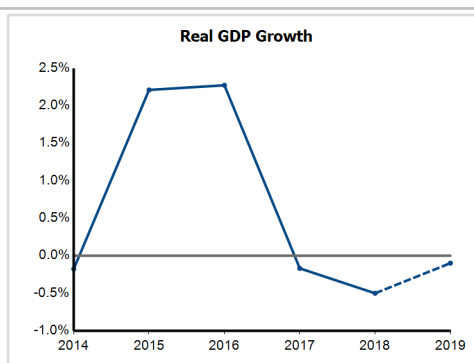
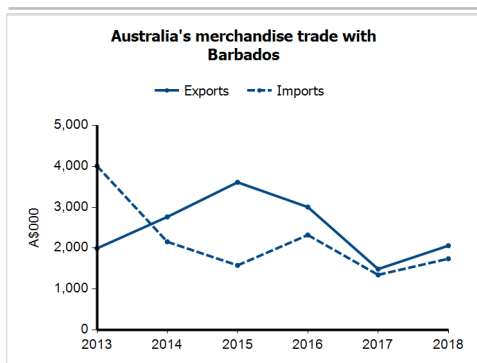
General information

Capital:	Bridgetown
Land area:	430 sq km
Official language(s):	English
Population:	286,000 (2018)
Currency:	Barbados Dollar

Head of State
HM Queen Elizabeth II represented by Governor-General HE Dame Sandra Prunella Mason
Head of Government
Prime Minister The Honourable Mia Mottley

Economic indicators (a)

	2014	2015	2016	2017	2018	2019
GDP (US\$b) (current prices)	4.7	4.7	4.8	5.0	5.1	5.2
GDP per capita (US\$)	16,572.3	16,626.2	16,985.0	17,463.0	17,961.2	18,132.6
GDP PPP (Int'l \$b)	4.8	5.0	5.1	5.2	5.3	5.4
GDP per capita PPP (Int'l \$)	16,946.7	17,455.4	17,997.8	18,262.9	18,534.3	18,797.6
Real GDP growth (% change yoy)	-0.2	2.2	2.3	-0.2	-0.5	-0.1
Current account balance (US\$b)	-0.4	-0.3	-0.2	-0.2	-0.1	-0.1
Current account balance (% GDP)	-9.2	-6.1	-4.3	-3.8	-2.4	-1.2
Inflation (% change yoy)	1.8	-1.1	1.5	4.4	3.6	1.3
Unemployment (% labour force)	12.3	11.3	9.7	9.9	10.1	10.4



Australia's trade and investment relationship with Barbados (b)

Australian merchandise trade with Barbados, 2018 (A\$000)	Total share	Rank	Growth (yoy)
Exports to Barbados	0.0%	157th	38.4%
Imports from Barbados	0.0%	142nd	29.3%
Total merchandise trade (exports + imports)	0.0%	163rd	34.1%

Major Australian exports, 2018 (A\$000)

Alcoholic beverages	549
Meat (excl beef), f.c.f.	464
Nails, screws, nuts, bolts & rivets	340
Passenger motor vehicles	320

Major Australian imports, 2018 (A\$000)

Alcoholic beverages	1,387
Pharm products (excl medicaments)	188
Mechanical handling equip & parts	74
Nitrogen-function compounds	38

Australia's trade in services with Barbados, 2018 (A\$m)

	Total share	Rank	Growth (yoy)
Exports of services to Barbados	0.1%	65th	-54.8%
Imports of services from Barbados	0.0%	84th	233.3%

Australia's investment relationship with Barbados, 2018 (A\$m)

	Total	FDI
Australia's investment in Barbados	718	np
Barbados' investment in Australia	np	np

Barbados' global merchandise trade relationships

Barbados' principal export destinations, 2018

1 United States	22.7%
2 Trinidad & Tobago	6.9%
3 Guyana	5.9%
65 Australia	0.0%

Barbados' principal import sources, 2018

1 United States	39.6%
2 Trinidad & Tobago	17.9%
3 China	5.9%
44 Australia	0.1%