



## General information

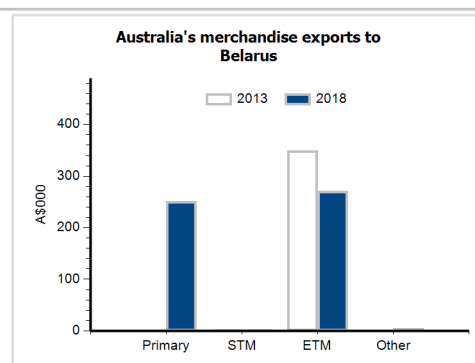
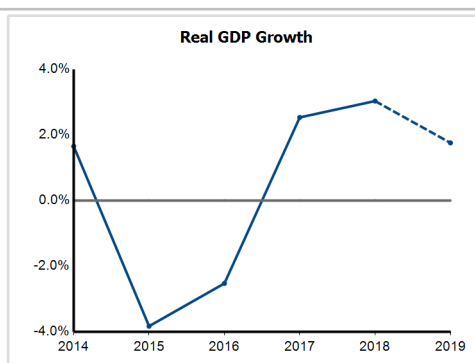
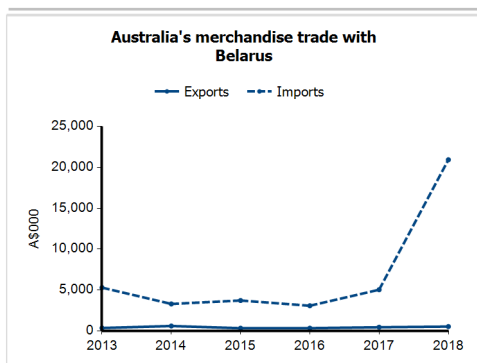
Fact sheets are updated biannually; August and February

<b>Capital:</b>	Minsk
<b>Land area:</b>	202,910 sq km
<b>Official language(s):</b>	Belarussian, Russian
<b>Population:</b>	9.5 million (2018)
<b>Currency:</b>	Rubel

<b>Head of State</b>	President HE Mr Aleksandr Grigorievich Lukashenko
<b>Head of Government</b>	Prime Minister HE Mr Sergei Rumas

## Economic indicators (a)

	2014	2015	2016	2017	2018	2019
<b>GDP (US\$b) (current prices)</b>	78.7	56.3	47.7	54.7	59.6	61.0
<b>GDP per capita (US\$)</b>	8,316.0	5,941.2	5,022.5	5,757.3	6,306.4	6,477.2
<b>GDP PPP (Int'l \$b)</b>	179.4	174.4	171.9	179.6	189.2	195.9
<b>GDP per capita PPP (Int'l \$)</b>	18,951.9	18,395.7	18,094.5	18,891.5	20,003.0	20,820.2
<b>Real GDP growth (% change yoy)</b>	1.7	-3.8	-2.5	2.5	3.0	1.8
<b>Current account balance (US\$b)</b>	-5.2	-1.8	-1.6	-0.9	-1.4	-2.4
<b>Current account balance (% GDP)</b>	-6.6	-3.3	-3.4	-1.6	-2.3	-4.0
<b>Inflation (% change yoy)</b>	18.1	13.5	11.8	6.0	4.9	5.0
<b>Unemployment (% labour force)</b>	0.5	0.9	1.0	0.8	0.8	0.8



## Australia's trade and investment relationship with Belarus (b)

### Australian merchandise trade with Belarus, 2018 (A\$000)

Exports to Belarus	529
Imports from Belarus	20,933
Total merchandise trade (exports + imports)	21,462

	Total share	Rank	Growth (yoy)
Exports to Belarus	0.0%	189th	18.3%
Imports from Belarus	0.0%	99th	315.8%
Total merchandise trade (exports + imports)	0.0%	123rd	291.5%

### Major Australian exports, 2018 (A\$000)

Fruit & nuts	216
Telecom equipment & parts	86
Arms & ammunition	63
Pharm products (excl medicaments)	36

### Major Australian imports, 2018 (A\$000)

Fertilisers (excl crude)	15,802
Medical instruments (incl veterinary)	1,065
Measuring & analysing instruments	664
Furniture, mattresses & cushions	650

### Australia's trade in services with Belarus, 2018 (A\$m)

Exports of services to Belarus	4
Imports of services from Belarus	3

	Total share	Rank	Growth (yoy)
Exports of services to Belarus	0.0%	131st	0.0%
Imports of services from Belarus	0.0%	152nd	50.0%

### Australia's investment relationship with Belarus, 2018 (A\$m)

Australia's investment in Belarus	np
Belarus' investment in Australia	np

	Total	FDI
Australia's investment in Belarus	np	0
Belarus' investment in Australia	np	0

## Belarus' global merchandise trade relationships

### Belarus' principal export destinations, 2018

1 Russian Federation	38.5%
2 Ukraine	12.1%
3 United Kingdom	9.2%
48 Australia	0.1%

### Belarus' principal import sources, 2018

1 Russian Federation	58.6%
2 China	7.9%
3 Germany	4.7%
77 Australia	0.0%