



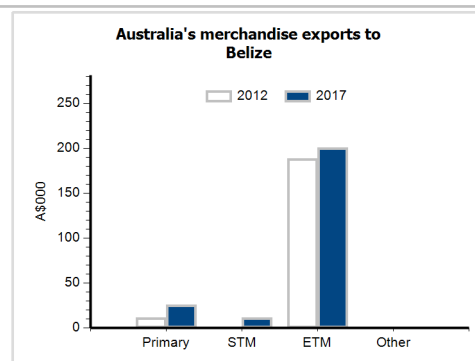
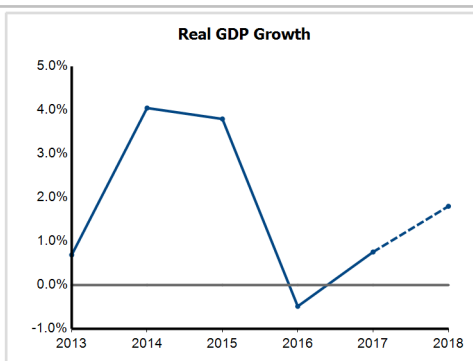
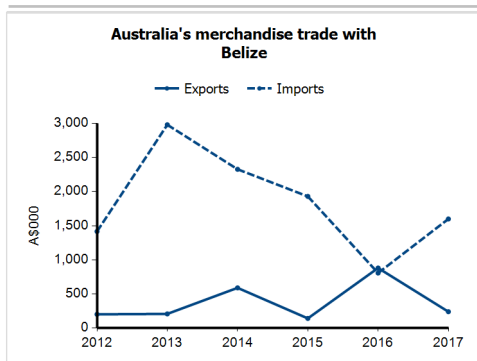
## General information

<b>Capital:</b>	Belmopan
<b>Land area:</b>	22,810 sq km
<b>Official language(s):</b>	English
<b>Population:</b>	386,000 (2017)
<b>Currency:</b>	Belize dollar

<b>Head of State</b>
HM Queen Elizabeth II represented by Governor-General HE Sir Colville Young
<b>Head of Government</b>
Prime Minister The Hon Dean Barrow

## Economic indicators (a)

	2013	2014	2015	2016	2017	2018
<b>GDP (US\$b) (current prices)</b>	1.6	1.7	1.8	1.8	1.9	1.9
<b>GDP per capita (US\$)</b>	4,610.9	4,773.7	4,855.4	4,842.0	4,806.5	4,830.0
<b>GDP PPP (Int'l \$b)</b>	2.8	3.0	3.1	3.1	3.2	3.3
<b>GDP per capita PPP (Int'l \$)</b>	7,993.6	8,295.1	8,480.9	8,328.8	8,324.4	8,445.4
<b>Real GDP growth (% change yoy)</b>	0.7	4.0	3.8	-0.5	0.8	1.8
<b>Current account balance (US\$b)</b>	-0.1	-0.1	-0.2	-0.2	-0.1	-0.1
<b>Current account balance (% GDP)</b>	-4.5	-7.8	-9.8	-9.0	-7.7	-6.0
<b>Inflation (% change yoy)</b>	0.5	1.2	-0.9	0.7	1.1	1.3
<b>Unemployment (% labour force)</b>	11.7	11.1	10.1	8.0	9.0	9.8



## Australia's trade and investment relationship with Belize (b)

### Australian merchandise trade with Belize, 2017 (A\$000)

		Total share	Rank	Growth (yoy)
Exports to Belize	238	0.0%	200th	-72.9%
Imports from Belize	1,599	0.0%	146th	98.5%
Total merchandise trade (exports + imports)	1,837	0.0%	187th	9.0%

### Major Australian exports, 2017 (A\$000)

Food processing machines & parts	132
Specialised machinery & parts	40
Crude vegetable matter, nes	22
Miscellaneous chemical products, nes	11

### Major Australian imports, 2017 (A\$000)

Prms, toys, games & sporting goods	890
Crustaceans, f.c.f.	390
Road motor vehicles, nes	89
Nitrogen-function compounds	61

### Australia's trade in services with Belize, 2017 (A\$m)

		Total share	Rank	Growth (yoy)
Exports of services to Belize	1	0.0%	161st	0.0%
Imports of services from Belize	2	0.0%	153rd	..

### Australia's investment relationship with Belize, 2017 (A\$m)

	Total	FDI
Australia's investment in Belize	0	0
Belize's investment in Australia	np	0

## Belize's global merchandise trade relationships

### Belize's principal export destinations, 2017

1 United Kingdom	27.7%
2 United States	26.3%
3 Jamaica	5.4%
41 Australia	0.0%

### Belize's principal import sources, 2017

1 United States	35.6%
2 China	11.2%
3 Mexico	11.2%
69 Australia	0.0%