



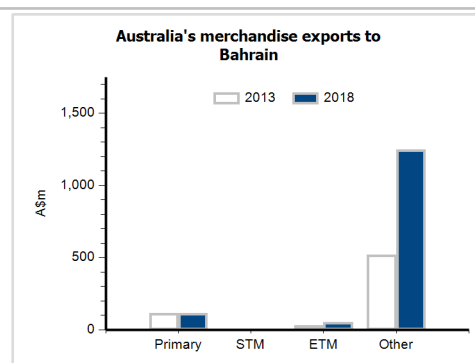
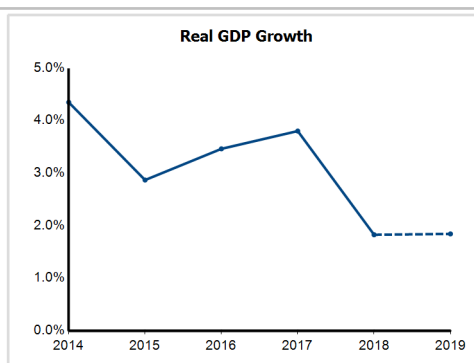
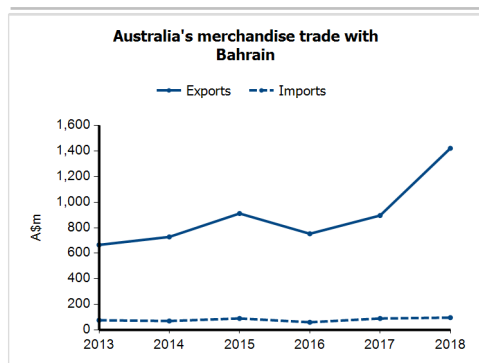
General information

Capital:	Manama
Land area:	760 sq km
Official language(s):	Arabic
Population:	1.5 million (2018)
Currency:	Bahraini dinar

Head of State	His Majesty King Hamad bin Isa Al-Khalifa
Head of Government	Prime Minister His Royal Highness Prince Khalifa bin Salman bin Hamad Al-Khalifa

Economic indicators (a)

	2014	2015	2016	2017	2018	2019
GDP (US\$b) (current prices)	33.4	31.1	32.3	35.4	38.3	39.0
GDP per capita (US\$)	25,398.3	22,714.3	22,651.9	24,399.3	25,850.5	25,781.3
GDP PPP (Int'l \$b)	61.9	64.4	67.3	71.2	74.1	76.9
GDP per capita PPP (Int'l \$)	47,090.3	46,968.1	47,284.1	49,035.1	50,056.5	50,869.0
Real GDP growth (% change yoy)	4.4	2.9	3.5	3.8	1.8	1.8
Current account balance (US\$b)	1.5	-0.8	-1.5	-1.6	-2.2	-1.4
Current account balance (% GDP)	4.6	-2.4	-4.6	-4.5	-5.8	-3.6
Inflation (% change yoy)	2.7	1.8	2.8	1.4	2.1	3.3
Unemployment (% labour force)	3.8	3.4	3.7	3.6	3.9	3.9



Australia's trade and investment relationship with Bahrain (b)

Australian merchandise trade with Bahrain, 2018 (A\$m)

		Total share	Rank	Growth (yoy)
Exports to Bahrain	1,422	0.4%	23rd	58.7%
Imports from Bahrain	96	0.0%	66th	7.4%
Total merchandise trade (exports + imports)	1,518	0.2%	35th	54.1%

Major Australian exports, 2018 (A\$m)

Meat (excl beef), f.c.f.	38
Wheat	35
Telecom equipment & parts	33
Non-ferrous waste & scrap	21

Major Australian imports, 2018 (A\$m)

Aluminium	59
Residual petroleum products, nes	16
Fertilisers (excl crude)	6
Wood manufactures, nes	6

*Includes \$1.2b of confidential items & special transactions (estimated to be mainly alumina), 88% of total exports.

Australia's trade in services with Bahrain, 2018 (A\$m)

		Total share	Rank	Growth (yoy)
Exports of services to Bahrain	8	0.0%	119th	-11.1%
Imports of services from Bahrain	6	0.0%	132nd	0.0%

Australia's investment relationship with Bahrain, 2018 (A\$m)

	Total	FDI
Australia's investment in Bahrain	97	np
Bahrain's investment in Australia	25	np

Bahrain's global merchandise trade relationships

Bahrain's principal export destinations, 2018

1 Saudi Arabia	25.6%
2 United Arab Emirates	11.8%
3 United States	9.2%
18 Australia	0.8%

Bahrain's principal import sources, 2018

1 China	12.6%
2 United Arab Emirates	8.8%
3 United States	8.1%
5 Australia	6.4%