



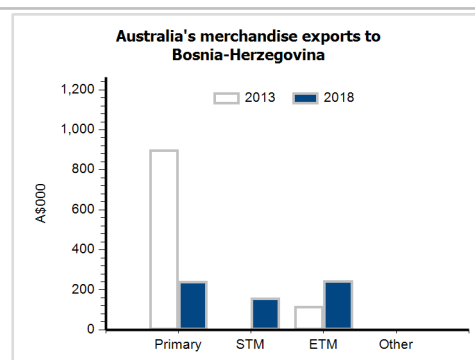
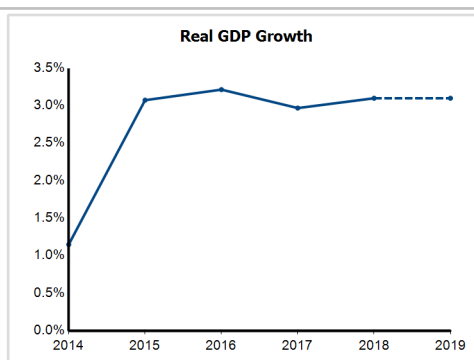
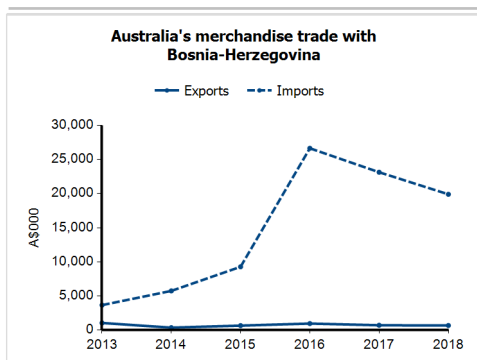
## General information

<b>Capital:</b>	Sarajevo
<b>Land area:</b>	51,000 sq km
<b>Official language(s):</b>	Bosnian, Serbian, Croatian
<b>Population:</b>	3.5 million (2018)
<b>Currency:</b>	Convertible marka

<b>Head of State</b>
HE Mr Željko Komšić (current Chairman), HE Mr Šefik Džaferović, and Mr Milorad Dodik (8 month rotating presidency)
<b>Head of Government</b>
Chairman of the Council of Ministers HE Mr Denis Zvizdić

## Economic indicators (a)

	2014	2015	2016	2017	2018	2019
<b>GDP (US\$b) (current prices)</b>	18.5	16.2	16.9	18.2	19.9	20.2
<b>GDP per capita (US\$)</b>	5,194.0	4,584.3	4,808.3	5,180.8	5,674.4	5,754.7
<b>GDP PPP (Int'l \$b)</b>	39.3	41.0	42.7	44.8	47.3	49.6
<b>GDP per capita PPP (Int'l \$)</b>	11,023.2	11,581.1	12,149.9	12,784.2	13,491.0	14,163.7
<b>Real GDP growth (% change yoy)</b>	1.2	3.1	3.2	3.0	3.1	3.1
<b>Current account balance (US\$b)</b>	-1.4	-0.9	-0.8	-0.9	-0.9	-1.0
<b>Current account balance (% GDP)</b>	-7.4	-5.3	-4.7	-4.7	-4.5	-5.1
<b>Inflation (% change yoy)</b>	-0.9	-1.0	-1.1	1.2	1.4	1.5
<b>Unemployment (% labour force)</b>	27.5	27.7	25.4	20.5	18.4	18.0



## Australia's trade and investment relationship with Bosnia-Herzegovina (b)

Australian merchandise trade with Bosnia-Herzegovina, 2018 (A\$'000)	Total share	Rank	Growth (yoy)
Exports to Bosnia-Herzegovina	0.0%	187th	-4.9%
Imports from Bosnia-Herzegovina	0.0%	101st	-14.0%
Total merchandise trade (exports + imports)	0.0%	127th	-13.7%

### Major Australian exports, 2018 (A\$'000)

Meat (excl beef), f.c.f.	244
Leather	161
Telecom equipment & parts	155
Coated flat-rolled iron & steel	73

### Major Australian imports, 2018 (A\$'000)

Medical instruments (incl veterinary)	10,282
Women's clothing (excl knitted)	2,473
Footwear	2,234
Furniture, mattresses & cushions	1,219

### Australia's trade in services with Bosnia-Herzegovina, 2018 (A\$m)

	Total share	Rank	Growth (yoy)
Exports of services to Bosnia-Herzegovina	0.0%	121st	16.7%
Imports of services from Bosnia-Herzegovina	0.0%	104th	16.7%

### Australia's investment relationship with Bosnia-Herzegovina, 2018 (A\$m)

	Total	FDI
Australia's investment in Bosnia-Herzegovina	np	0
Bosnia-Herzegovina's investment in Australia	np	0

## Bosnia-Herzegovina's global merchandise trade relationships

### Bosnia-Herzegovina's principal export destinations, 2017

1 Germany	14.4%
2 Croatia	11.6%
3 Italy	10.9%
46 Australia	0.0%

### Bosnia-Herzegovina's principal import sources, 2017

1 Germany	11.6%
2 Italy	11.4%
3 Serbia	11.2%
82 Australia	0.0%