



## General information

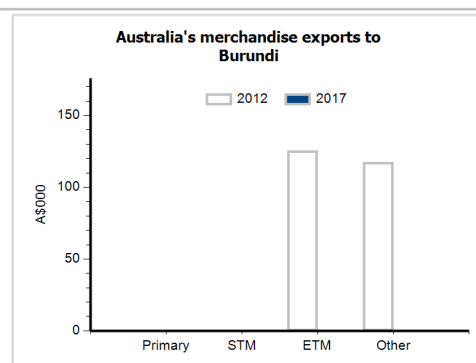
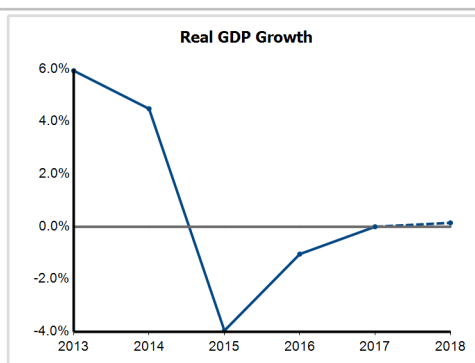
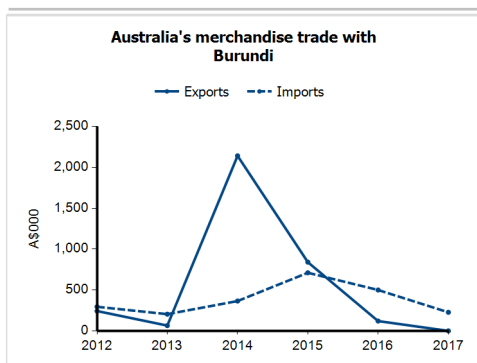
<b>Capital:</b>	Bujumbura
<b>Land area:</b>	25,680 sq km
<b>Official language(s):</b>	Kirundi, French
<b>Population:</b>	10.9 million (2017)
<b>Currency:</b>	Burundi franc

## Head of State and Head of Government

President HE The Hon Mr Pierre Nkurunziza

## Economic indicators (a)

	2013	2014	2015	2016	2017	2018
<b>GDP (US\$b) (current prices)</b>	2.6	2.9	3.0	3.1	3.4	3.8
<b>GDP per capita (US\$)</b>	267.7	296.2	294.5	298.0	312.5	339.9
<b>GDP PPP (Int'l \$b)</b>	7.6	8.1	7.8	7.8	8.0	8.2
<b>GDP per capita PPP (Int'l \$)</b>	788.5	814.2	767.5	745.3	735.2	731.1
<b>Real GDP growth (% change yoy)</b>	5.9	4.5	-4.0	-1.0	0.0	0.1
<b>Current account balance (US\$b)</b>	-0.5	-0.5	-0.5	-0.4	-0.4	-0.5
<b>Current account balance (% GDP)</b>	-19.3	-18.5	-17.7	-13.1	-12.7	-13.2
<b>Inflation (% change yoy)</b>	7.9	4.4	5.6	5.5	16.6	12.7
<b>Unemployment (% labour force)</b>	1.5	1.6	1.6	1.6	1.6	na



## Australia's trade and investment relationship with Burundi (b)

### Australian merchandise trade with Burundi, 2017 (A\$000)

		<b>Total share</b>	<b>Rank</b>	<b>Growth (yoy)</b>
Exports to Burundi	0	0.0%	..	-100.0%
Imports from Burundi	227	0.0%	180th	-54.6%
Total merchandise trade (exports + imports)	227	0.0%	208th	-63.4%

### Major Australian exports, 2017 (A\$000)

exports recorded 0

### Major Australian imports, 2017 (A\$000)

Medical instruments (incl veterinary)	114
Coffee & substitutes	112
Women's clothing (excl knitted)	1

### Australia's trade in services with Burundi, 2017 (A\$m)

		<b>Total share</b>	<b>Rank</b>	<b>Growth (yoy)</b>
Exports of services to Burundi	1	0.0%	161st	0.0%
Imports of services from Burundi	1	0.0%	168th	-50.0%

### Australia's investment relationship with Burundi, 2017 (A\$m)

		<b>Total</b>	<b>FDI</b>
Australia's investment in Burundi		0	0
Burundi's investment in Australia		0	0

## Burundi's global merchandise trade relationships

### Burundi's principal export destinations, 2017

1 United Arab Emirates	27.1%
2 Dem. Rep. of Congo	17.0%
3 Pakistan	9.2%
30 Australia	0.1%

### Burundi's principal import sources, 2017

1 India	14.2%
2 China	13.8%
3 Saudi Arabia	9.1%
50 Australia	0.0%