



General information

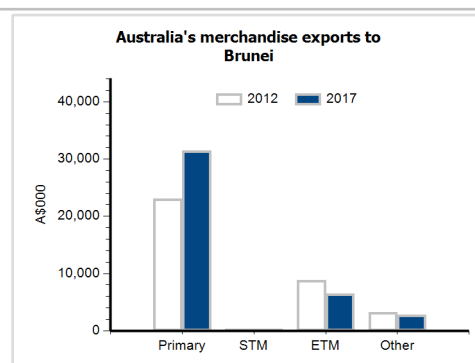
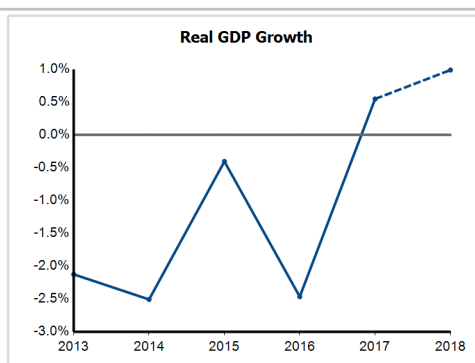
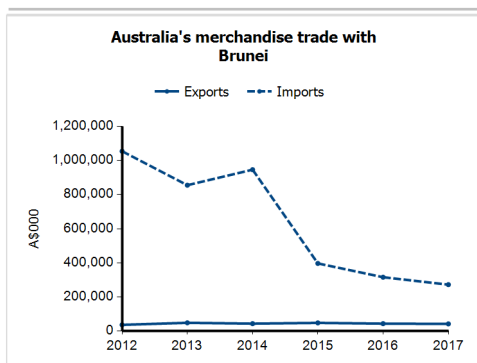
Capital:	Bandar Seri Begawan
Land area:	5,270 sq km
Official language(s):	Malay
Population:	429,000 (2017)
Currency:	Brunei dollar

Head of State and Head of Government

His Majesty Sultan Haji Hassanal Bolkiah Mu'izzaddin Waddaulah Ibni Al-Marhum Sultan Haji Omar' Ali Saifuddien Sa'adul Khairi Waddien

Economic indicators (a)

	2013	2014	2015	2016	2017	2018
GDP (US\$b) (current prices)	18.1	17.1	12.9	11.4	12.7	14.4
GDP per capita (US\$)	44,716.3	41,630.5	31,047.1	26,935.1	29,711.9	33,233.5
GDP PPP (Int'l \$b)	33.2	32.9	33.2	32.8	33.5	34.6
GDP per capita PPP (Int'l \$)	82,052.7	80,221.2	79,637.8	77,422.3	78,196.0	79,726.3
Real GDP growth (% change yoy)	-2.1	-2.5	-0.4	-2.5	0.5	1.0
Current account balance (US\$b)	3.8	5.3	2.1	1.1	0.8	0.7
Current account balance (% GDP)	20.9	30.7	16.0	9.6	6.1	5.0
Inflation (% change yoy)	0.4	-0.2	-0.4	-0.7	-0.1	0.1
Unemployment (% labour force)	7.7	6.9	6.9	6.9	6.9	6.9



Australia's trade and investment relationship with Brunei (b)

Australian merchandise trade with Brunei, 2017 (A\$000)

Exports to Brunei	41,146
Imports from Brunei	271,570
Total merchandise trade (exports + imports)	312,717

	Total share	Rank	Growth (yoy)
Exports to Brunei	0.0%	82nd	-3.3%
Imports from Brunei	0.1%	54th	-13.9%
Total merchandise trade (exports + imports)	0.1%	61st	-12.6%

Major Australian exports, 2017 (A\$000)

Meat (excl beef), f.c.f.	7,592
Live animals (excl seafood)	6,577
Beef, f.c.f.	4,070
Vegetables, f.c.f.	2,329

Major Australian imports, 2017 (A\$000)

Crude petroleum	268,817
Crustaceans, f.c.f.	1,990
Tubes & pipes of iron or steel	325
Rubber tyres, treads & tubes	120

Australia's trade in services with Brunei, 2017 (A\$m)

Exports of services to Brunei	61
Imports of services from Brunei	56

	Total share	Rank	Growth (yoy)
Exports of services to Brunei	0.1%	69th	-10.3%
Imports of services from Brunei	0.1%	72nd	-8.2%

Major Australian services exports, 2017 (A\$m)

Education-related travel	25
Personal travel excluding education	16

Major Australian services imports, 2017 (A\$m)

Transport	37
Personal travel excluding education	14

Australia's investment relationship with Brunei, 2017 (A\$m)

Australia's investment in Brunei	
Brunei's investment in Australia	

	Total	FDI
Australia's investment in Brunei	53	np
Brunei's investment in Australia	82	np

Brunei's global merchandise trade relationships

Brunei's principal export destinations, 2017

1 Japan	27.8%
2 Republic of Korea	12.4%
3 Thailand	11.5%
10 Australia	2.5%

Brunei's principal import sources, 2017

1 China	19.6%
2 Singapore	19.0%
3 Malaysia	18.8%
12 Australia	1.5%