



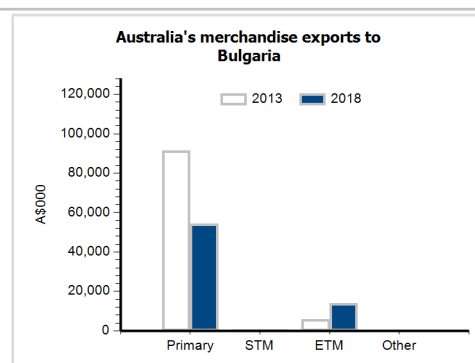
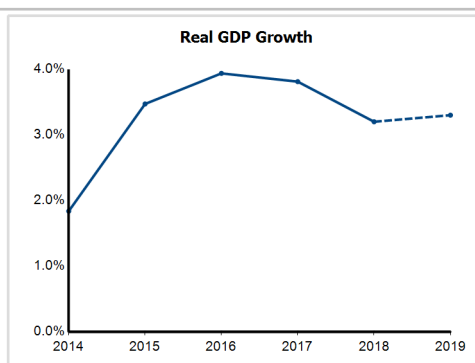
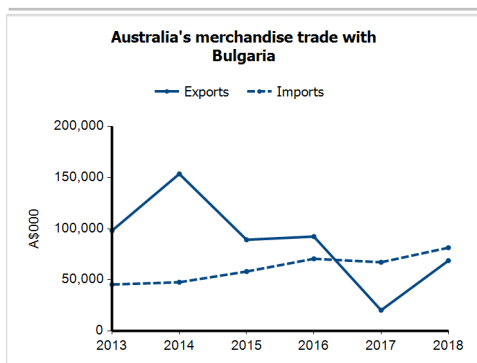
General information

Capital:	Sofia
Land area:	108,560 sq km
Official language(s):	Bulgarian
Population:	7.0 million (2018)
Currency:	Lev

Head of State
President HE Dr Rumen Radev
Head of Government
Prime Minister HE Mr Boko Borissov

Economic indicators (a)

	2014	2015	2016	2017	2018	2019
GDP (US\$b) (current prices)	56.8	50.2	53.2	58.3	65.0	67.0
GDP per capita (US\$)	7,888.6	7,017.4	7,496.1	8,274.5	9,267.4	9,619.0
GDP PPP (Int'l \$b)	132.3	138.4	145.4	153.8	162.3	170.7
GDP per capita PPP (Int'l \$)	18,373.2	19,344.3	20,474.2	21,817.8	23,155.6	24,484.6
Real GDP growth (% change yoy)	1.8	3.5	3.9	3.8	3.2	3.3
Current account balance (US\$b)	0.7	0.0	1.4	3.8	2.5	1.2
Current account balance (% GDP)	1.2	0.0	2.6	6.5	3.9	1.9
Inflation (% change yoy)	-1.6	-1.1	-1.3	1.2	2.6	2.4
Unemployment (% labour force)	11.5	9.2	7.7	6.2	5.2	5.0



Australia's trade and investment relationship with Bulgaria (b)

Australian merchandise trade with Bulgaria, 2018 (A\$000)

Exports to Bulgaria	68,726
Imports from Bulgaria	81,398
Total merchandise trade (exports + imports)	150,124

	Total share	Rank	Growth (yoy)
Exports to Bulgaria	0.0%	71st	239.8%
Imports from Bulgaria	0.0%	68th	21.2%
Total merchandise trade (exports + imports)	0.0%	77th	71.8%

Major Australian exports, 2018 (A\$000)

Precious metal ores & conc (excl gold)	41,391
Wool & other animal hair (incl tops)	11,904
Medicaments (incl veterinary)	4,405
Pharm products (excl medicaments)	2,722

Major Australian imports, 2018 (A\$000)

Medicaments (incl veterinary)	11,725
Cheese & curd	6,962
Travel goods, bags & like containers	4,680
Oil-seeds & oleaginous fruits, soft	4,290

Australia's trade in services with Bulgaria, 2018 (A\$m)

Exports of services to Bulgaria	19
Imports of services from Bulgaria	8

	Total share	Rank	Growth (yoy)
Exports of services to Bulgaria	0.0%	97th	-5.0%
Imports of services from Bulgaria	0.0%	125th	-11.1%

Australia's investment relationship with Bulgaria, 2018 (A\$m)

Australia's investment in Bulgaria	np
Bulgaria's investment in Australia	2

	Total	FDI
Australia's investment in Bulgaria	np	np
Bulgaria's investment in Australia	2	np

Bulgaria's global merchandise trade relationships

Bulgaria's principal export destinations, 2018

1 Germany	14.8%
2 Italy	8.6%
3 Romania	8.5%
64 Australia	0.1%

Bulgaria's principal import sources, 2018

1 Germany	12.4%
2 Russian Federation	9.7%
3 Italy	7.5%
51 Australia	0.2%