



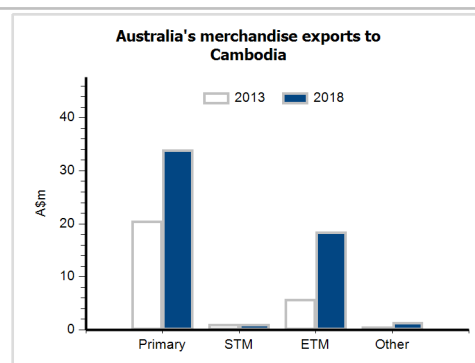
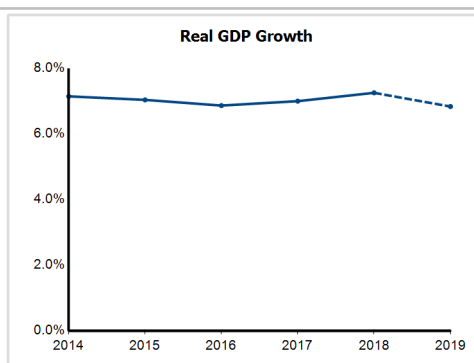
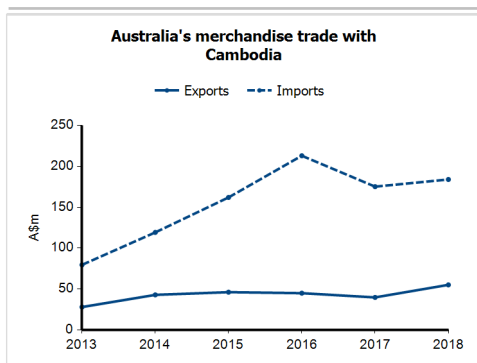
General information

Capital:	Phnom Penh
Land area:	176,520 sq km
Official language(s):	Khmer
Population:	16.3 million (2018)
Currency:	Riel

Head of State	His Majesty King Preah Bat Samdech Preah Boromneath Norodom Sihamoni
Head of Government	Prime Minister Samdech Akka Moha Sena Padei Techo Hun Sen

Economic indicators (a)

	2014	2015	2016	2017	2018	2019
GDP (US\$b) (current prices)	16.7	18.1	20.0	22.2	24.5	27.0
GDP per capita (US\$)	1,090.7	1,163.4	1,270.5	1,387.9	1,508.8	1,635.4
GDP PPP (Int'l \$b)	50.4	54.5	58.9	64.2	70.5	76.6
GDP per capita PPP (Int'l \$)	3,292.3	3,509.0	3,734.8	4,011.9	4,334.7	4,643.6
Real GDP growth (% change yoy)	7.1	7.0	6.9	7.0	7.3	6.8
Current account balance (US\$b)	-1.4	-1.6	-1.7	-1.8	-2.6	-2.5
Current account balance (% GDP)	-8.5	-8.7	-8.4	-8.0	-10.5	-9.1
Inflation (% change yoy)	3.9	1.2	3.0	2.9	2.4	2.5
Unemployment (% labour force)	4.3	4.3	4.3	4.2	4.2	na



Australia's trade and investment relationship with Cambodia (b)

Australian merchandise trade with Cambodia, 2018 (A\$m)	Total share	Rank	Growth (yoy)
Exports to Cambodia	0.0%	74th	38.6%
Imports from Cambodia	0.1%	60th	5.0%
Total merchandise trade (exports + imports)	0.0%	69th	11.2%

Major Australian exports, 2018 (A\$m)

Cereal preparations	19
Prams, toys, games & sporting goods	7
Beef, f.c.f.	5
Computers	4

Major Australian imports, 2018 (A\$m)

Other textile clothing	67
Footwear	27
Women's clothing, knitted	24
Men's clothing, knitted	18

Australia's trade in services with Cambodia, 2018 (A\$m)

	Total share	Rank	Growth (yoy)
Exports of services to Cambodia	0.2%	47th	28.5%
Imports of services from Cambodia	0.2%	42nd	-0.9%

Australia's investment relationship with Cambodia, 2018 (A\$m)

	Total	FDI
Australia's investment in Cambodia	np	np
Cambodia's investment in Australia	np	np

Cambodia's global merchandise trade relationships

Cambodia's principal export destinations, 2018

1 United States	22.7%
2 Japan	8.1%
3 Germany	7.9%
19 Australia	0.8%

Cambodia's principal import sources, 2018

1 China	35.1%
2 Singapore	15.2%
3 Thailand	13.8%
28 Australia	0.1%