



Australian Government

Department of Foreign Affairs and Trade

COMOROS



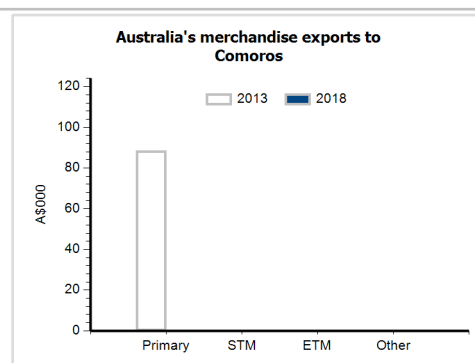
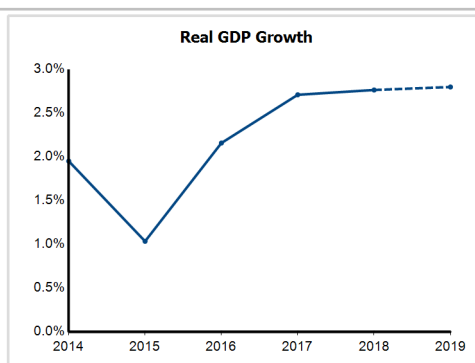
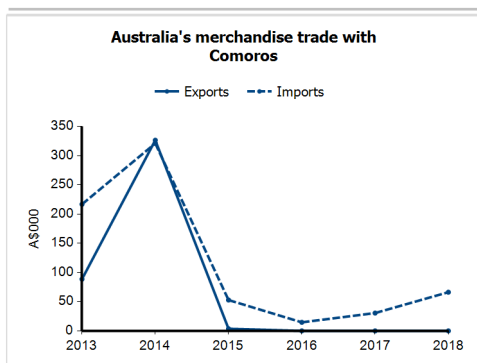
Fact sheets are updated biannually; August and February

General information

Capital:	Moroni	Head of State	
Land area:	1,861 sq km	President HE Mr Azali Assoumani	
Official language(s):	French, Arabic		
Population:	872,000 (2018)		
Currency:	Comorian franc		

Economic indicators (a)

	2014	2015	2016	2017	2018	2019
GDP (US\$b) (current prices)	0.7	0.6	0.6	0.6	0.7	0.7
GDP per capita (US\$)	898.6	742.3	759.7	784.7	873.5	832.9
GDP PPP (Int'l \$b)	1.2	1.2	1.3	1.3	1.4	1.5
GDP per capita PPP (Int'l \$)	1,565.2	1,556.3	1,565.0	1,594.9	1,631.8	1,662.4
Real GDP growth (% change yoy)	2.0	1.0	2.2	2.7	2.8	2.8
Current account balance (US\$b)	0.0	0.0	0.0	-0.1	-0.1	na
Current account balance (% GDP)	-0.4	-6.5	-4.0	-9.1	-8.9	na
Inflation (% change yoy)	1.3	2.0	1.8	1.0	2.0	2.0
Unemployment (% labour force)	4.4	4.3	4.3	4.3	4.3	na



Australia's trade and investment relationship with Comoros (b)

Australian merchandise trade with Comoros, 2018 (A\$000)

		Total share	Rank	Growth (yoy)
Exports to Comoros	0	0.0%
Imports from Comoros	66	0.0%	191st	116.8%
Total merchandise trade (exports + imports)	66	0.0%	217th	116.8%

Major Australian exports, 2018 (A\$000)

No exports were recorded.

Major Australian imports, 2018 (A\$000)

Telecom equipment & parts	21
Footwear	17
Women's clothing (excl knitted)	14
Spices	10

Australia's trade in services with Comoros, 2018 (A\$m)

		Total share	Rank	Growth (yoy)
Exports of services to Comoros	0	0.0%
Imports of services from Comoros	0	0.0%

Australia's investment relationship with Comoros, 2018 (A\$m)

	Total	FDI
Australia's investment in Comoros	0	0
Comoros' investment in Australia	0	0

Comoros' global merchandise trade relationships

Comoros' principal export destinations, 2018

1 France	48.1%
2 India	13.8%
3 Germany	5.7%
24 Australia	0.3%

Comoros' principal import sources, 2018

1 United Arab Emirates	25.0%
2 France	17.8%
3 China	14.0%
.. Australia	na

Compiled by the Statistics Section, DFAT, using the latest data from the ABS, the IMF and various international sources

(a) Economic indicators data is from the IMF WEO where available, the EIU or other reputable source. Data may include forecasts or projections for recent years. GNI may be shown in lieu of GDP for countries where GDP data is unavailable.
(b) Merchandise trade data is based on published and unpublished ABS data. May exclude confidential items of trade. Totals may not add up due to rounding. Investment data is stocks as at end December.

All data may be subject to future revisions.

GDP - Gross Domestic Product PPP - Purchasing power parity GNI - Gross National Income na - Data is not available np - Data is not published .. - Data is not meaningful Primary - Primary goods STM - Simply transformed manufactures
ETM - Elaborately transformed manufactures Other - Other goods including non-monetary gold f.c.f. - Fresh, chilled or frozen nes - Not elsewhere specified