



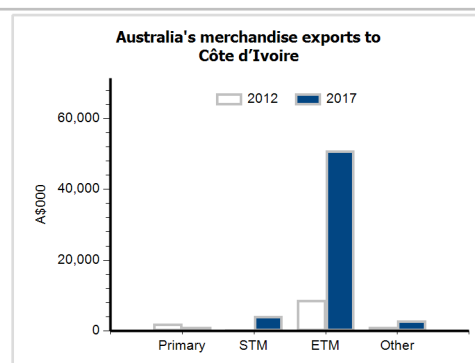
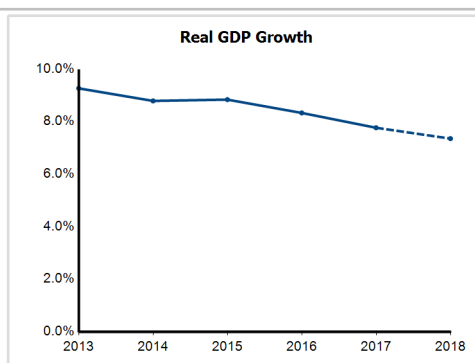
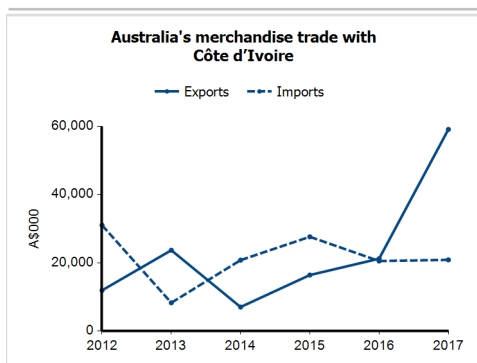
General information

Capital:	Yamoussoukro
Land area:	318,000 sq km
Official language(s):	French
Population:	25.0 million (2017)
Currency:	CFA Franc

Head of State	President HE Mr Alassane Ouattara
Head of Government	Prime Minister HE Mr Amadou Gon Coulibaly

Economic indicators (a)

	2013	2014	2015	2016	2017	2018
GDP (US\$b) (current prices)	31.3	35.4	33.1	36.4	40.4	48.1
GDP per capita (US\$)	1,388.5	1,530.6	1,398.0	1,495.2	1,617.0	1,879.9
GDP PPP (Int'l \$b)	66.1	73.2	80.5	88.3	96.9	106.4
GDP per capita PPP (Int'l \$)	2,933.6	3,166.6	3,395.7	3,631.3	3,882.9	4,155.3
Real GDP growth (% change yoy)	9.3	8.8	8.8	8.3	7.8	7.4
Current account balance (US\$b)	-0.4	0.5	-0.2	-0.4	-0.5	-0.7
Current account balance (% GDP)	-1.4	1.4	-0.6	-1.1	-1.2	-1.5
Inflation (% change yoy)	2.6	0.4	1.2	0.7	0.8	1.7
Unemployment (% labour force)	2.8	2.7	2.7	2.6	2.6	na



Australia's trade and investment relationship with Côte d'Ivoire (b)

Australian merchandise trade with Côte d'Ivoire, 2017 (A\$000)

		Total share	Rank	Growth (yoy)
Exports to Côte d'Ivoire	59,153	0.0%	70th	179.1%
Imports from Côte d'Ivoire	20,860	0.0%	95th	1.7%
Total merchandise trade (exports + imports)	80,013	0.0%	86th	91.8%

Major Australian exports, 2017 (A\$000)

Civil engineering equipment & parts	7,611
Specialised machinery & parts	7,481
Mechanical handling equip & parts	5,498
Electrical circuits equipment	3,986

Major Australian imports, 2017 (A\$000)

Cocoa	20,699
Wood, simply worked	35
Veneers, plywood & particle board	31
Specialised machinery & parts	24

Australia's trade in services with Côte d'Ivoire, 2017 (A\$m)

		Total share	Rank	Growth (yoy)
Exports of services to Côte d'Ivoire	5	0.0%	126th	400.0%
Imports of services from Côte d'Ivoire	2	0.0%	153rd	100.0%

Australia's investment relationship with Côte d'Ivoire, 2017 (A\$m)

	Total	FDI
Australia's investment in Côte d'Ivoire	np	np
Côte d'Ivoire's investment in Australia	np	np

Côte d'Ivoire's global merchandise trade relationships

Côte d'Ivoire's principal export destinations, 2017

1 The Netherlands	11.4%
2 United States	7.6%
3 France	6.2%
50 Australia	0.1%

Côte d'Ivoire's principal import sources, 2017

1 Nigeria	13.0%
2 France	11.6%
3 China	9.8%
49 Australia	0.2%