



## General information

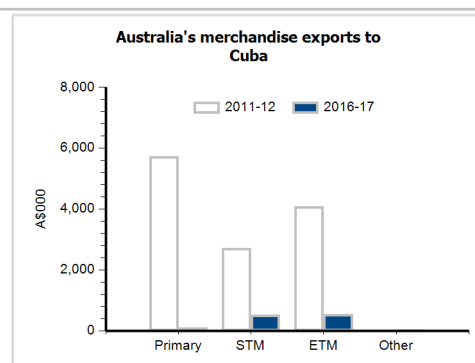
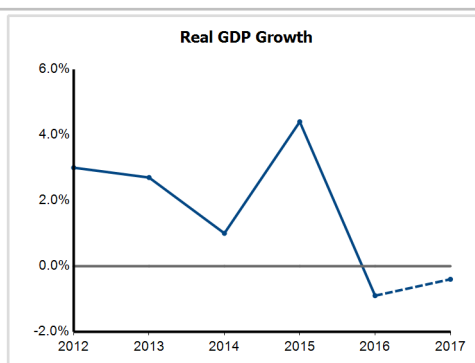
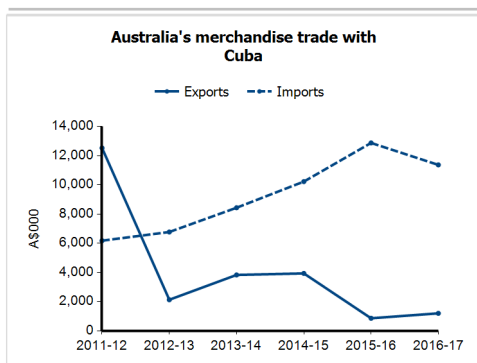
<b>Capital:</b>	Havana
<b>Land area:</b>	106,440 sq km
<b>Official language(s):</b>	Spanish
<b>Population:</b>	11.5 million (2016)
<b>Currency:</b>	Cuban Peso

### Head of State and Head of Government

President of the Councils of State and Ministers of the Republic of Cuba  
HE Mr Miguel Mario Díaz-Canel Bermúdez

## Economic indicators (a)

	2012	2013	2014	2015	2016	2017
<b>GDP (US\$b) (current prices)</b>	73.1	77.1	80.7	87.1	89.7	94.0
<b>GDP per capita (US\$)</b>	6,469.0	6,767.4	7,075.1	7,576.8	7,799.0	8,172.1
<b>GDP PPP (Int'l \$b)</b>	124.9	130.4	134.1	141.6	142.2	144.3
<b>GDP per capita PPP (Int'l \$)</b>	11,010.0	11,430.0	11,730.0	12,360.0	12,390.0	12,560.0
<b>Real GDP growth (% change yoy)</b>	3.0	2.7	1.0	4.4	-0.9	-0.4
<b>Current account balance (US\$m)</b>	2,382.0	1,850.0	3,112.0	1,931.0	1,792.0	1,952.0
<b>Current account balance (% GDP)</b>	3.3	2.4	3.9	2.2	2.0	2.1
<b>Inflation (% change yoy)</b>	5.5	6.0	5.3	4.6	4.5	5.2
<b>Unemployment (% labour force)</b>	3.5	3.3	2.7	2.4	2.0	2.2



## Australia's trade and investment relationship with Cuba (b)

### Australian merchandise trade with Cuba, 2016-17 (A\$000)

Exports to Cuba	1,203
Imports from Cuba	11,373
Total merchandise trade (exports + imports)	12,576

	Total share	Rank	Growth (yoy)
Exports to Cuba	0.0%	170th	39.2%
Imports from Cuba	0.0%	106th	-11.7%
Total merchandise trade (exports + imports)	0.0%	139th	-8.5%

### Major Australian exports, 2016-17 (A\$000)

Prepared additives for mineral oils	397
Heating & cooling equipment & parts	225
Pumps for liquids & parts	141
Inorganic chemical elements	105

### Major Australian imports, 2016-17 (A\$000)

Tobacco, manufactured	5,863
Edible products & preparations, nes	2,327
Alcoholic beverages	1,431
Crustaceans, f.c.f.	1,019

### Australia's trade in services with Cuba, 2016-17 (A\$m)

Exports of services to Cuba	2
Imports of services from Cuba	50

	Total share	Rank	Growth (yoy)
Exports of services to Cuba	0.0%	146th	0.0%
Imports of services from Cuba	0.1%	71st	25.0%

### Australia's investment relationship with Cuba, 2016 (A\$m)

Australia's investment in Cuba	np
Cuba's investment in Australia	0

	Total	FDI
Australia's investment in Cuba	np	0
Cuba's investment in Australia	0	0

## Cuba's global merchandise trade relationships

### Cuba's principal export destinations, 2016

1 Russian Federation	21.7%
2 Venezuela	14.9%
3 Spain	10.2%
37 Australia	0.2%

### Cuba's principal import sources, 2016

1 China	28.0%
2 Spain	13.4%
3 Argentina	5.2%
61 Australia	0.0%