



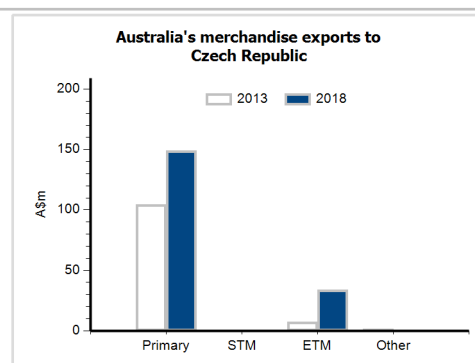
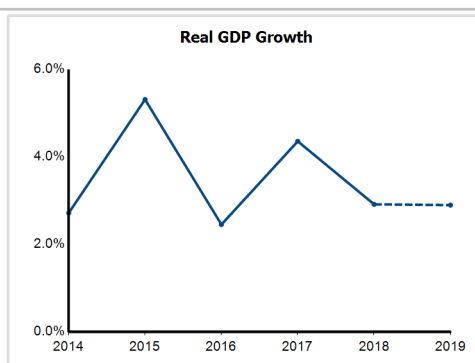
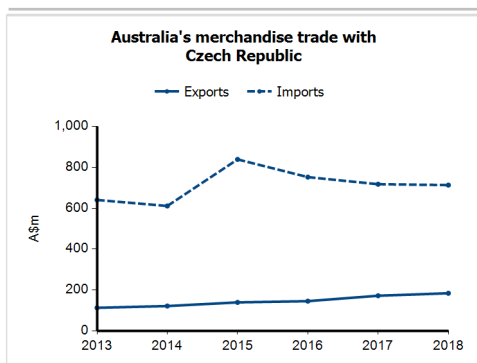
General information

Capital:	Prague
Land area:	77,230 sq km
Official language(s):	Czech
Population:	10.6 million (2018)
Currency:	Koruna

Head of State
President HE Mr Miloš Zeman
Head of Government
Prime Minister Mr Andrej Babiš

Economic indicators (a)

	2014	2015	2016	2017	2018	2019
GDP (US\$b) (current prices)	207.8	186.8	195.1	215.9	242.1	246.2
GDP per capita (US\$)	19,768.8	17,728.7	18,485.2	20,410.0	22,850.3	23,209.6
GDP PPP (Int'l \$b)	320.9	341.6	353.8	376.2	395.9	414.6
GDP per capita PPP (Int'l \$)	30,527.4	32,412.3	33,520.0	35,559.8	37,371.0	39,088.4
Real GDP growth (% change yoy)	2.7	5.3	2.5	4.4	2.9	2.9
Current account balance (US\$b)	0.4	0.5	3.0	2.3	0.4	-1.6
Current account balance (% GDP)	0.2	0.2	1.6	1.1	0.2	-0.6
Inflation (% change yoy)	0.4	0.3	0.7	2.5	2.2	2.3
Unemployment (% labour force)	6.1	5.0	3.9	2.9	2.5	3.1



Australia's trade and investment relationship with Czech Republic (b)

Australian merchandise trade with Czech Republic, 2018 (A\$m)	Total share	Rank	Growth (yoy)
Exports to Czech Republic	0.1%	50th	7.1%
Imports from Czech Republic	0.2%	41st	-0.6%
Total merchandise trade (exports + imports)	0.1%	42nd	0.9%

Major Australian exports, 2018 (A\$m)

Wool & other animal hair (incl tops)	149
Vehicle parts & accessories	9
Non-electric engines & motors	7
Telecom equipment & parts	4

Major Australian imports, 2018 (A\$m)

Passenger motor vehicles	178
Wood, simply worked	41
Telecom equipment & parts	36
Pumps (excl liquid pumps) & parts	32

Australia's trade in services with Czech Republic, 2018 (A\$m)

	Total share	Rank	Growth (yoy)
Exports of services to Czech Republic	0.1%	63rd	3.4%
Imports of services from Czech Republic	0.0%	89th	3.2%

Australia's investment relationship with Czech Republic, 2018 (A\$m)

	Total	FDI
Australia's investment in Czech Republic	252	np
Czech Republic's investment in Australia	636	2

Czech Republic's global merchandise trade relationships

Czech Republic's principal export destinations, 2018

1 Germany	33.3%
2 Slovak Republic	7.0%
3 Poland	6.2%
37 Australia	0.3%

Czech Republic's principal import sources, 2018

1 Germany	24.7%
2 China	15.1%
3 Poland	7.4%
43 Australia	0.2%