



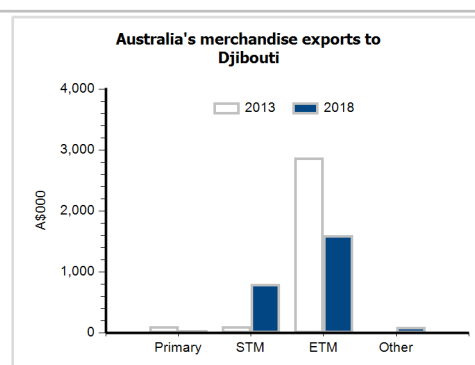
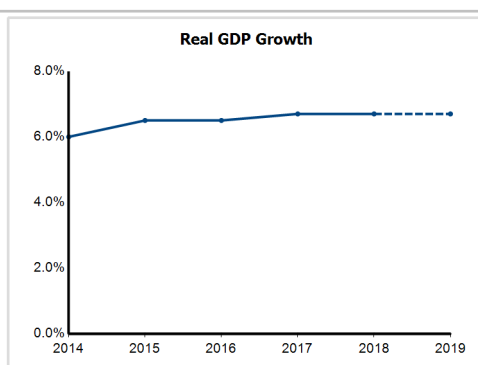
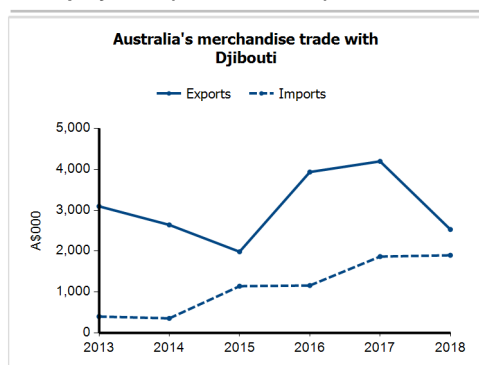
General information

Capital:	Djibouti
Land area:	23,180 sq km
Official language(s):	French, Arabic
Population:	1.0 million (2018)
Currency:	Djibouti franc

Head of State	President HE Mr Ismail Omar Guelleh
Head of Government	Prime Minister Abdoukader Kamil Mohamed

Economic indicators (a)

	2014	2015	2016	2017	2018	2019
GDP (US\$b) (current prices)	1.6	1.7	1.9	2.0	2.2	2.4
GDP per capita (US\$)	1,690.7	1,788.4	1,902.8	1,988.8	2,084.9	2,218.0
GDP PPP (Int'l \$b)	2.9	3.1	3.3	3.6	4.0	4.3
GDP per capita PPP (Int'l \$)	3,075.4	3,220.1	3,372.5	3,567.0	3,785.8	3,999.3
Real GDP growth (% change yoy)	6.0	6.5	6.5	6.7	6.7	6.7
Current account balance (US\$b)	-0.4	-0.5	-0.2	-0.3	-0.3	-0.4
Current account balance (% GDP)	-25.1	-31.8	-9.4	-13.8	-14.3	-14.9
Inflation (% change yoy)	2.3	0.9	0.4	0.8	-0.1	0.8
Unemployment (% labour force)	5.9	5.9	5.8	5.8	5.8	na



Australia's trade and investment relationship with Djibouti (b)

Australian merchandise trade with Djibouti, 2018 (A\$000)

Exports to Djibouti	2,531
Imports from Djibouti	1,899
Total merchandise trade (exports + imports)	4,429

	Total share	Rank	Growth (yoy)
Exports to Djibouti	0.0%	151st	-39.7%
Imports from Djibouti	0.0%	140th	1.7%
Total merchandise trade (exports + imports)	0.0%	160th	-27.0%

Major Australian exports, 2018 (A\$000)

Lead	794
Metal containers	740
Food processing machines & parts	253
Telecom equipment & parts	140

Major Australian imports, 2018 (A\$000)

Coffee & substitutes	1,894
Telecom equipment & parts	2
Internal combustion piston engines	2

Australia's trade in services with Djibouti, 2018 (A\$m)

Exports of services to Djibouti	0
Imports of services from Djibouti	1

	Total share	Rank	Growth (yoy)
Exports of services to Djibouti	0.0%
Imports of services from Djibouti	0.0%	173rd	..

Australia's investment relationship with Djibouti, 2018 (A\$m)

Australia's investment in Djibouti	0
Djibouti's investment in Australia	0

	Total	FDI
Australia's investment in Djibouti	0	0
Djibouti's investment in Australia	0	0

Djibouti's global merchandise trade relationships

Djibouti's principal export destinations, 2018

1 Ethiopia	27.8%
2 Somalia	27.2%
3 Brazil	9.5%
17 Australia	0.4%

Djibouti's principal import sources, 2018

1 France	18.8%
2 United Arab Emirates	17.9%
3 China	10.4%
69 Australia	0.0%