



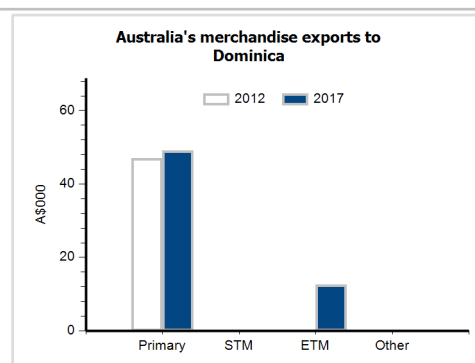
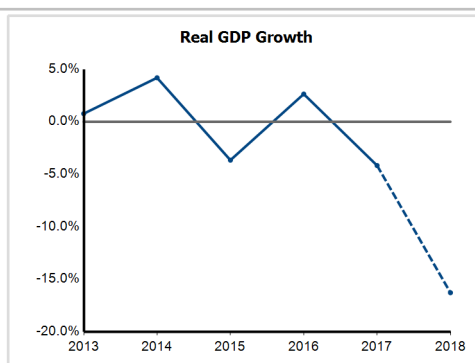
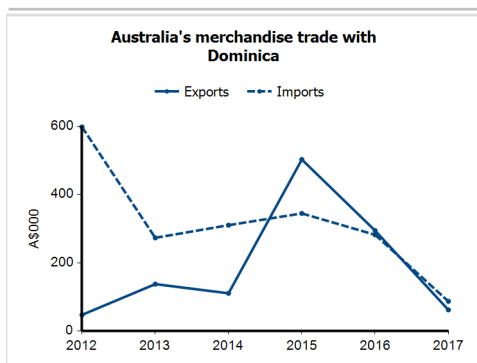
## General information

<b>Capital:</b>	Roseau
<b>Land area:</b>	750 sq km
<b>Official language(s):</b>	English
<b>Population:</b>	71,000 (2017)
<b>Currency:</b>	East Caribbean dollar

<b>Head of State</b>	President HE Charles Angelo Savarin
<b>Head of Government</b>	Prime Minister The Hon Roosevelt Skerrit

## Economic indicators (a)

	2013	2014	2015	2016	2017	2018
<b>GDP (US\$b) (current prices)</b>	0.5	0.5	0.5	0.6	0.6	0.5
<b>GDP per capita (US\$)</b>	7,187.7	7,466.6	7,564.4	8,220.1	7,921.5	6,722.2
<b>GDP PPP (Int'l \$b)</b>	0.8	0.8	0.8	0.8	0.8	0.7
<b>GDP per capita PPP (Int'l \$)</b>	10,600.4	11,242.4	10,948.6	11,380.8	11,102.3	9,506.4
<b>Real GDP growth (% change yoy)</b>	0.8	4.2	-3.7	2.6	-4.2	-16.3
<b>Current account balance (US\$m)</b>	na	-38.0	-10.0	5.0	-100.0	-177.0
<b>Current account balance (% GDP)</b>	na	-7.1	-1.9	0.8	-17.8	-37.1
<b>Inflation (% change yoy)</b>	0.0	0.8	-0.8	0.0	0.6	1.4
<b>Unemployment (% labour force)</b>	na	na	na	na	na	na



## Australia's trade and investment relationship with Dominica (b)

Australian merchandise trade with Dominica, 2017 (A\$000)	Total share	Rank	Growth (yoy)
Exports to Dominica	0.0%	207th	-79.0%
Imports from Dominica	0.0%	197th	-69.3%
Total merchandise trade (exports + imports)	0.0%	211th	-74.2%

### Major Australian exports, 2017 (A\$000)

Alcoholic beverages	49
Electrical machinery & parts, nes	13

### Major Australian imports, 2017 (A\$000)

Specialised machinery & parts	31
Other textile clothing	26
Tobacco, manufactured	11
Power generating machinery & parts	6

### Australia's trade in services with Dominica, 2017 (A\$m)

	Total share	Rank	Growth (yoy)
Exports of services to Dominica	0.0%	161st	..
Imports of services from Dominica	0.0%	153rd	-33.3%

### Australia's investment relationship with Dominica, 2017 (A\$m)

	Total	FDI
Australia's investment in Dominica	0	0
Dominica's investment in Australia	0	0

## Dominica's global merchandise trade relationships

### Dominica's principal export destinations, 2017

1 Saudi Arabia	40.2%
2 Trinidad & Tobago	8.9%
3 Jamaica	7.7%
40 Australia	0.1%

### Dominica's principal import sources, 2017

1 United States	61.3%
2 Trinidad & Tobago	9.8%
3 United Kingdom	2.7%
53 Australia	0.0%