



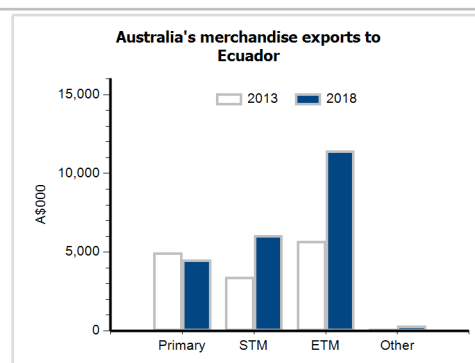
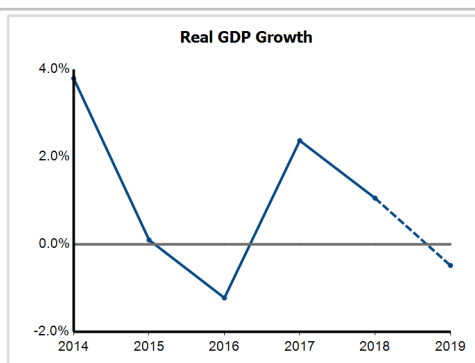
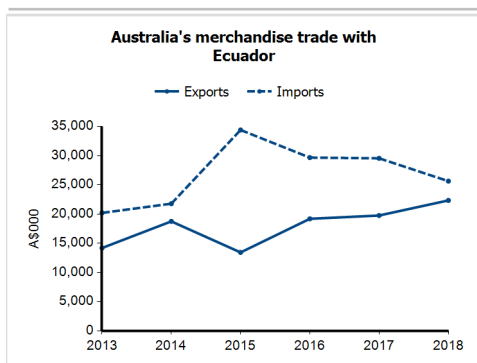
General information

Capital:	Quito
Land area:	248,360 sq km
Official language(s):	Spanish
Population:	17.0 million (2018)
Currency:	United States Dollar

Head of State and Head of Government
Constitutional President HE Mr Lenin Moreno Garcés

Economic indicators (a)

	2014	2015	2016	2017	2018	2019
GDP (US\$b) (current prices)	101.7	99.3	99.9	104.3	107.5	106.3
GDP per capita (US\$)	6,347.0	6,099.4	6,046.3	6,216.6	6,315.5	6,155.3
GDP PPP (Int'l \$b)	183.2	185.3	185.1	193.0	199.5	202.0
GDP per capita PPP (Int'l \$)	11,430.0	11,385.1	11,196.5	11,506.8	11,718.1	11,700.4
Real GDP growth (% change yoy)	3.8	0.1	-1.2	2.4	1.1	-0.5
Current account balance (US\$b)	-0.7	-2.2	1.3	-0.4	-0.8	0.4
Current account balance (% GDP)	-0.7	-2.2	1.3	-0.4	-0.7	0.4
Inflation (% change yoy)	3.6	4.0	1.7	0.4	-0.2	0.6
Unemployment (% labour force)	3.8	4.8	5.2	4.6	3.7	4.3



Australia's trade and investment relationship with Ecuador (b)

Australian merchandise trade with Ecuador, 2018 (A\$000)

Exports to Ecuador	22,346
Imports from Ecuador	25,647
Total merchandise trade (exports + imports)	47,993

	Total share	Rank	Growth (yoy)
Exports to Ecuador	0.0%	95th	13.1%
Imports from Ecuador	0.0%	92nd	-13.2%
Total merchandise trade (exports + imports)	0.0%	107th	-2.7%

Major Australian exports, 2018 (A\$000)

Paper & paperboard	5,286
Refined petroleum	2,934
Food processing machines & parts	2,259
Measuring & analysing instruments	1,592

Major Australian imports, 2018 (A\$000)

Crude vegetable matter, nes	10,010
Cocoa	3,661
Textile yarn	2,130
Animal feed	1,971

Australia's trade in services with Ecuador, 2018 (A\$m)

Exports of services to Ecuador	32
Imports of services from Ecuador	32

	Total share	Rank	Growth (yoy)
Exports of services to Ecuador	0.0%	84th	3.2%
Imports of services from Ecuador	0.0%	89th	6.7%

Australia's investment relationship with Ecuador, 2018 (A\$m)

Australia's investment in Ecuador	
Ecuador's investment in Australia	

	Total	FDI
Australia's investment in Ecuador	80	np
Ecuador's investment in Australia	4	0

Ecuador's global merchandise trade relationships

Ecuador's principal export destinations, 2018

1 United States	30.9%
2 Peru	7.5%
3 China	6.9%
60 Australia	0.1%

Ecuador's principal import sources, 2018

1 United States	21.8%
2 China	18.9%
3 Colombia	7.9%
54 Australia	0.1%