



General information

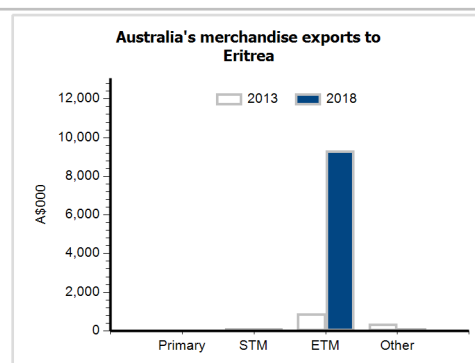
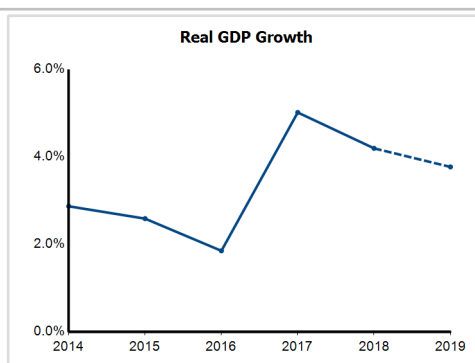
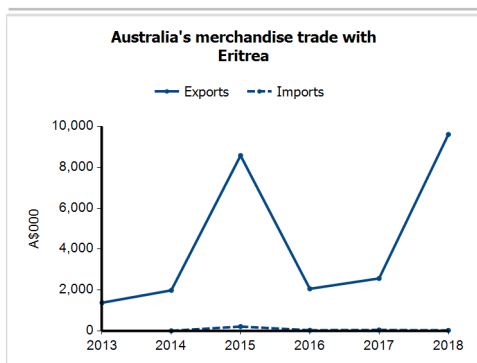
Capital:	Asmara
Land area:	101,000 sq km
Official language(s):	Arabic, Tigrinya, English
Population:	6.0 million (2018)
Currency:	Nakfa

Head of State and Head of Government

President HE Mr Isaias Afwerki

Economic indicators (a)

	2014	2015	2016	2017	2018	2019
GDP (US\$b) (current prices)	4.0	4.4	5.0	5.8	6.7	7.7
GDP per capita (US\$)	710.2	779.3	860.3	979.7	1,111.5	1,253.1
GDP PPP (Int'l \$b)	8.2	8.5	8.8	9.4	10.0	10.6
GDP per capita PPP (Int'l \$)	1,474.7	1,497.1	1,510.4	1,584.7	1,656.5	1,717.7
Real GDP growth (% change yoy)	2.9	2.6	1.9	5.0	4.2	3.8
Current account balance (US\$b)	0.2	-0.1	-0.1	-0.1	-0.1	-0.2
Current account balance (% GDP)	4.0	-1.4	-2.1	-2.4	-1.6	-2.0
Inflation (% change yoy)	10.0	9.0	9.0	9.0	9.0	9.0
Unemployment (% labour force)	6.6	6.6	6.5	6.4	6.3	na



Australia's trade and investment relationship with Eritrea (b)

Australian merchandise trade with Eritrea, 2018 (A\$000)

Exports to Eritrea	9,612
Imports from Eritrea	24
Total merchandise trade (exports + imports)	9,636

	Total share	Rank	Growth (yoy)
Exports to Eritrea	0.0%	119th	274.6%
Imports from Eritrea	0.0%	202nd	-47.4%
Total merchandise trade (exports + imports)	0.0%	147th	269.1%

Major Australian exports, 2018 (A\$000)

Rubber tyres, treads & tubes	4,059
Civil engineering equipment & parts	1,967
Mechanical handling equip & parts	1,555
Specialised machinery & parts	982

Major Australian imports, 2018 (A\$000)

Lime, cement & construction materials	17
Measuring & analysing instruments	4
Rubber articles, nes	3

Australia's trade in services with Eritrea, 2018 (A\$m)

Exports of services to Eritrea	2
Imports of services from Eritrea	5

	Total share	Rank	Growth (yoy)
Exports of services to Eritrea	0.0%	147th	0.0%
Imports of services from Eritrea	0.0%	137th	25.0%

Australia's investment relationship with Eritrea, 2018 (A\$m)

Australia's investment in Eritrea	np
Eritrea's investment in Australia	0

	Total	FDI
Australia's investment in Eritrea	np	0
Eritrea's investment in Australia	0	0

Eritrea's global merchandise trade relationships

Eritrea's principal export destinations, 2018

1 China	83.0%
2 Republic of Korea	15.4%
3 Italy	0.4%
48 Australia	0.0%

Eritrea's principal import sources, 2018

1 China	14.3%
2 United Arab Emirates	13.0%
3 Saudi Arabia	10.3%
23 Australia	0.8%