



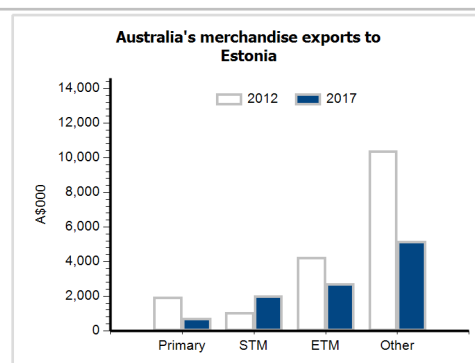
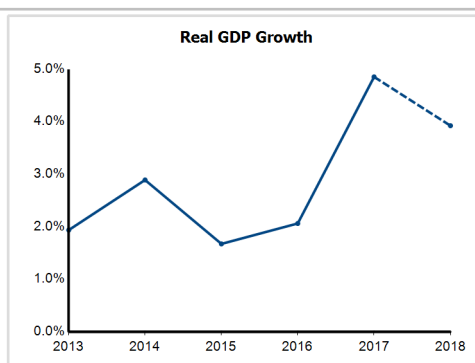
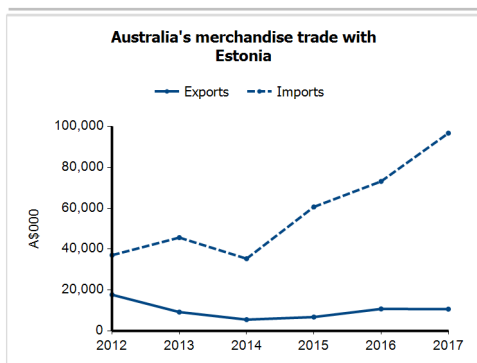
## General information

<b>Capital:</b>	Tallinn
<b>Land area:</b>	42,390 sq km
<b>Official language(s):</b>	Estonian
<b>Population:</b>	1.3 million (2017)
<b>Currency:</b>	Euro

<b>Head of State</b>
President HE Ms Kersti Kaljulaid
<b>Head of Government</b>
Prime Minister Mr Jüri Ratas

## Economic indicators (a)

	2013	2014	2015	2016	2017	2018
<b>GDP (US\$b) (current prices)</b>	25.1	26.3	22.6	23.3	26.0	30.8
<b>GDP per capita (US\$)</b>	19,046.7	19,961.9	17,192.4	17,798.7	19,840.1	23,610.5
<b>GDP PPP (Int'l \$b)</b>	35.0	36.7	37.7	38.9	41.6	44.2
<b>GDP per capita PPP (Int'l \$)</b>	26,508.3	27,856.0	28,685.0	29,684.6	31,749.5	33,842.1
<b>Real GDP growth (% change yoy)</b>	1.9	2.9	1.7	2.1	4.9	3.9
<b>Current account balance (US\$b)</b>	0.1	0.1	0.4	0.4	0.8	0.6
<b>Current account balance (% GDP)</b>	0.5	0.3	2.0	1.9	3.2	2.0
<b>Inflation (% change yoy)</b>	3.2	0.5	0.1	0.9	3.7	3.0
<b>Unemployment (% labour force)</b>	8.6	7.4	6.2	6.8	5.8	6.3



## Australia's trade and investment relationship with Estonia (b)

## Australian merchandise trade with Estonia, 2017 (A\$000)

Exports to Estonia	10,658
Imports from Estonia	96,746
Total merchandise trade (exports + imports)	107,404

	Total share	Rank	Growth (yoy)
Exports to Estonia	0.0%	113th	-0.8%
Imports from Estonia	0.0%	64th	32.3%
Total merchandise trade (exports + imports)	0.0%	80th	28.0%

## Major Australian exports, 2017 (A\$000)

Gold coin & legal tender coin	5,160
Prepared additives for mineral oils	1,855
Alcoholic beverages	720
Rubber articles, nes	652

## Major Australian imports, 2017 (A\$000)

Wood, simply worked	41,416
Telecom equipment & parts	27,018
Measuring & analysing instruments	4,156
Wood manufactures, nes	3,577

## Australia's trade in services with Estonia, 2017 (A\$m)

Exports of services to Estonia	30
Imports of services from Estonia	7

	Total share	Rank	Growth (yoy)
Exports of services to Estonia	0.0%	87th	0.0%
Imports of services from Estonia	0.0%	122nd	0.0%

## Australia's investment relationship with Estonia, 2017 (A\$m)

Australia's investment in Estonia	np
Estonia's investment in Australia	np

	Total	FDI
Australia's investment in Estonia	np	np
Estonia's investment in Australia	np	0

## Estonia's global merchandise trade relationships

## Estonia's principal export destinations, 2017

1 Finland	15.2%
2 Sweden	12.7%
3 Russian Federation	10.3%
36 Australia	0.3%

## Estonia's principal import sources, 2017

1 Finland	10.7%
2 Germany	10.3%
3 China	8.5%
60 Australia	0.0%