



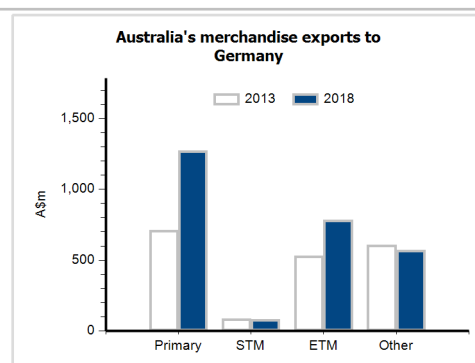
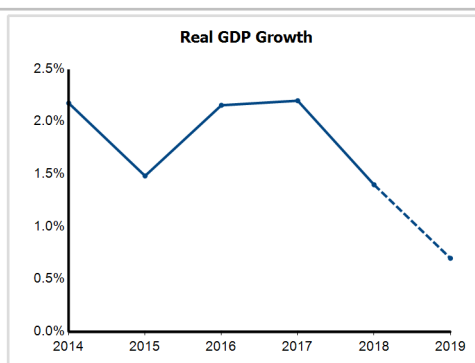
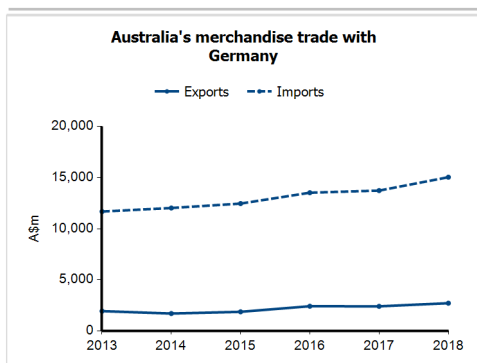
## General information

<b>Capital:</b>	Berlin
<b>Land area:</b>	348,540 sq km
<b>Official language(s):</b>	German
<b>Population:</b>	82.9 million (2018)
<b>Currency:</b>	Euro

<b>Head of State</b>	Federal President HE Dr Frank-Walter Steinmeier
<b>Head of Government</b>	Federal Chancellor Dr Angela Merkel

## Economic indicators (a)

	2014	2015	2016	2017	2018	2019
<b>GDP (US\$b) (current prices)</b>	3,904.9	3,383.1	3,496.6	3,700.6	4,000.4	3,963.9
<b>GDP per capita (US\$)</b>	48,218.9	41,415.2	42,460.7	44,770.6	48,264.0	47,785.5
<b>GDP PPP (Int'l \$b)</b>	3,797.1	3,894.7	4,022.2	4,199.3	4,356.4	4,467.2
<b>GDP per capita PPP (Int'l \$)</b>	46,887.8	47,678.0	48,843.1	50,804.0	52,558.7	53,853.6
<b>Real GDP growth (% change yoy)</b>	2.2	1.5	2.2	2.2	1.4	0.7
<b>Current account balance (US\$b)</b>	291.0	301.2	297.5	295.0	294.3	279.6
<b>Current account balance (% GDP)</b>	7.5	8.9	8.5	8.0	7.4	7.1
<b>Inflation (% change yoy)</b>	0.8	0.7	0.4	1.7	1.9	1.3
<b>Unemployment (% labour force)</b>	5.0	4.6	4.2	3.8	3.4	3.4



## Australia's trade and investment relationship with Germany (b)

### Australian merchandise trade with Germany, 2018 (A\$m)

		<b>Total share</b>	<b>Rank</b>	<b>Growth (yoy)</b>
Exports to Germany	2,710	0.8%	17th	12.6%
Imports from Germany	15,041	4.7%	4th	9.5%
<b>Total merchandise trade (exports + imports)</b>	<b>17,750</b>	<b>2.7%</b>	<b>9th</b>	<b>10.0%</b>

### Major Australian exports, 2018 (A\$m)

Oil-seeds & oleaginous fruits, soft	490
Gold coin & legal tender coin	469
Precious metal ores & conc (excl gold)	251
Coal	203

### Major Australian imports, 2018 (A\$m)

Passenger motor vehicles	2,931
Medicaments (incl veterinary)	1,131
Pharm products (excl medicaments)	614
Goods vehicles	607

### Australia's trade in services with Germany, 2018 (A\$m)

		<b>Total share</b>	<b>Rank</b>	<b>Growth (yoy)</b>
Exports of services to Germany	1,786	1.9%	12th	8.7%
Imports of services from Germany	3,715	3.8%	7th	13.9%

### Major Australian services exports, 2018 (A\$m)

Personal travel excluding education	826
Professional, technical & other business	306

### Major Australian services imports, 2018 (A\$m)

Transport	1,829
Personal travel excluding education	691

### Australia's investment relationship with Germany, 2018 (A\$m)

	<b>Total</b>	<b>FDI</b>
Australia's investment in Germany	77,337	np
Germany's investment in Australia	49,035	24,299

## Germany's global merchandise trade relationships

### Germany's principal export destinations, 2018

1 United States	8.6%
2 France	8.0%
3 China	7.1%
27 Australia	0.8%

### Germany's principal import sources, 2018

1 China	9.8%
2 The Netherlands	8.1%
3 United States	6.1%
46 Australia	0.2%