

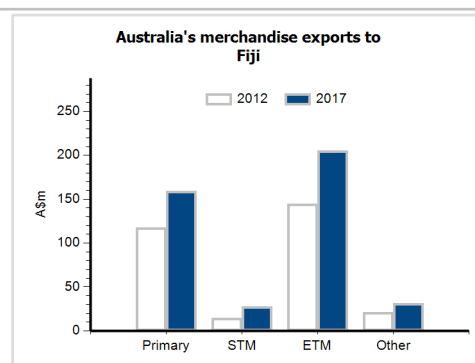
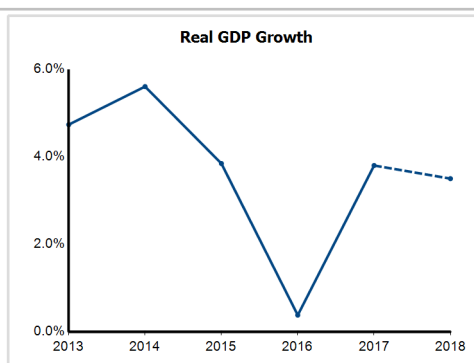
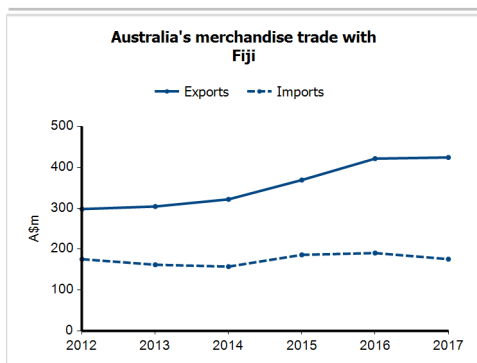
General information

Capital:	Suva
Land area:	18,270 sq km
Official language(s):	English, Fijian, Hindustani
Population:	885,000 (2017)
Currency:	Fiji Dollar

Head of State	President Major General (Retired) Jioji Konousi Konrote
Head of Government	Prime Minister Rear Admiral (Retired) Josaia Voreqe Bainimarama

Economic indicators (a)

	2013	2014	2015	2016	2017	2018
GDP (US\$b) (current prices)	4.2	4.5	4.3	4.7	5.1	5.4
GDP per capita (US\$)	4,863.5	5,179.9	4,995.8	5,342.8	5,740.3	6,120.4
GDP PPP (Int'l \$b)	7.1	7.7	8.1	8.2	8.7	9.2
GDP per capita PPP (Int'l \$)	8,284.2	8,863.7	9,263.2	9,375.3	9,777.2	10,303.5
Real GDP growth (% change yoy)	4.7	5.6	3.8	0.4	3.8	3.5
Current account balance (US\$b)	-0.4	-0.3	-0.2	-0.2	-0.2	-0.3
Current account balance (% GDP)	-9.7	-7.6	-3.6	-5.0	-4.5	-5.2
Inflation (% change yoy)	2.9	0.5	1.4	3.9	3.4	3.3
Unemployment (% labour force)	6.4	6.2	5.5	5.5	4.5	4.5



Australia's trade and investment relationship with Fiji (b)

Australian merchandise trade with Fiji, 2017 (A\$m)

		Total share	Rank	Growth (yoy)
Exports to Fiji	424	0.1%	39th	0.7%
Imports from Fiji	176	0.1%	58th	-7.8%
Total merchandise trade (exports + imports)	600	0.1%	49th	-2.0%

Major Australian exports, 2017 (A\$m)

Wheat	55
Liquefied propane & butane	26
Paper & paperboard	13
Ships, boats & floating structures	12

Major Australian imports, 2017 (A\$m)

Gold	74
Other textile clothing	24
Men's clothing (excl knitted)	19
Women's clothing (excl knitted)	10

Australia's trade in services with Fiji, 2017 (A\$m)

		Total share	Rank	Growth (yoy)
Exports of services to Fiji	226	0.3%	38th	18.9%
Imports of services from Fiji	1,228	1.4%	17th	-6.5%

Major Australian services exports, 2017 (A\$m)

Personal travel excluding education	107
Transport	35

Major Australian services imports, 2017 (A\$m)

Personal travel excluding education	1,046
Transport	105

Australia's investment relationship with Fiji, 2017 (A\$m)

	Total	FDI
Australia's investment in Fiji	1,343	np
Fiji's investment in Australia	484	np

Fiji's global merchandise trade relationships

Fiji's principal export destinations, 2017

1 United States	19.4%
2 Australia	15.4%
3 New Zealand	6.8%
4 United Kingdom	5.3%

Fiji's principal import sources, 2017

1 Singapore	19.1%
2 New Zealand	17.2%
3 Australia	16.6%
4 China	15.7%