

FORMER YUGOSLAV REPUBLIC
OF MACEDONIA

Fact sheets are updated biannually; June and December

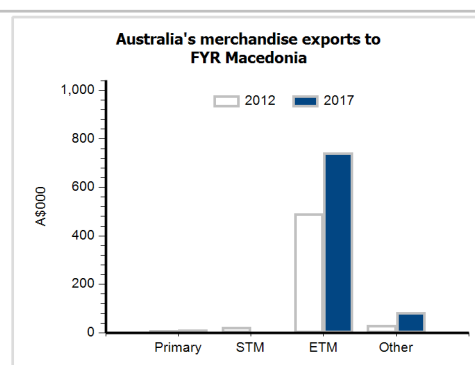
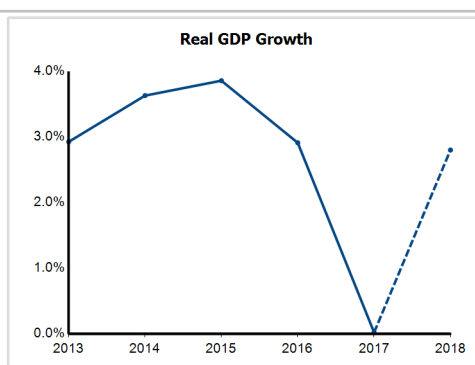
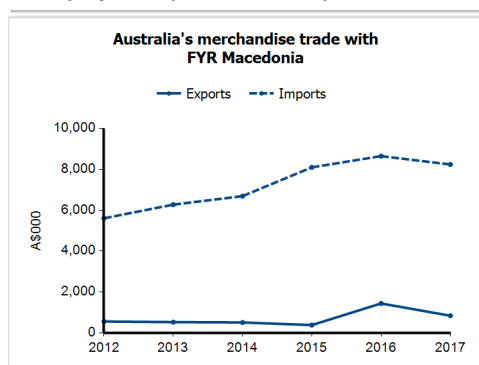
General information

Capital:	Skopje
Land area:	25,220 sq km
Official language(s):	Macedonian
Population:	2.1 million (2017)
Currency:	Denar

Head of State
President HE Mr Gjorge Ivanov
Head of Government
Prime Minister HE Mr Zoran Zaev

Economic indicators (a)

	2013	2014	2015	2016	2017	2018
GDP (US\$b) (current prices)	10.8	11.4	10.1	10.8	11.4	13.1
GDP per capita (US\$)	5,239.7	5,498.6	4,860.4	5,188.4	5,474.4	6,295.1
GDP PPP (Int'l \$b)	26.3	27.8	29.2	30.4	31.0	32.6
GDP per capita PPP (Int'l \$)	12,754.3	13,432.3	14,087.1	14,664.8	14,914.3	15,661.9
Real GDP growth (% change yoy)	2.9	3.6	3.9	2.9	0.0	2.8
Current account balance (US\$b)	-0.2	-0.1	-0.2	-0.3	-0.2	-0.2
Current account balance (% GDP)	-1.6	-0.5	-2.0	-2.7	-1.3	-1.5
Inflation (% change yoy)	2.8	-0.3	-0.3	-0.2	1.4	1.8
Unemployment (% labour force)	29.0	28.0	26.1	23.8	22.5	22.3



Australia's trade and investment relationship with FYR Macedonia (b)

Australian merchandise trade with FYR Macedonia, 2017 (A\$000)	Total share	Rank	Growth (yoy)	
Exports to FYR Macedonia	841	0.0%	183rd	-41.6%
Imports from FYR Macedonia	8,240	0.0%	115th	-4.7%
Total merchandise trade (exports + imports)	9,082	0.0%	146th	-10.0%

Major Australian exports, 2017 (A\$000)

Measuring & analysing instruments	192
Textile & leather machinery & parts	136
Computers	49
Specialised machinery & parts	45

Major Australian imports, 2017 (A\$000)

Edible products & preparations, nes	2,089
Vegetables, prepared or preserved	1,853
Made-up textile articles, nes	964
Cereal preparations	489

Australia's trade in services with FYR Macedonia, 2017 (A\$m)

	Total share	Rank	Growth (yoy)	
Exports of services to FYR Macedonia	20	0.0%	94th	5.3%
Imports of services from FYR Macedonia	53	0.1%	74th	20.5%

Australia's investment relationship with FYR Macedonia, 2017 (A\$m)

	Total	FDI
Australia's investment in FYR Macedonia	np	0
FYR Macedonia's investment in Australia	np	0

FYR Macedonia's global merchandise trade relationships

FYR Macedonia's principal export destinations, 2017

1 Germany	47.0%
2 Serbia	8.4%
3 Bulgaria	5.9%
35 Australia	0.1%

FYR Macedonia's principal import sources, 2017

1 Germany	11.8%
2 United Kingdom	10.1%
3 Greece	8.0%
63 Australia	0.0%