



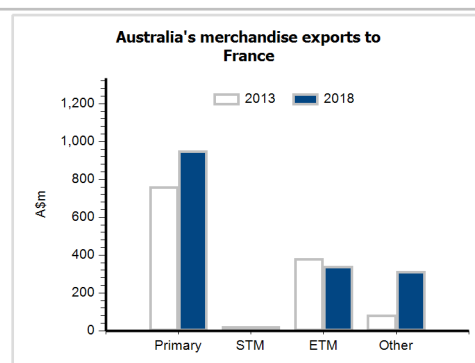
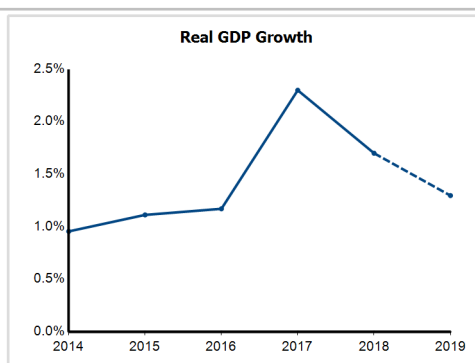
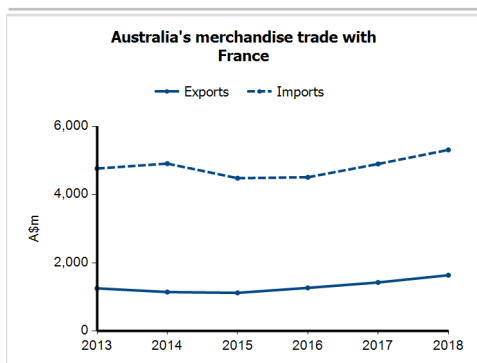
General information

Capital:	Paris
Land area:	547,561 sq km
Official language(s):	French
Population:	64.7 million (2018)
Currency:	Euro

Head of State
President Mr Emmanuel Macron
Head of Government
Prime Minister Mr Edouard Philippe

Economic indicators (a)

	2014	2015	2016	2017	2018	2019
GDP (US\$b) (current prices)	2,856.7	2,439.4	2,466.2	2,587.7	2,775.3	2,761.6
GDP per capita (US\$)	44,616.4	37,937.9	38,253.4	40,045.6	42,877.6	42,472.7
GDP PPP (Int'l \$b)	2,623.0	2,680.5	2,741.6	2,854.1	2,962.8	3,054.6
GDP per capita PPP (Int'l \$)	40,966.1	41,687.4	42,525.5	44,167.9	45,775.1	46,978.4
Real GDP growth (% change yoy)	1.0	1.1	1.2	2.3	1.7	1.3
Current account balance (US\$b)	-27.3	-9.0	-18.5	-14.8	-19.6	-10.2
Current account balance (% GDP)	-1.0	-0.4	-0.8	-0.6	-0.7	-0.4
Inflation (% change yoy)	0.6	0.1	0.3	1.2	2.1	1.3
Unemployment (% labour force)	10.3	10.4	10.1	9.4	9.1	8.8



Australia's trade and investment relationship with France (b)

Australian merchandise trade with France, 2018 (A\$m)

		Total share	Rank	Growth (yoy)
Exports to France	1,634	0.5%	22nd	14.9%
Imports from France	5,314	1.7%	14th	8.4%
Total merchandise trade (exports + imports)	6,948	1.0%	18th	9.9%

Major Australian exports, 2018 (A\$m)

Coal	788
Aircraft, spacecraft & parts	105
Oil-seeds & oleaginous fruits, soft	89
Measuring & analysing instruments	49

Major Australian imports, 2018 (A\$m)

Medicaments (incl veterinary)	470
Perfumery & cosmetics (excl soap)	444
Alcoholic beverages	428
Civil engineering equipment & parts	279

*Includes \$313m of confidential items & special transactions, 19% of total exports.

Australia's trade in services with France, 2018 (A\$m)

		Total share	Rank	Growth (yoy)
Exports of services to France	1,038	1.1%	19th	11.9%
Imports of services from France	2,438	2.5%	14th	13.0%

Major Australian services exports, 2018 (A\$m)

Personal travel excluding education	535
Education-related travel	183

Major Australian services imports, 2018 (A\$m)

Personal travel excluding education	1,339
Professional, technical & other business	373

Australia's investment relationship with France, 2018 (A\$m)

	Total	FDI
Australia's investment in France	58,541	3,156
France's investment in Australia	50,193	28,741

France's global merchandise trade relationships

France's principal export destinations, 2018

1 Germany	14.4%
2 United States	7.8%
3 Spain	7.7%
37 Australia	0.5%

France's principal import sources, 2018

1 Germany	18.3%
2 Belgium	10.3%
3 The Netherlands	8.2%
51 Australia	0.2%