



General information

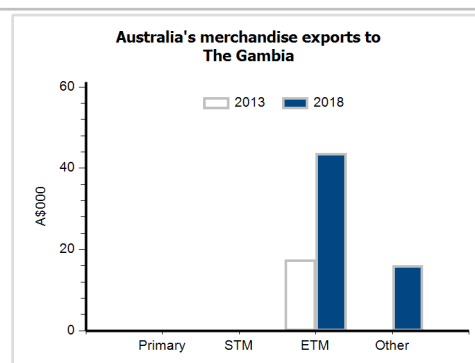
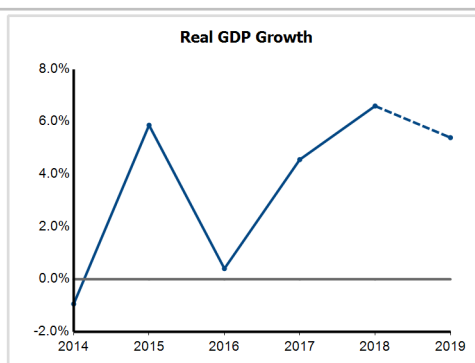
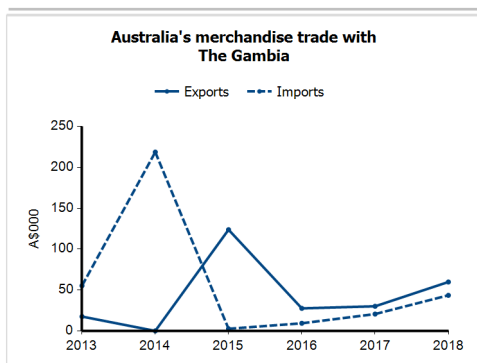
Capital:	Banjul
Land area:	10,120 sq km
Official language(s):	English
Population:	2.2 million (2018)
Currency:	Dalasis

Head of State and Head of Government

President HE Adama Barrow

Economic indicators (a)

	2014	2015	2016	2017	2018	2019
GDP (US\$b) (current prices)	1.3	1.4	1.4	1.5	1.6	1.7
GDP per capita (US\$)	656.5	693.0	708.9	705.0	745.2	778.1
GDP PPP (Int'l \$b)	4.8	5.1	5.2	5.6	6.1	6.5
GDP per capita PPP (Int'l \$)	2,503.6	2,598.0	2,558.2	2,642.2	2,791.9	2,903.1
Real GDP growth (% change yoy)	-0.9	5.9	0.4	4.6	6.6	5.4
Current account balance (US\$b)	-0.1	-0.1	-0.1	-0.1	-0.2	-0.2
Current account balance (% GDP)	-7.2	-9.8	-9.4	-7.1	-11.5	-9.8
Inflation (% change yoy)	6.3	6.8	7.2	8.0	6.5	6.3
Unemployment (% labour force)	9.4	9.4	9.4	9.4	9.5	na



Australia's trade and investment relationship with The Gambia (b)

Australian merchandise trade with The Gambia, 2018 (A\$000)

		Total share	Rank	Growth (yoy)
Exports to The Gambia	60	0.0%	210th	98.8%
Imports from The Gambia	44	0.0%	196th	111.2%
Total merchandise trade (exports + imports)	103	0.0%	214th	103.8%

Major Australian exports, 2018 (A\$000)

Food processing machines & parts	32
Electrical machinery & parts, nes	9
Non-electrical machinery & parts	2

Major Australian imports, 2018 (A\$000)

Measuring & analysing instruments	28
Motorcycles & cycles	7
Transmission shafts & parts	2
Electrical circuits equipment	2

*Includes \$16,000 of special transactions, 27% of total exports.

Australia's trade in services with The Gambia, 2018 (A\$m)

		Total share	Rank	Growth (yoy)
Exports of services to The Gambia	1	0.0%	160th	..
Imports of services from The Gambia	0	0.0%	..	-100.0%

Australia's investment relationship with The Gambia, 2018 (A\$m)

	Total	FDI
Australia's investment in The Gambia	0	0
The Gambia's investment in Australia	0	0

The Gambia's global merchandise trade relationships

The Gambia's principal export destinations, 2017

1 Guinea-Bissau	52.5%
2 Vietnam	14.8%
3 Mali	7.3%
.. Australia	na

The Gambia's principal import sources, 2017

1 Côte d'Ivoire	11.7%
2 Brazil	10.6%
3 Spain	10.1%
77 Australia	0.0%