



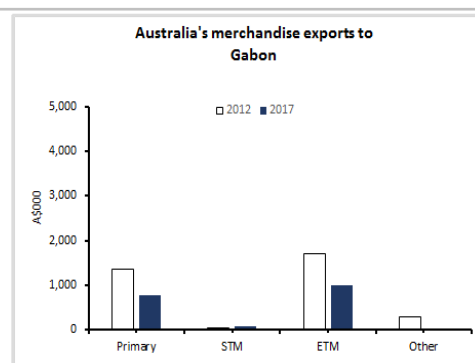
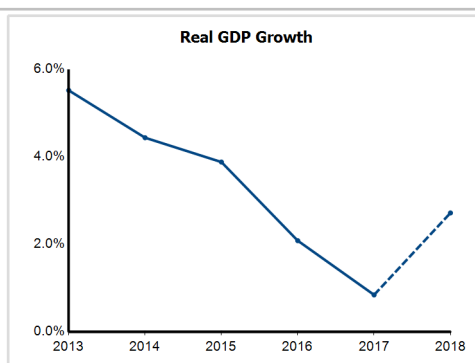
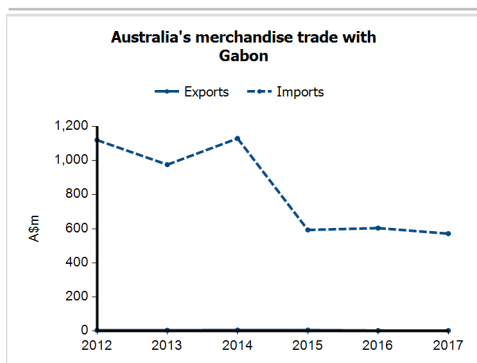
General information

Capital:	Libreville
Land area:	257,670 sq km
Official language(s):	French
Population:	1.9 million (2017)
Currency:	CFA Franc

Head of State	President HE Mr Ali Bongo Ondimba
Head of Government	Prime Minister HE Mr Emanuel Issoze Ngondet

Economic indicators (a)

	2013	2014	2015	2016	2017	2018
GDP (US\$b) (current prices)	17.6	18.2	14.4	14.0	15.2	17.5
GDP per capita (US\$)	9,760.9	9,956.5	7,754.5	7,452.7	7,971.6	9,029.7
GDP PPP (Int'l \$b)	31.0	33.0	34.6	35.8	36.7	38.6
GDP per capita PPP (Int'l \$)	17,196.2	18,020.3	18,655.3	19,017.7	19,254.0	19,951.8
Real GDP growth (% change yoy)	5.5	4.4	3.9	2.1	0.8	2.7
Current account balance (% GDP)	7.3	7.6	-5.6	-10.1	-4.8	-1.5
Current account balance (US\$b)	1.3	1.4	-0.8	-1.4	-0.7	-0.3
Inflation (% change yoy)	0.5	4.5	-0.1	2.1	3.0	2.8
Unemployment (% labour force)	20.2	20.2	20.2	19.8	19.6	na



Australia's trade and investment relationship with Gabon (b)

Australian merchandise trade with Gabon, 2017 (A\$m)

		Total share	Rank	Growth (yoy)
Exports to Gabon	2	0.0%	164th	4.7%
Imports from Gabon	571	0.2%	41st	-5.4%
Total merchandise trade (exports + imports)	573	0.1%	52nd	-5.4%

Major Australian exports, 2017 (A\$m)

Meat (excl beef), f.c.f.	1
--------------------------	---

Major Australian imports, 2017 (A\$m)

Crude petroleum	571
-----------------	-----

Australia's trade in services with Gabon, 2017 (A\$m)

		Total share	Rank	Growth (yoy)
Exports of services to Gabon	1	0.0%	161st	..
Imports of services from Gabon	1	0.0%	168th	0.0%

Australia's investment relationship with Gabon, 2017 (A\$m)

		Total	FDI
Australia's investment in Gabon		np	0
Gabon's investment in Australia		np	np

Gabon's global merchandise trade relationships

Gabon's principal export destinations, 2017

1 China	36.5%
2 United States	10.0%
3 Ireland	8.5%
6 Australia	5.0%

Gabon's principal import sources, 2017

1 Afghanistan	19.9%
2 Albania	19.7%
3 Algeria	15.2%
8 Australia	2.4%