



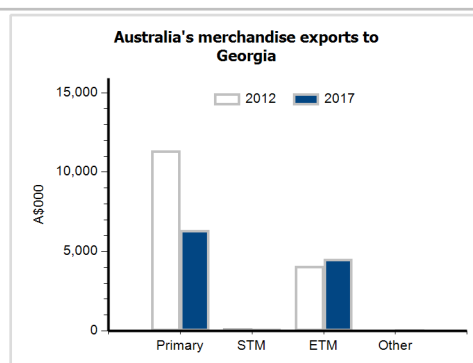
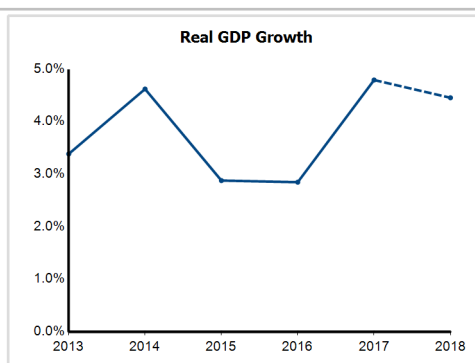
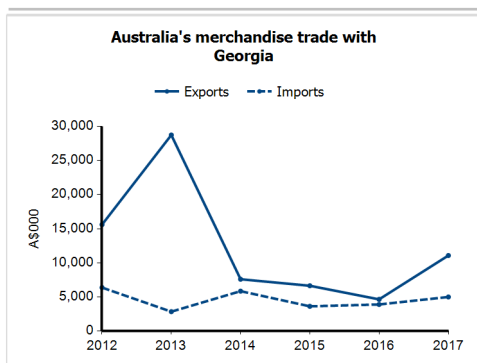
## General information

<b>Capital:</b>	Tbilisi
<b>Land area:</b>	69,490 sq km
<b>Official language(s):</b>	Georgian
<b>Population:</b>	3.7 million (2017)
<b>Currency:</b>	Lari

<b>Head of State</b>
President HE Mr Giorgi Margvelashvili
<b>Head of Government</b>
Prime Minister HE Mr Mamuka Bakhtadze

## Economic indicators (a)

	2013	2014	2015	2016	2017	2018
<b>GDP (US\$b) (current prices)</b>	16.1	16.5	14.0	14.3	15.1	16.1
<b>GDP per capita (US\$)</b>	4,266.6	4,428.3	3,761.9	3,871.8	4,098.6	4,370.2
<b>GDP PPP (Int'l \$b)</b>	32.3	34.4	35.7	37.2	39.7	42.4
<b>GDP per capita PPP (Int'l \$)</b>	8,526.0	9,210.5	9,602.0	10,053.4	10,747.1	11,481.3
<b>Real GDP growth (% change yoy)</b>	3.4	4.6	2.9	2.8	4.8	4.5
<b>Current account balance (% GDP)</b>	-5.8	-10.7	-12.0	-12.8	-9.3	-10.5
<b>Current account balance (US\$b)</b>	-0.9	-1.8	-1.7	-1.8	-1.4	-1.7
<b>Inflation (% change yoy)</b>	-0.5	3.1	4.0	2.1	6.0	3.6
<b>Unemployment (% labour force)</b>	14.6	12.4	12.0	11.8	11.5	na



## Australia's trade and investment relationship with Georgia (b)

### Australian merchandise trade with Georgia, 2017 (A\$000)

Exports to Georgia	11,064
Imports from Georgia	4,979
Total merchandise trade (exports + imports)	16,043

	Total share	Rank	Growth (yoy)
Exports to Georgia	0.0%	110th	138.9%
Imports from Georgia	0.0%	126th	28.4%
Total merchandise trade (exports + imports)	0.0%	133rd	88.5%

### Major Australian exports, 2017 (A\$000)

Wool & other animal hair (incl tops)	5,155
Measuring & analysing instruments	1,017
Wire products	766
Tubes & pipes of iron or steel	694

### Major Australian imports, 2017 (A\$000)

Specialised machinery & parts	2,144
Fruit juices	640
Perfumery & cosmetics (excl soap)	365
Trailers, semi-trailers & containers	344

### Australia's trade in services with Georgia, 2017 (A\$m)

Exports of services to Georgia	2
Imports of services from Georgia	3

	Total share	Rank	Growth (yoy)
Exports of services to Georgia	0.0%	148th	100.0%
Imports of services from Georgia	0.0%	144th	50.0%

### Australia's investment relationship with Georgia, 2017 (A\$m)

Australia's investment in Georgia	np
Georgia's investment in Australia	np

	Total	FDI
Australia's investment in Georgia	np	0
Georgia's investment in Australia	np	0

## Georgia's global merchandise trade relationships

### Georgia's principal export destinations, 2017

1 Russian Federation	14.5%
2 Azerbaijan	10.0%
3 Turkey	7.9%
69 Australia	0.0%

### Georgia's principal import sources, 2017

1 Turkey	17.2%
2 Russian Federation	9.9%
3 China	9.2%
75 Australia	0.0%