



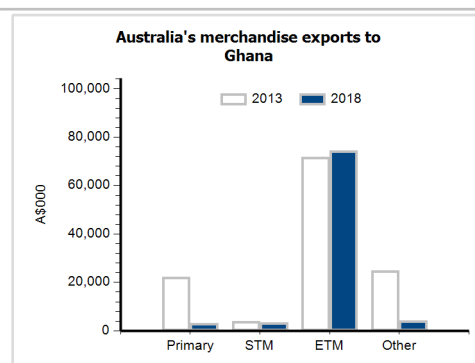
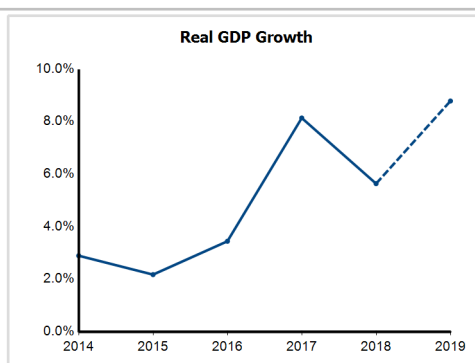
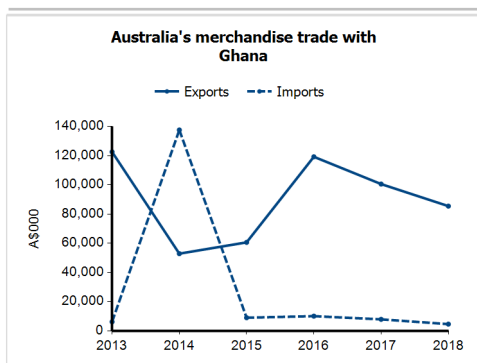
## General information

<b>Capital:</b>	Accra
<b>Land area:</b>	227,540 sq km
<b>Official language(s):</b>	English
<b>Population:</b>	29.6 million (2018)
<b>Currency:</b>	Cedi

**Head of State and Head of Government**  
President HE Nana Addo Dankwa Akufo-Addo

## Economic indicators (a)

	2014	2015	2016	2017	2018	2019
<b>GDP (US\$b) (current prices)</b>	53.2	48.6	55.0	59.0	65.2	68.3
<b>GDP per capita (US\$)</b>	1,962.7	1,753.9	1,941.5	2,038.0	2,205.8	2,262.6
<b>GDP PPP (Int'l \$b)</b>	148.3	153.2	160.2	176.5	190.7	211.1
<b>GDP per capita PPP (Int'l \$)</b>	5,474.3	5,527.9	5,655.2	6,099.3	6,451.7	6,998.3
<b>Real GDP growth (% change yoy)</b>	2.9	2.2	3.4	8.1	5.6	8.8
<b>Current account balance (US\$b)</b>	-3.7	-2.8	-2.9	-2.0	-2.1	-2.0
<b>Current account balance (% GDP)</b>	-7.0	-5.8	-5.2	-3.4	-3.2	-3.0
<b>Inflation (% change yoy)</b>	15.5	17.2	17.5	12.4	9.8	9.1
<b>Unemployment (% labour force)</b>	2.2	2.2	2.3	2.4	2.4	na



## Australia's trade and investment relationship with Ghana (b)

### Australian merchandise trade with Ghana, 2018 (A\$000)

Exports to Ghana	85,477
Imports from Ghana	4,650
Total merchandise trade (exports + imports)	90,127

	Total share	Rank	Growth (yoy)
Exports to Ghana	0.0%	65th	-15.0%
Imports from Ghana	0.0%	124th	-41.2%
Total merchandise trade (exports + imports)	0.0%	86th	-16.9%

### Major Australian exports, 2018 (A\$000)

Civil engineering equipment & parts	12,371
Goods vehicles	6,737
Specialised machinery & parts	5,675
Measuring & analysing instruments	5,100

### Major Australian imports, 2018 (A\$000)

Cocoa	2,533
Animal oils & fats	718
Misc manufactured articles, nes	438
Measuring & analysing instruments	181

### Australia's trade in services with Ghana, 2018 (A\$m)

Exports of services to Ghana	58
Imports of services from Ghana	28

	Total share	Rank	Growth (yoy)
Exports of services to Ghana	0.1%	70th	48.7%
Imports of services from Ghana	0.0%	96th	7.7%

### Australia's investment relationship with Ghana, 2018 (A\$m)

Australia's investment in Ghana	91
Ghana's investment in Australia	np

	Total	FDI
Australia's investment in Ghana	91	np
Ghana's investment in Australia	np	np

## Ghana's global merchandise trade relationships

### Ghana's principal export destinations, 2018

1 India	21.5%
2 China	11.9%
3 South Africa	10.2%
56 Australia	0.0%

### Ghana's principal import sources, 2018

1 China	19.1%
2 United States	8.0%
3 Belgium	5.8%
26 Australia	0.8%