



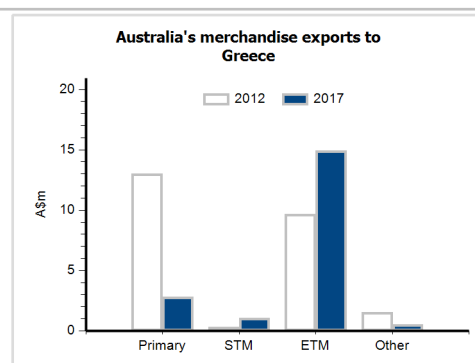
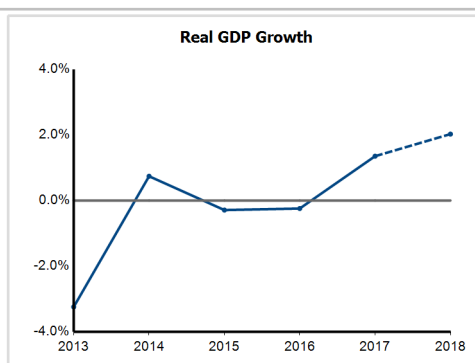
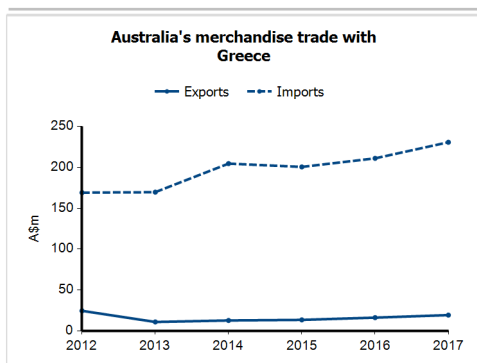
## General information

<b>Capital:</b>	Athens
<b>Land area:</b>	128,900 sq km
<b>Official language(s):</b>	Greek
<b>Population:</b>	10.8 million (2017)
<b>Currency:</b>	Euro

<b>Head of State</b>	President HE Mr Prokopios V Pavlopoulos
<b>Head of Government</b>	Prime Minister HE Mr Alexis Tsipras

## Economic indicators (a)

	2013	2014	2015	2016	2017	2018
<b>GDP (US\$b) (current prices)</b>	239.9	237.4	195.6	192.8	200.7	226.8
<b>GDP per capita (US\$)</b>	21,805.3	21,726.9	18,018.0	17,876.0	18,637.3	21,144.2
<b>GDP PPP (Int'l \$b)</b>	277.2	284.3	286.5	289.5	298.7	311.6
<b>GDP per capita PPP (Int'l \$)</b>	25,194.3	26,017.9	26,389.7	26,844.7	27,737.0	29,057.7
<b>Real GDP growth (% change yoy)</b>	-3.2	0.7	-0.3	-0.2	1.4	2.0
<b>Current account balance (US\$b)</b>	-4.9	-3.9	-0.4	-2.1	-1.6	-1.7
<b>Current account balance (% GDP)</b>	-2.0	-1.6	-0.2	-1.1	-0.8	-0.8
<b>Inflation (% change yoy)</b>	-0.9	-1.4	-1.1	0.0	1.1	0.7
<b>Unemployment (% labour force)</b>	27.5	26.5	24.9	23.6	21.5	19.8



## Australia's trade and investment relationship with Greece (b)

### Australian merchandise trade with Greece, 2017 (A\$m)

		Total share	Rank	Growth (yoy)
Exports to Greece	19	0.0%	97th	19.1%
Imports from Greece	231	0.1%	57th	9.3%
Total merchandise trade (exports + imports)	250	0.0%	67th	10.0%

### Major Australian exports, 2017 (A\$m)

Food processing machines & parts	5
Pigments, paints & varnishes	3
Civil engineering equipment & parts	1
Fruit & nuts	1

### Major Australian imports, 2017 (A\$m)

Vegetables, prepared or preserved	33
Cheese & curd	22
Medicaments (incl veterinary)	15
Cereal preparations	13

### Australia's trade in services with Greece, 2017 (A\$m)

		Total share	Rank	Growth (yoy)
Exports of services to Greece	99	0.1%	55th	12.5%
Imports of services from Greece	826	0.9%	23rd	9.0%

### Major Australian services exports, 2017 (A\$m)

Education-related travel	34
Personal travel excluding education	28

### Major Australian services imports, 2017 (A\$m)

Personal travel excluding education	373
Transport	367

### Australia's investment relationship with Greece, 2017 (A\$m)

	Total	FDI
Australia's investment in Greece	np	0
Greece's investment in Australia	242	np

## Greece's global merchandise trade relationships

### Greece's principal export destinations, 2017

1 Italy	10.6%
2 Germany	7.1%
3 Turkey	6.9%
37 Australia	0.5%

### Greece's principal import sources, 2017

1 Germany	10.2%
2 Italy	7.6%
3 Russian Federation	7.0%
82 Australia	0.0%