



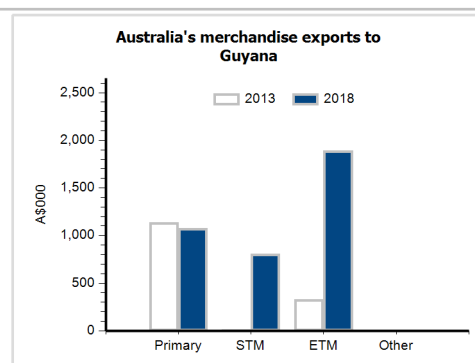
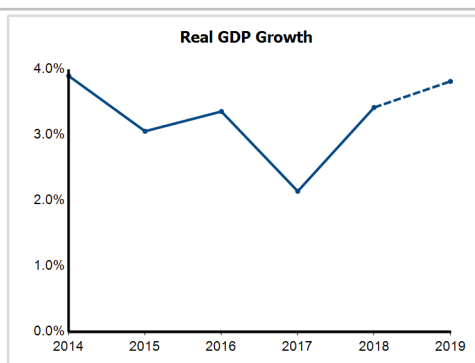
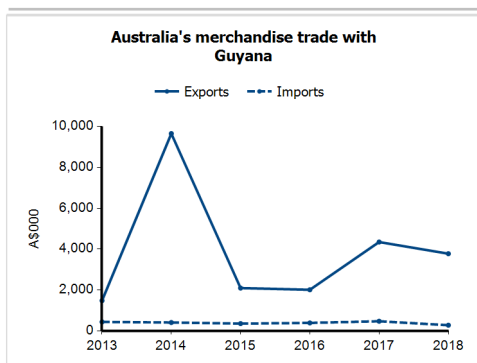
## General information

<b>Capital:</b>	Georgetown
<b>Land area:</b>	196,850 sq km
<b>Official language(s):</b>	English
<b>Population:</b>	782,000 (2018)
<b>Currency:</b>	Guyana dollar

<b>Head of State</b>	President HE Brigadier (Ret.) David Granger
<b>Head of Government</b>	Prime Minister The Hon Moses Veerasammy Nagamootoo

## Economic indicators (a)

	2014	2015	2016	2017	2018	2019
<b>GDP (US\$b) (current prices)</b>	3.1	3.2	3.5	3.6	3.6	3.8
<b>GDP per capita (US\$)</b>	4,029.8	4,168.5	4,531.2	4,578.2	4,648.7	4,881.9
<b>GDP PPP (Int'l \$b)</b>	5.6	5.8	6.1	6.3	6.7	7.0
<b>GDP per capita PPP (Int'l \$)</b>	7,281.6	7,554.6	7,829.2	8,101.1	8,519.0	8,974.4
<b>Real GDP growth (% change yoy)</b>	3.9	3.1	3.4	2.1	3.4	3.8
<b>Current account balance (US\$b)</b>	-0.3	-0.2	0.0	-0.2	-0.3	-0.2
<b>Current account balance (% GDP)</b>	-9.5	-5.1	0.4	-6.7	-7.1	-5.8
<b>Inflation (% change yoy)</b>	0.7	-0.9	0.8	2.0	1.3	2.9
<b>Unemployment (% labour force)</b>	11.6	11.8	11.8	12.0	11.9	na



## Australia's trade and investment relationship with Guyana (b)

### Australian merchandise trade with Guyana, 2018 (A\$000)

Exports to Guyana	3,776
Imports from Guyana	279
<b>Total merchandise trade (exports + imports)</b>	<b>4,055</b>

	Total share	Rank	Growth (yoy)
Exports to Guyana	0.0%	142nd	-13.1%
Imports from Guyana	0.0%	169th	-41.0%
<b>Total merchandise trade (exports + imports)</b>	<b>0.0%</b>	<b>162nd</b>	<b>-15.9%</b>

### Major Australian exports, 2018 (A\$000)

Cheese & curd	1,058
Coated flat-rolled iron & steel	904
Miscellaneous chemical products, nes	424
Heating & cooling equipment & parts	404

### Major Australian imports, 2018 (A\$000)

Alcoholic beverages	201
Aluminium ores & conc (incl alumina)	63
Women's clothing, knitted	9
Other textile clothing	5

### Australia's trade in services with Guyana, 2018 (A\$m)

Exports of services to Guyana	1
Imports of services from Guyana	2

	Total share	Rank	Growth (yoy)
Exports of services to Guyana	0.0%	160th	0.0%
Imports of services from Guyana	0.0%	161st	100.0%

### Australia's investment relationship with Guyana, 2018 (A\$m)

Australia's investment in Guyana	np
Guyana's investment in Australia	np

	Total	FDI
Australia's investment in Guyana	np	np
Guyana's investment in Australia	np	0

## Guyana's global merchandise trade relationships

### Guyana's principal export destinations, 2018

1 Canada	26.9%
2 United States	15.4%
3 Panama	10.9%
54 Australia	0.0%

### Guyana's principal import sources, 2018

1 United States	57.0%
2 Trinidad & Tobago	18.2%
3 China	5.5%
45 Australia	0.1%