



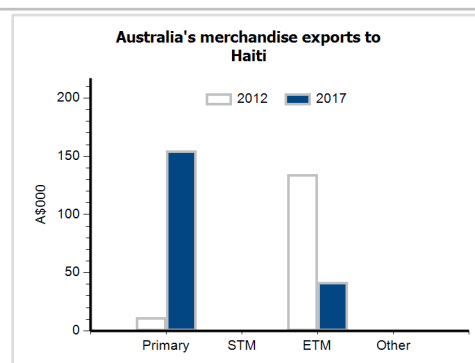
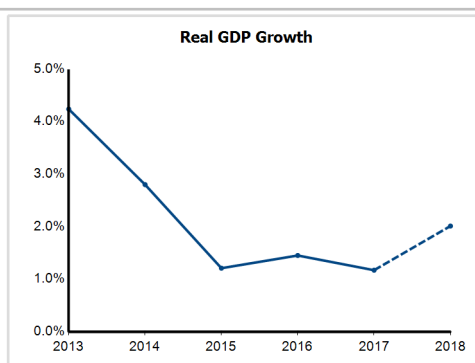
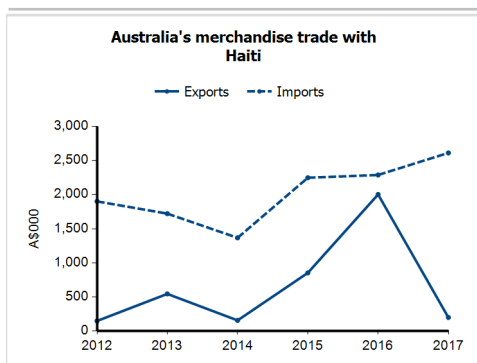
General information

| | |
|------------------------------|---------------------|
| Capital: | Port-au-Prince |
| Land area: | 27,560 sq km |
| Official language(s): | French, Créole |
| Population: | 11.0 million (2017) |
| Currency: | Gourde |

| |
|---|
| Head of State |
| President HE Mr Jovenel Moïse |
| Head of Government |
| Prime Minister The Hon Jean Henry Céant |

Economic indicators (a)

| | 2013 | 2014 | 2015 | 2016 | 2017 | 2018 |
|--|---------|---------|---------|---------|---------|---------|
| GDP (US\$b) (current prices) | 8.5 | 8.8 | 8.7 | 8.2 | 8.6 | 9.4 |
| GDP per capita (US\$) | 810.2 | 829.9 | 809.7 | 753.9 | 783.8 | 847.1 |
| GDP PPP (Int'l \$b) | 17.6 | 18.4 | 18.8 | 19.4 | 19.9 | 20.8 |
| GDP per capita PPP (Int'l \$) | 1,686.4 | 1,741.3 | 1,758.3 | 1,783.8 | 1,814.7 | 1,870.4 |
| Real GDP growth (% change yoy) | 4.2 | 2.8 | 1.2 | 1.5 | 1.2 | 2.0 |
| Current account balance (US\$b) | -0.6 | -0.7 | -0.3 | -0.1 | -0.2 | -0.4 |
| Current account balance (% GDP) | -6.6 | -8.5 | -3.1 | -1.0 | -2.9 | -4.1 |
| Inflation (% change yoy) | 6.8 | 3.9 | 7.5 | 13.4 | 14.7 | 11.1 |
| Unemployment (% labour force) | 13.9 | 13.9 | 14.0 | 14.0 | 14.0 | na |



Australia's trade and investment relationship with Haiti (b)

Australian merchandise trade with Haiti, 2017 (A\$000)

| | | Total share | Rank | Growth (yoy) |
|---|-------|--------------------|-------------|---------------------|
| Exports to Haiti | 197 | 0.0% | 202nd | -90.2% |
| Imports from Haiti | 2,613 | 0.0% | 129th | 14.1% |
| Total merchandise trade (exports + imports) | 2,810 | 0.0% | 175th | -34.5% |

Major Australian exports, 2017 (A\$000)

| | |
|------------------------------------|----|
| Seafood, prepared or preserved | 69 |
| Hides & skins, raw (excl furskins) | 59 |
| Pumps (excl liquid pumps) & parts | 42 |
| Fixed vegetable oils & fats, hard | 17 |

Major Australian imports, 2017 (A\$000)

| | |
|-------------------------------|-------|
| Other textile clothing | 1,889 |
| Men's clothing (excl knitted) | 286 |
| Women's clothing, knitted | 117 |
| Men's clothing, knitted | 116 |

Australia's trade in services with Haiti, 2017 (A\$m)

| | | Total share | Rank | Growth (yoy) |
|--------------------------------|---|--------------------|-------------|---------------------|
| Exports of services to Haiti | 0 | 0.0% | .. | .. |
| Imports of services from Haiti | 2 | 0.0% | 153rd | 100.0% |

Australia's investment relationship with Haiti, 2017 (A\$m)

| | Total | FDI |
|---------------------------------|--------------|------------|
| Australia's investment in Haiti | 0 | 0 |
| Haiti's investment in Australia | 0 | 0 |

Haiti's global merchandise trade relationships

Haiti's principal export destinations, 2017

| | |
|----------------------|-------|
| 1 United States | 80.5% |
| 2 Dominican Republic | 4.8% |
| 3 Canada | 3.0% |
| 17 Australia | 0.2% |

Haiti's principal import sources, 2017

| | |
|------------------------|-------|
| 1 United States | 20.7% |
| 2 China | 18.8% |
| 3 Netherlands Antilles | 15.7% |
| 78 Australia | 0.0% |