



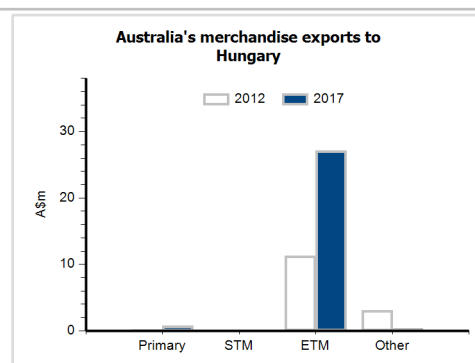
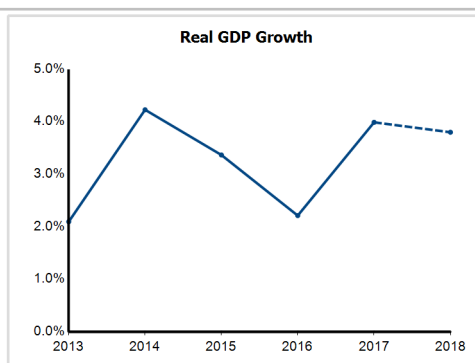
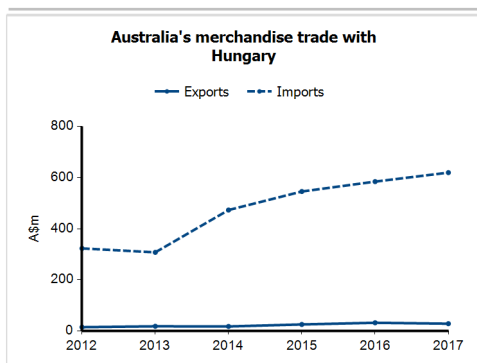
General information

| | |
|------------------------------|--------------------|
| Capital: | Budapest |
| Land area: | 90,530 sq km |
| Official language(s): | Hungarian |
| Population: | 9.8 million (2017) |
| Currency: | Forint |

| |
|-----------------------------------|
| Head of State |
| President HE Mr János Áder |
| Head of Government |
| Prime Minister HE Dr Viktor Orban |

Economic indicators (a)

| | 2013 | 2014 | 2015 | 2016 | 2017 | 2018 |
|--|----------|----------|----------|----------|----------|----------|
| GDP (US\$b) (current prices) | 135.2 | 140.2 | 122.8 | 129.1 | 152.3 | 163.5 |
| GDP per capita (US\$) | 13,645.4 | 14,191.3 | 12,461.7 | 13,137.1 | 15,531.2 | 16,722.6 |
| GDP PPP (Int'l \$b) | 237.9 | 252.4 | 263.7 | 273.0 | 289.0 | 306.8 |
| GDP per capita PPP (Int'l \$) | 24,006.8 | 25,553.3 | 26,757.1 | 27,770.1 | 29,473.7 | 31,370.0 |
| Real GDP growth (% change yoy) | 2.1 | 4.2 | 3.4 | 2.2 | 4.0 | 3.8 |
| Current account balance (US\$b) | 5.2 | 2.1 | 4.3 | 7.7 | 5.4 | 4.1 |
| Current account balance (% GDP) | 3.8 | 1.5 | 3.5 | 6.0 | 3.6 | 2.5 |
| Inflation (% change yoy) | 1.7 | -0.2 | -0.1 | 0.4 | 2.4 | 2.7 |
| Unemployment (% labour force) | 10.2 | 7.8 | 6.8 | 5.1 | 4.0 | 3.8 |



Australia's trade and investment relationship with Hungary (b)

| Australian merchandise trade with Hungary, 2017 (A\$m) | Total share | Rank | Growth (yoy) |
|--|-------------|------|--------------|
| Exports to Hungary | 0.0% | 89th | -11.1% |
| Imports from Hungary | 0.2% | 40th | 6.0% |
| Total merchandise trade (exports + imports) | 0.1% | 47th | 5.1% |

Major Australian exports, 2017 (A\$m)

| | |
|-----------------------------------|----|
| Medicaments (incl veterinary) | 10 |
| Measuring & analysing instruments | 4 |
| Electronic integrated circuits | 4 |
| Vehicle parts & accessories | 3 |

Major Australian imports, 2017 (A\$m)

| | |
|-------------------------------|-----|
| Passenger motor vehicles | 196 |
| Office machines | 39 |
| Electrical circuits equipment | 37 |
| Computers | 30 |

Australia's trade in services with Hungary, 2017 (A\$m)

| | Total share | Rank | Growth (yoy) |
|----------------------------------|-------------|------|--------------|
| Exports of services to Hungary | 0.1% | 74th | 2.2% |
| Imports of services from Hungary | 0.1% | 76th | 9.1% |

Australia's investment relationship with Hungary, 2017 (A\$m)

| | Total | FDI |
|-----------------------------------|-------|-----|
| Australia's investment in Hungary | 486 | np |
| Hungary's investment in Australia | 26 | 0 |

Hungary's global merchandise trade relationships

Hungary's principal export destinations, 2017

| | |
|--------------|-------|
| 1 Germany | 27.3% |
| 2 Romania | 5.2% |
| 3 Italy | 5.1% |
| 30 Australia | 0.4% |

Hungary's principal import sources, 2017

| | |
|--------------|-------|
| 1 Germany | 26.5% |
| 2 Austria | 6.2% |
| 3 Poland | 5.6% |
| 52 Australia | 0.1% |