



## General information

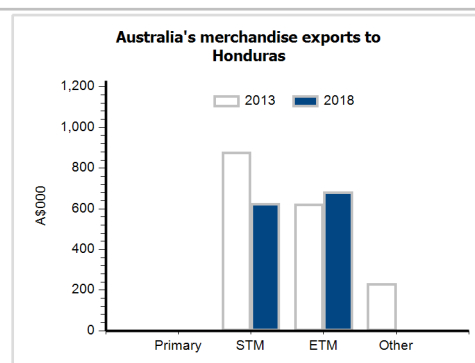
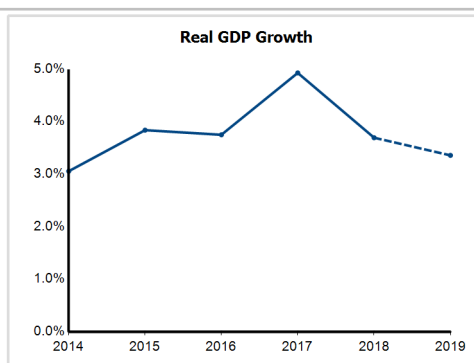
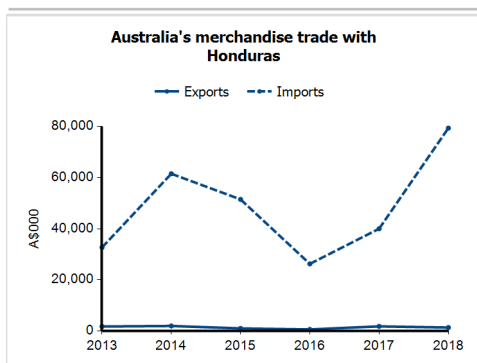
<b>Capital:</b>	Tegucigalpa
<b>Land area:</b>	111,890 sq km
<b>Official language(s):</b>	Spanish
<b>Population:</b>	9.4 million (2018)
<b>Currency:</b>	Lempira

## Head of State and Head of Government

President HE Mr Juan Orlando Hernandez

## Economic indicators (a)

	2014	2015	2016	2017	2018	2019
<b>GDP (US\$b) (current prices)</b>	19.8	21.0	21.7	23.1	23.8	24.7
<b>GDP per capita (US\$)</b>	2,242.7	2,341.3	2,382.6	2,491.5	2,521.2	2,569.5
<b>GDP PPP (Int'l \$b)</b>	39.4	41.3	43.4	46.4	49.2	51.7
<b>GDP per capita PPP (Int'l \$)</b>	4,471.2	4,613.1	4,756.7	5,000.0	5,212.0	5,390.2
<b>Real GDP growth (% change yoy)</b>	3.1	3.8	3.8	4.9	3.7	3.4
<b>Current account balance (US\$b)</b>	-1.4	-1.0	-0.6	-0.4	-1.0	-0.9
<b>Current account balance (% GDP)</b>	-6.9	-4.7	-2.7	-1.8	-4.2	-3.7
<b>Inflation (% change yoy)</b>	6.1	3.2	2.7	3.9	4.3	4.7
<b>Unemployment (% labour force)</b>	5.5	4.6	4.7	4.5	3.9	3.4



## Australia's trade and investment relationship with Honduras (b)

### Australian merchandise trade with Honduras, 2018 (A\$000)

		Total share	Rank	Growth (yoy)
Exports to Honduras	1,317	0.0%	173rd	-25.8%
Imports from Honduras	79,381	0.0%	69th	98.5%
Total merchandise trade (exports + imports)	80,698	0.0%	91st	93.2%

### Major Australian exports, 2018 (A\$000)

Paper & paperboard	428
Electrical machinery & parts, nes	270
Fertilisers (excl crude)	196
Rubber tyres, treads & tubes	193

### Major Australian imports, 2018 (A\$000)

Other ores & concentrates	35,987
Coffee & substitutes	23,070
Other textile clothing	14,197
Crude vegetable matter, nes	3,246

### Australia's trade in services with Honduras, 2018 (A\$m)

		Total share	Rank	Growth (yoy)
Exports of services to Honduras	1	0.0%	160th	0.0%
Imports of services from Honduras	3	0.0%	152nd	50.0%

### Australia's investment relationship with Honduras, 2018 (A\$m)

	Total	FDI
Australia's investment in Honduras	np	np
Honduras' investment in Australia	np	0

## Honduras' global merchandise trade relationships

### Honduras' principal export destinations, 2017

1 United States	40.2%
2 Germany	7.9%
3 Belgium	7.0%
21 Australia	0.5%

### Honduras' principal import sources, 2017

1 United States	34.7%
2 China	15.0%
3 Guatemala	8.6%
57 Australia	0.0%