



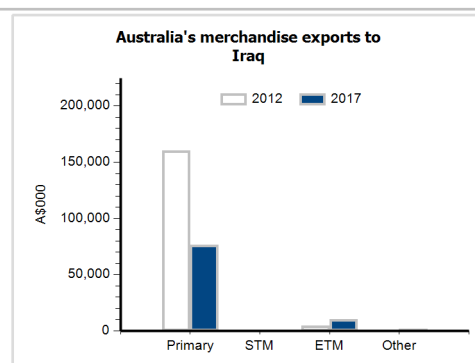
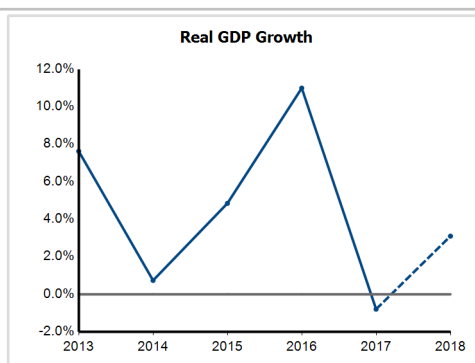
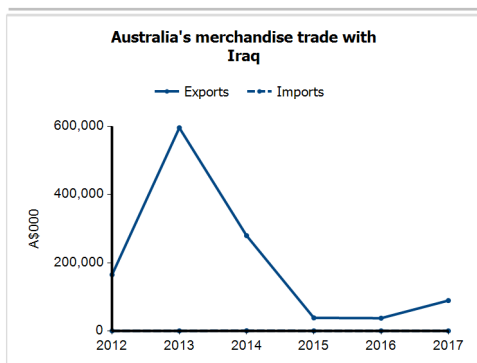
## General information

<b>Capital:</b>	Baghdad
<b>Land area:</b>	434,320 sq km
<b>Official language(s):</b>	Arabic
<b>Population:</b>	38.9 million (2017)
<b>Currency:</b>	New Iraqi dinar

<b>Head of State</b>	HE President Fouad Massoum
<b>Head of Government</b>	Prime Minister HE Dr Haider Al-Abadi

## Economic indicators (a)

	2013	2014	2015	2016	2017	2018
<b>GDP (US\$b) (current prices)</b>	234.6	234.7	179.8	171.7	197.7	223.3
<b>GDP per capita (US\$)</b>	7,021.4	6,517.3	4,869.2	4,532.7	5,087.8	5,601.5
<b>GDP PPP (Int'l \$b)</b>	533.9	547.5	580.3	652.3	658.8	694.7
<b>GDP per capita PPP (Int'l \$)</b>	15,978.1	15,207.7	15,712.3	17,219.4	16,953.9	17,428.6
<b>Real GDP growth (% change yoy)</b>	7.6	0.7	4.8	11.0	-0.8	3.1
<b>Current account balance (US\$b)</b>	2.7	6.1	-11.6	-14.7	1.4	0.4
<b>Current account balance (% GDP)</b>	1.1	2.6	-6.5	-8.6	0.7	0.2
<b>Inflation (% change yoy)</b>	1.9	2.2	1.4	0.4	0.1	2.0
<b>Unemployment (% labour force)</b>	7.9	7.6	7.7	8.0	8.2	na



## Australia's trade and investment relationship with Iraq (b)

### Australian merchandise trade with Iraq, 2017 (A\$000)

Exports to Iraq	89,072
Imports from Iraq	42
Total merchandise trade (exports + imports)	89,114

	Total share	Rank	Growth (yoy)
Exports to Iraq	0.0%	63rd	138.5%
Imports from Iraq	0.0%	201st	-53.4%
Total merchandise trade (exports + imports)	0.0%	84th	138.0%

### Major Australian exports, 2017 (A\$000)

Wheat	65,639
Cheese & curd	7,953
Medicaments (incl veterinary)	2,740
Meat (excl beef), f.c.f.	1,186

### Major Australian imports, 2017 (A\$000)

Office machines	10
Fruit, prepared or preserved	6
Lime, cement & construction materials	5
Non-electrical machinery & parts	4

### Australia's trade in services with Iraq, 2017 (A\$m)

Exports of services to Iraq	49
Imports of services from Iraq	48

	Total share	Rank	Growth (yoy)
Exports of services to Iraq	0.1%	72nd	-15.5%
Imports of services from Iraq	0.1%	76th	-26.2%

### Australia's investment relationship with Iraq, 2017 (A\$m)

Australia's investment in Iraq	np
Iraq's investment in Australia	np

	Total	FDI
Australia's investment in Iraq	np	np
Iraq's investment in Australia	np	np

## Iraq's global merchandise trade relationships

### Iraq's principal export destinations, 2017

1 India	21.1%
2 China	20.2%
3 United States	15.8%
68 Australia	0.0%

### Iraq's principal import sources, 2017

1 Turkey	27.9%
2 China	25.7%
3 Republic of Korea	4.7%
32 Australia	0.2%