



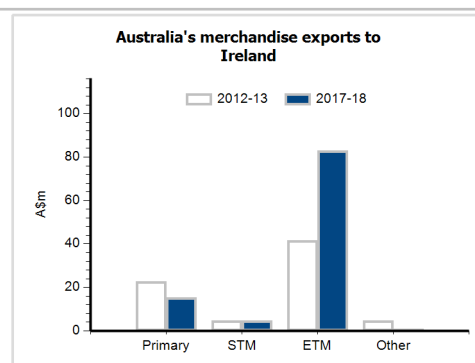
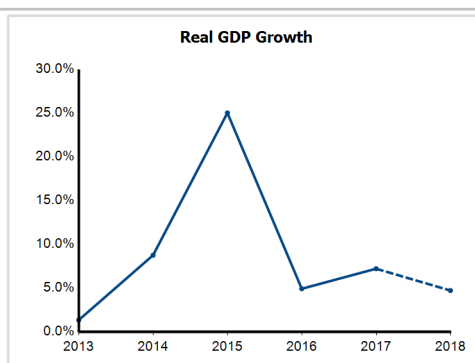
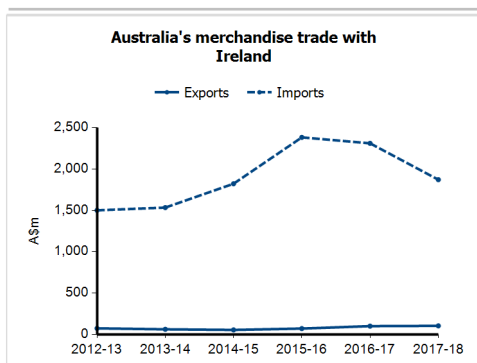
General information

Capital:	Dublin
Land area:	68,890 sq km
Official language(s):	Irish, English
Population:	4.8 million (2017)
Currency:	Euro

Head of State
President HE Mr Michael D Higgins
Head of Government
An Taoiseach Mr Leo Varadkar

Economic indicators (a)

	2013	2014	2015	2016	2017	2018
GDP (US\$b) (current prices)	238.7	259.2	290.8	301.9	331.5	366.4
GDP per capita (US\$)	51,548.9	55,528.9	61,695.8	63,282.2	68,710.8	75,192.3
GDP PPP (Int'l \$b)	217.8	241.3	304.9	323.4	353.3	378.5
GDP per capita PPP (Int'l \$)	47,034.4	51,705.5	64,682.6	67,778.6	73,214.7	77,669.9
Real GDP growth (% change yoy)	1.3	8.7	25.0	4.9	7.2	4.7
Current account balance (US\$b)	3.6	2.8	12.8	-12.6	28.1	27.0
Current account balance (% GDP)	1.5	1.1	4.4	-4.2	8.5	7.4
Inflation (% change yoy)	0.6	0.3	0.0	-0.2	0.3	0.7
Unemployment (% labour force)	13.8	11.9	9.9	8.4	6.7	5.3



Australia's trade and investment relationship with Ireland (b)

Australian merchandise trade with Ireland, 2017-18 (A\$m)

Exports to Ireland	104
Imports from Ireland	1,872
Total merchandise trade (exports + imports)	1,976

	Total share	Rank	Growth (yoy)
Exports to Ireland	0.0%	60th	3.3%
Imports from Ireland	0.6%	26th	-19.0%
Total merchandise trade (exports + imports)	0.3%	31st	-18.1%

Major Australian exports, 2017-18 (A\$m)

Medicaments (incl veterinary)	56
Alcoholic beverages	12
Medical instruments (incl veterinary)	3
Computer parts & accessories	3

Major Australian imports, 2017-18 (A\$m)

Medicaments (incl veterinary)	632
Pharm products (excl medicaments)	349
Misc manufactured articles, nes	264
Computers	153

Australia's trade in services with Ireland, 2017-18 (A\$m)

Exports of services to Ireland	515
Imports of services from Ireland	1,369

	Total share	Rank	Growth (yoy)
Exports of services to Ireland	0.6%	29th	3.0%
Imports of services from Ireland	1.5%	17th	0.1%

Major Australian services exports, 2017-18 (A\$m)

Personal travel excluding education	186
Professional, technical & other business	149

Major Australian services imports, 2017-18 (A\$m)

Charges for the use of Intellectual Property nie	650
Professional, technical & other business	395

Australia's investment relationship with Ireland, 2017 (A\$m)

Australia's investment in Ireland	
Ireland's investment in Australia	

	Total	FDI
Australia's investment in Ireland	17,037	-482
Ireland's investment in Australia	23,799	1,757

Ireland's global merchandise trade relationships

Ireland's principal export destinations, 2017

1 United States	27.1%
2 United Kingdom	11.8%
3 Belgium	10.9%
15 Australia	0.7%

Ireland's principal import sources, 2017

1 United Kingdom	22.1%
2 United States	20.6%
3 France	13.3%
44 Australia	0.1%