



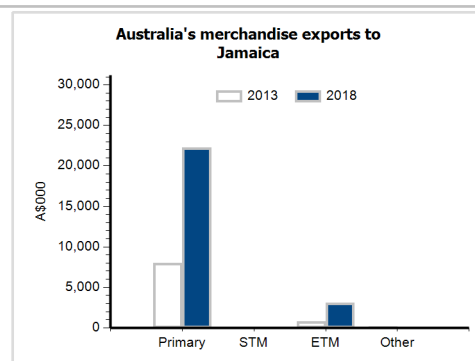
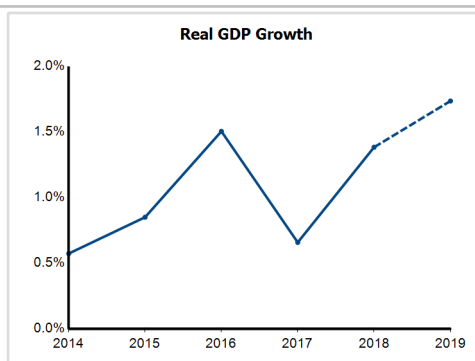
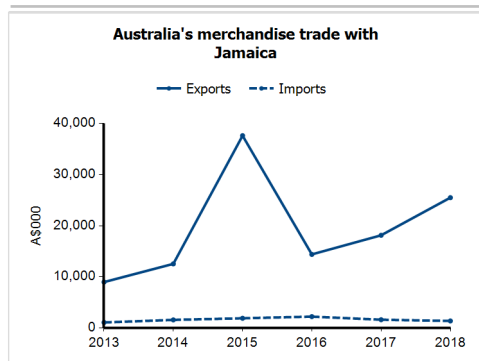
## General information

<b>Capital:</b>	Kingston
<b>Land area:</b>	10,830 sq km
<b>Official language(s):</b>	English
<b>Population:</b>	2.9 million (2018)
<b>Currency:</b>	Jamaican Dollar

<b>Head of State</b>	HM Queen Elizabeth II represented by Governor General HE The Most Hon Sir Patrick Linton Allen
<b>Head of Government</b>	Prime Minister The Most Hon Andrew Michael Holness

## Economic indicators (a)

	2014	2015	2016	2017	2018	2019
<b>GDP (US\$b) (current prices)</b>	13.9	14.2	14.1	14.8	15.4	16.2
<b>GDP per capita (US\$)</b>	4,953.2	5,029.1	4,986.5	5,193.5	5,392.5	5,617.7
<b>GDP PPP (Int'l \$b)</b>	24.3	24.8	25.4	26.1	27.0	28.0
<b>GDP per capita PPP (Int'l \$)</b>	8,678.5	8,798.4	8,979.9	9,161.4	9,446.6	9,728.8
<b>Real GDP growth (% change yoy)</b>	0.6	0.9	1.5	0.7	1.4	1.7
<b>Current account balance (US\$b)</b>	-1.0	-0.4	-0.2	-0.4	-0.4	-0.4
<b>Current account balance (% GDP)</b>	-7.5	-3.1	-1.4	-2.6	-2.8	-2.3
<b>Inflation (% change yoy)</b>	8.3	3.7	2.3	4.4	3.7	3.6
<b>Unemployment (% labour force)</b>	14.2	13.5	12.8	12.2	11.6	11.0



## Australia's trade and investment relationship with Jamaica (b)

### Australian merchandise trade with Jamaica, 2018 (A\$'000)

		Total share	Rank	Growth (yoy)
Exports to Jamaica	25,491	0.0%	93rd	40.7%
Imports from Jamaica	1,360	0.0%	153rd	-15.3%
Total merchandise trade (exports + imports)	26,850	0.0%	120th	36.1%

### Major Australian exports, 2018 (A\$'000)

Meat (excl beef), f.c.f.	19,132
Beef, f.c.f.	2,426
Civil engineering equipment & parts	1,290
Alcoholic beverages	598

### Major Australian imports, 2018 (A\$'000)

Alcoholic beverages	1,231
Coffee & substitutes	74
Edible products & preparations, nes	27
Essential oils & perfumes	16

### Australia's trade in services with Jamaica, 2018 (A\$m)

		Total share	Rank	Growth (yoy)
Exports of services to Jamaica	4	0.0%	131st	33.3%
Imports of services from Jamaica	5	0.0%	137th	0.0%

### Australia's investment relationship with Jamaica, 2018 (A\$m)

	Total	FDI
Australia's investment in Jamaica	np	0
Jamaica's investment in Australia	np	np

## Jamaica's global merchandise trade relationships

### Jamaica's principal export destinations, 2017

1 United States	45.0%
2 The Netherlands	12.0%
3 Canada	9.6%
52 Australia	0.1%

### Jamaica's principal import sources, 2017

1 United States	43.7%
2 Japan	6.3%
3 China	6.3%
40 Australia	0.2%